

US00D506175S

(12) **United States Design Patent** (10) **Patent No.:** **US D506,175 S**  
**Bucaccio et al.** (45) **Date of Patent:** **\*\* Jun. 14, 2005**

(54) **SEAT FOR A PERSONAL WATERCRAFT** D399,182 S 10/1998 LaPointe et al. .... D12/307  
D444,761 S \* 7/2001 Momoi et al. .... D12/300

(75) Inventors: **Tom Bucaccio**, Grant, FL (US);  
**Shannon Cassell**, Palm Bay, FL (US);  
**Kirk Aguero**, Indialantic, FL (US);  
**Greg Martin**, Melbourne, FL (US)

(73) Assignee: **Bombardier Recreational Products Inc.**, Valcourt (CA)

(\*\*) Term: **14 Years**

(21) Appl. No.: **29/179,718**

(22) Filed: **Apr. 2, 2003**

**Related U.S. Application Data**

(62) Division of application No. 29/146,660, filed on Aug. 15, 2001.

(51) **LOC (8) Cl.** ..... **12-06**

(52) **U.S. Cl.** ..... **D12/307**

(58) **Field of Search** ..... D12/300, 307;  
114/345, 347, 219, 274, 288–291; 441/65

(56) **References Cited**

**U.S. PATENT DOCUMENTS**

D325,556 S 4/1992 LaPointe ..... D12/307  
D340,221 S 10/1993 Krieger et al. .... D12/307  
D342,052 S \* 12/1993 Schoell et al. .... D12/300  
D343,160 S 1/1994 LaPointe ..... D12/307  
D350,325 S \* 9/1994 Mardikian ..... D12/300  
D359,469 S \* 6/1995 Yoshida et al. .... D12/300  
5,540,174 A \* 7/1996 Kishi et al. .... 440/38

**OTHER PUBLICATIONS**

AU 97 163 S (Yamaha Hatsudoki Kabushiki Kaisha) Jan. 3, 2002 [online] [retrieved on Jul. 31, 2004]. Retrieved from: Australlan Patent Database.\*

Bombardier Sea-Doo Watercraft Year 2000 Models, RX DI, Aug. 29, 2003 (bearing a copyright notice of 1999).

\* cited by examiner

*Primary Examiner*—Holly Baynham

(74) *Attorney, Agent, or Firm*—BRP Legal Services

(57) **CLAIM**

The ornamental design for a seat for a personal watercraft, as shown and described.

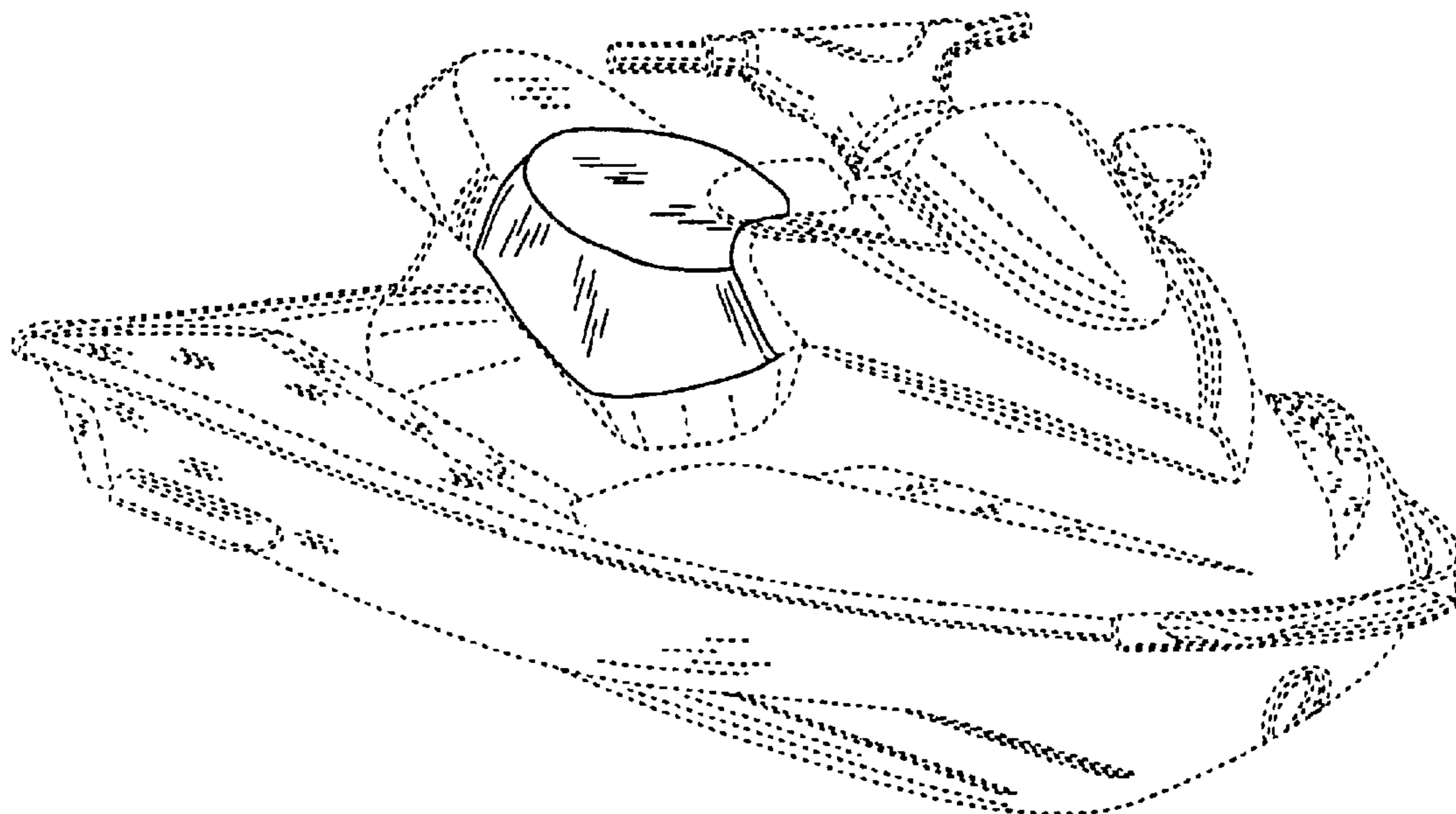
**DESCRIPTION**

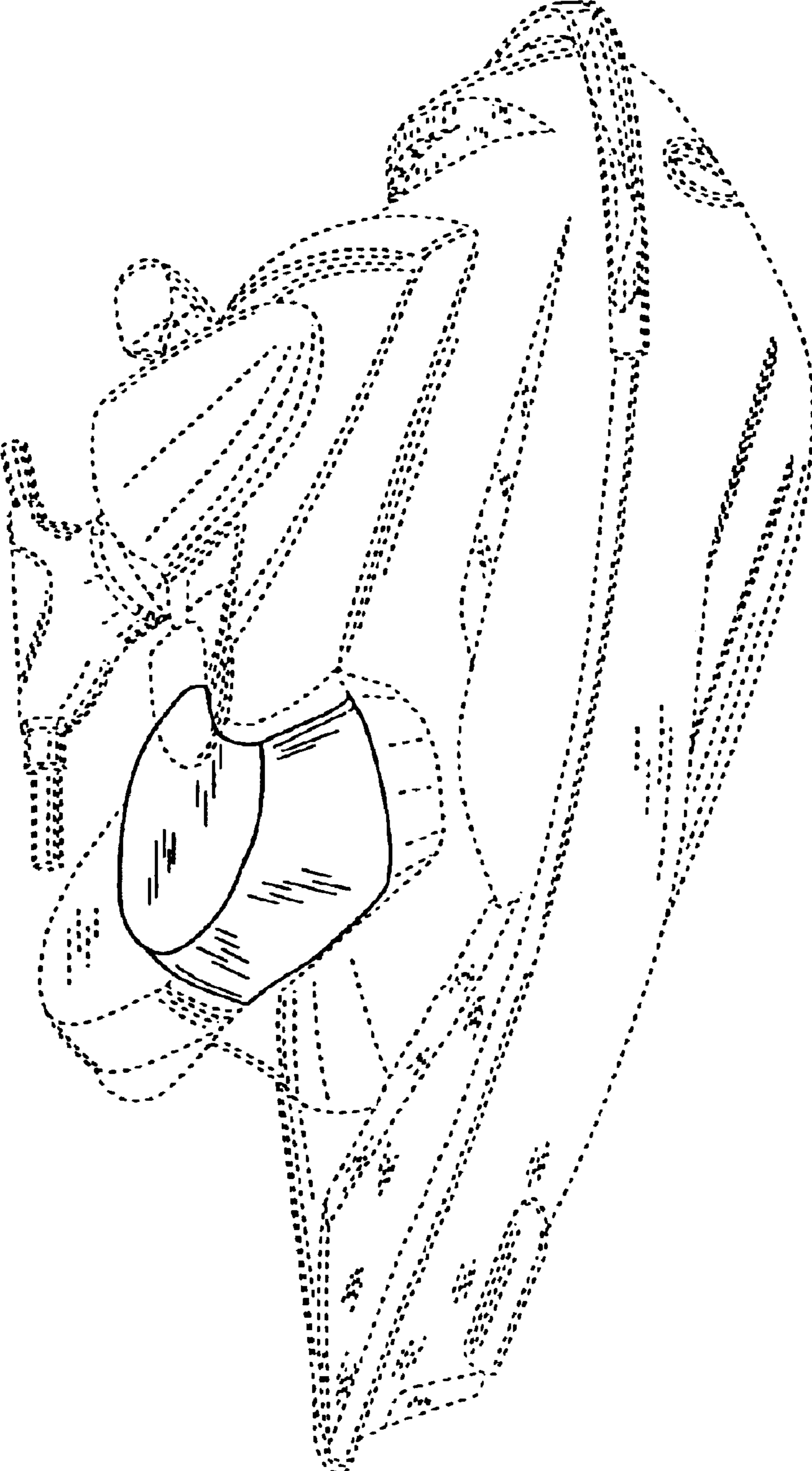
FIG. 1 is a perspective illustration, from the front and right side, of the seat of a personal watercraft of our design; FIG. 2 is a left side view thereof, the right side view being a mirror image thereof; and, FIG. 3 is a top view thereof.

Where included, broken lines showing environment or structure are for illustrative purposes only and form no part of the claimed design.

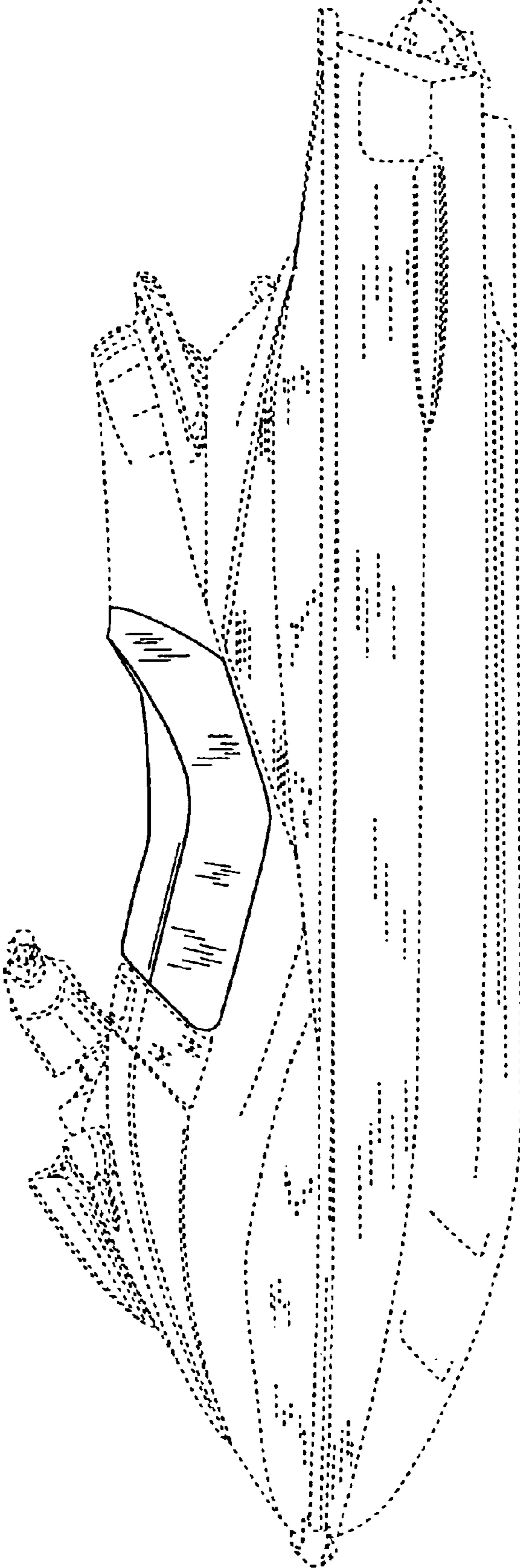
Particular views of an embodiment that are omitted indicate that the particular view is plain and unornamented or that the particular view does not elaborate upon any portion of the claimed design.

**1 Claim, 3 Drawing Sheets**

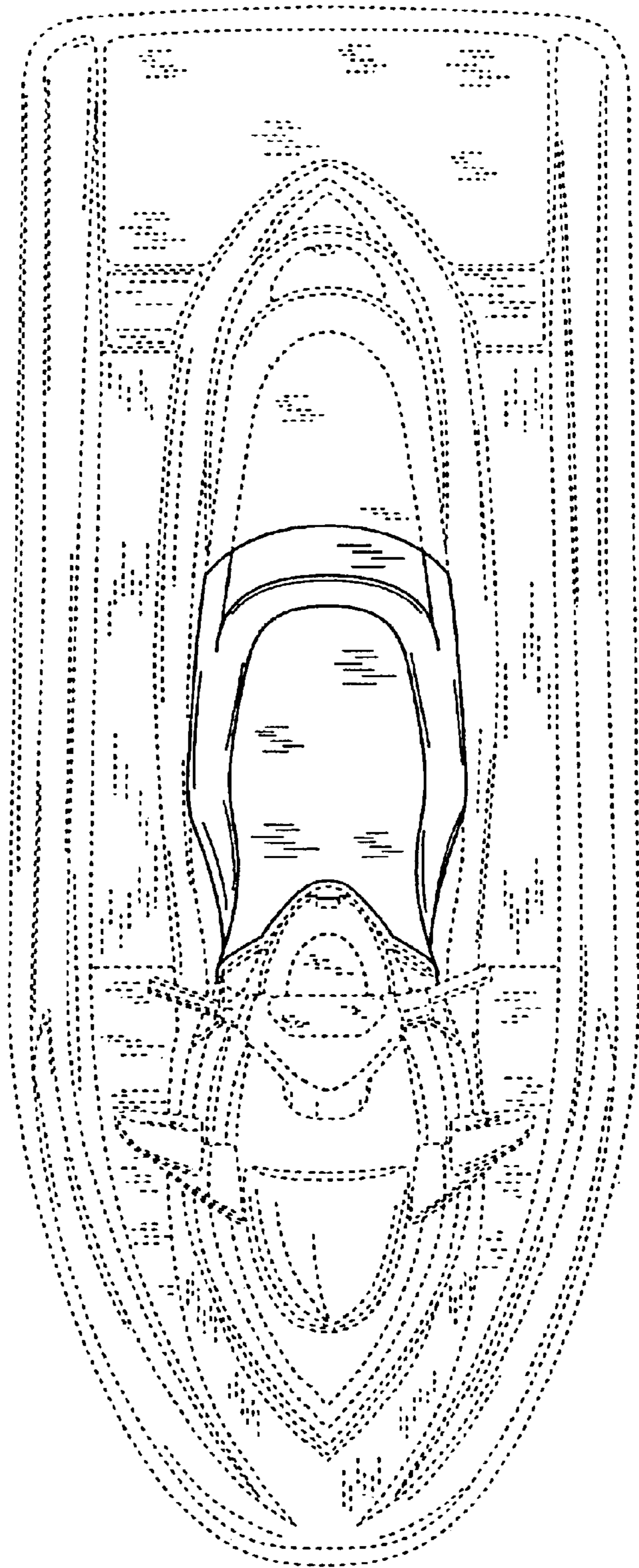




**FIG. 1**



**FIG. 2**



**FIG. 3**