

US00D506167S

(12) **United States Design Patent**  
**Wu**

(10) **Patent No.:** **US D506,167 S**  
(45) **Date of Patent:** **\*\* Jun. 14, 2005**

(54) **RADIATOR GRILLE**

D480,996 S \* 10/2003 Takei ..... D12/163

(76) Inventor: **Yung-Hsiang Wu**, No. 97, Lane 197,  
Sec. 1, Tatung Road, Tainan City (TW)

\* cited by examiner

(\*\*) Term: **14 Years**

*Primary Examiner*—Melody N. Brown  
(74) *Attorney, Agent, or Firm*—Charles E. Baxley

(21) Appl. No.: **29/202,705**

(57) **CLAIM**

(22) Filed: **Apr. 1, 2004**

The ornamental design for a radiator grille, as shown.

(51) **LOC (8) Cl.** ..... **12-16**

(52) **U.S. Cl.** ..... **D12/163**

(58) **Field of Search** ..... D12/163, 171,  
D12/90-92, 216, 169, 196; 180/68.1, 68.6;  
296/194

**DESCRIPTION**

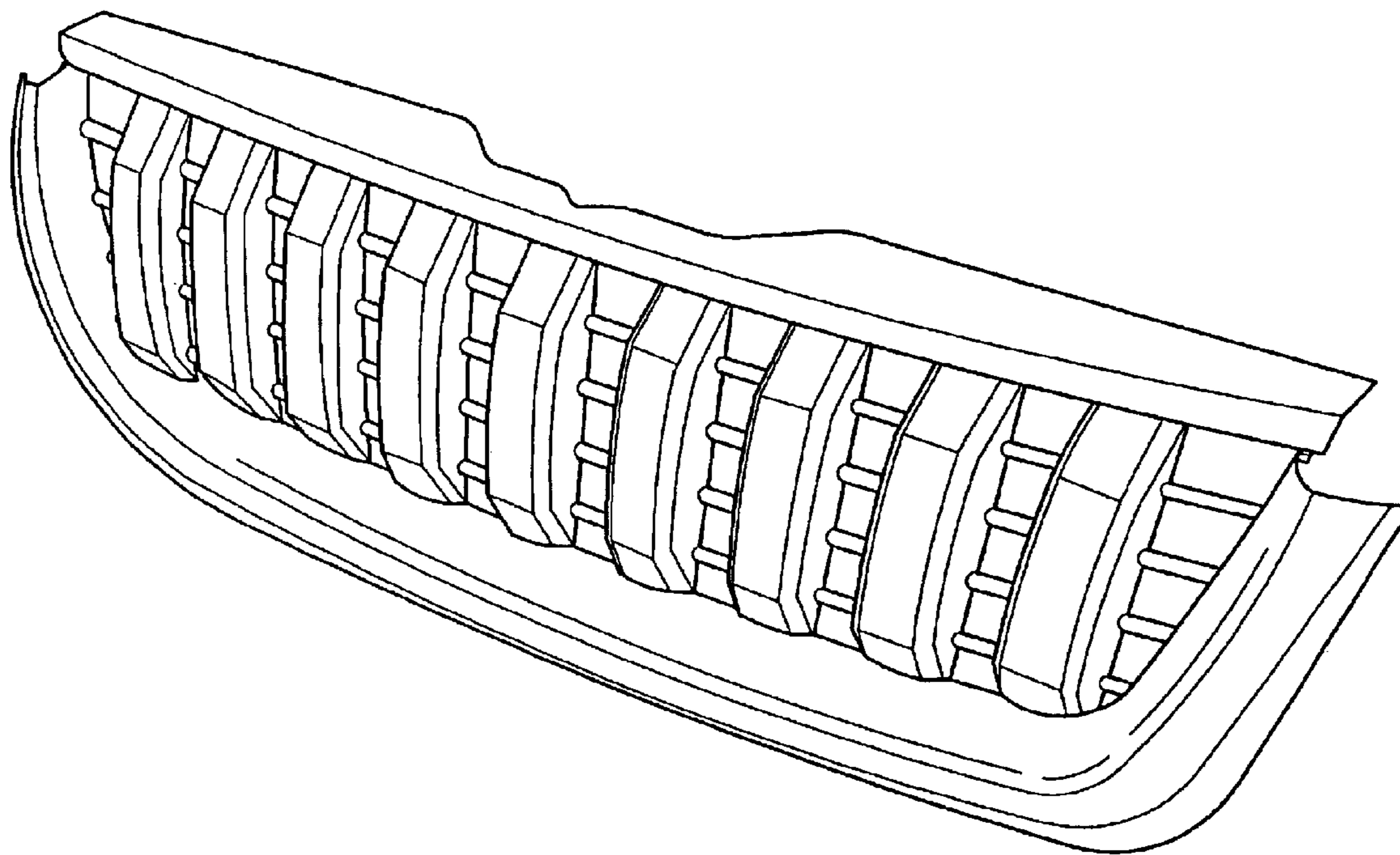
FIG. 1 is a perspective view of a radiator grille showing my new design;  
FIG. 2 is a front elevation view thereof;  
FIG. 3 is a rear elevation view thereof;  
FIG. 4 is a left side elevation view thereof;  
FIG. 5 is a right side elevation view thereof;  
FIG. 6 is a top plan view thereof; and,  
FIG. 7 is a bottom plan view thereof.

(56) **References Cited**

**U.S. PATENT DOCUMENTS**

D317,585 S \* 6/1991 Uchida ..... D12/163  
D474,428 S \* 5/2003 Hill et al. .... D12/163

**1 Claim, 5 Drawing Sheets**



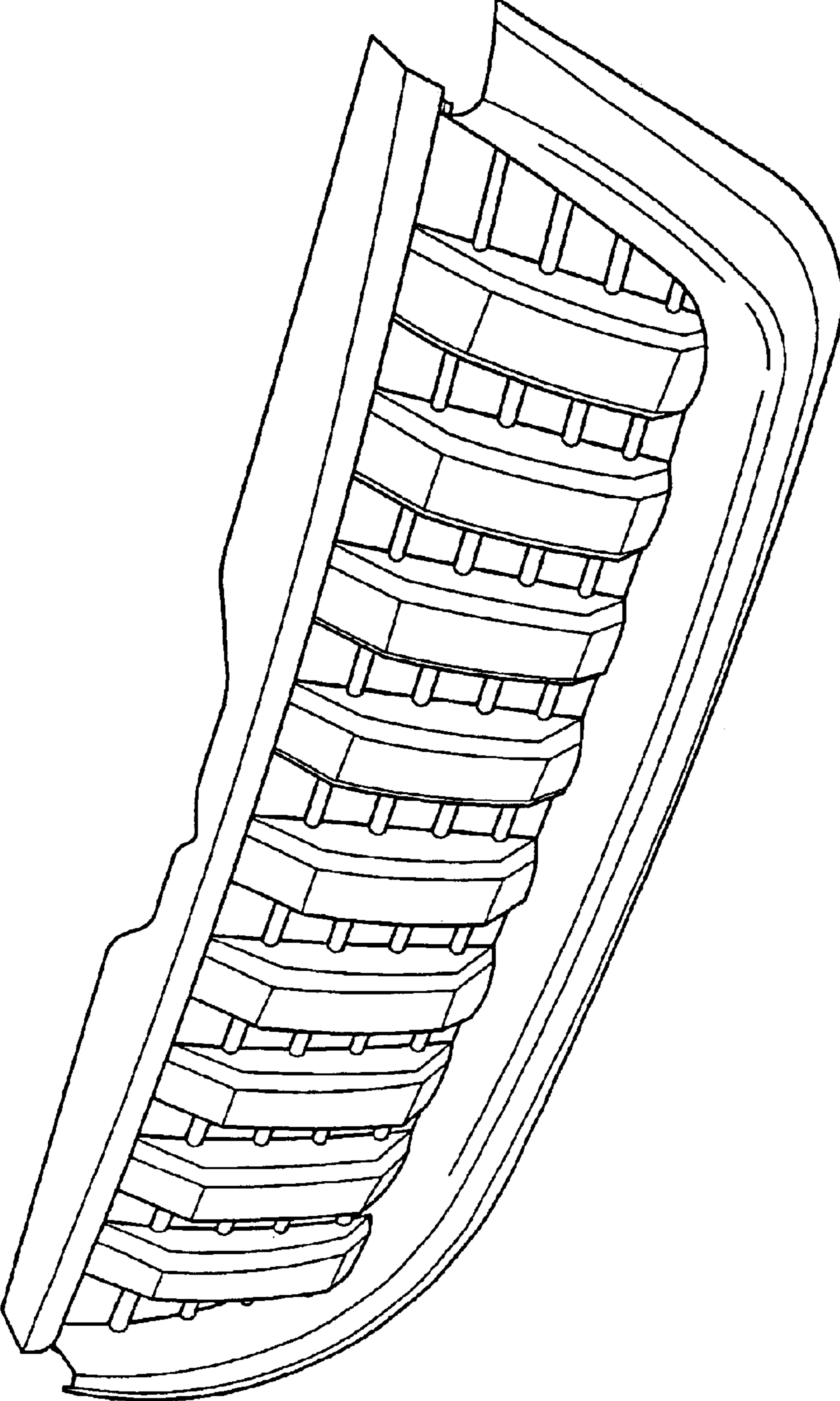


FIG. 1




FIG. 2




FIG. 3



FIG. 4

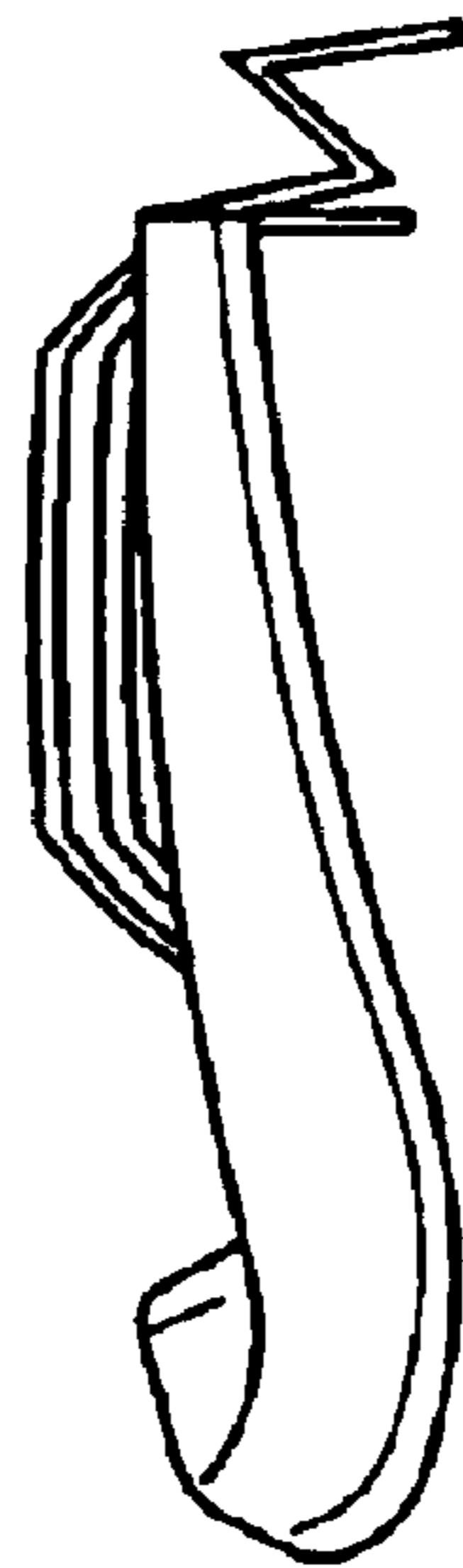


FIG. 5

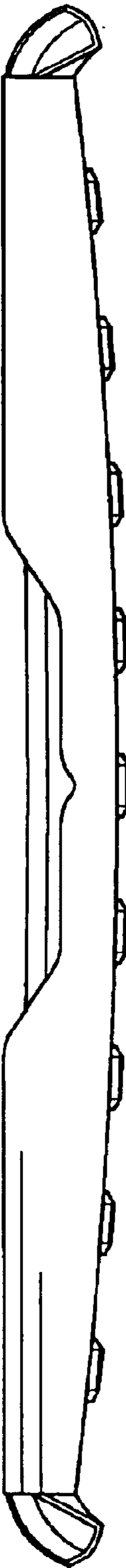


FIG. 6

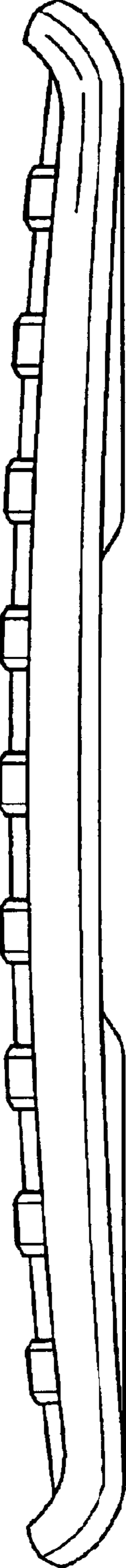


FIG. 7