

US00D506140S

(12) **United States Design Patent**  
**Maus**

(10) **Patent No.:** **US D506,140 S**  
(45) **Date of Patent:** **\*\* Jun. 14, 2005**

- (54) **BOTTLE**
- (75) **Inventor:** **David George Maus, Wayne, NJ (US)**
- (73) **Assignee:** **Reckitt Benckiser Inc., Wayne, NJ (US)**
- (\*\*) **Term:** **14 Years**
- (21) **Appl. No.:** **29/185,174**
- (22) **Filed:** **Jun. 24, 2003**

**Related U.S. Application Data**

- (62) Division of application No. 29/156,819, filed on Mar. 8, 2002, now Pat. No. Des. 480,008.

(30) **Foreign Application Priority Data**

- Oct. 1, 2001 (GB) ..... 2105226
- (51) **LOC (8) Cl.** ..... **09-01**
- (52) **U.S. Cl.** ..... **D9/542; D9/564**
- (58) **Field of Search** ..... **D9/516, 529-530, D9/541-544, 546, 549, 550, 558, 563, 569, 556, 571-575; 215/382-384, 396, 398, 400; 220/660, 675**

(56) **References Cited**

**U.S. PATENT DOCUMENTS**

- D27,906 S 11/1897 Levis
- D38,385 S 12/1906 Kohn
- D93,994 S 12/1934 Noble
- D168,523 S 12/1952 Sittason
- D175,014 S 6/1955 Champion
- D197,386 S 1/1964 Plummer

- 5,370,266 A 12/1994 Woodruff
- 5,542,585 A 8/1996 Peters et al.
- D384,285 S 9/1997 D'Amico et al.
- D391,853 S 3/1998 Green et al.
- D400,798 S 11/1998 Maus
- D406,533 S 3/1999 Maus
- D417,850 S 12/1999 Miller
- D433,637 S 11/2000 Hailey et al.
- D446,730 S 8/2001 Adee et al.
- D452,655 S 1/2002 Considine

*Primary Examiner*—Carol Rademaker

(74) *Attorney, Agent, or Firm*—Akin Gump Strauss Hauer & Feld, L.L.P.

(57) **CLAIM**

The ornamental design for a bottle, as shown and described.

**DESCRIPTION**

FIG. 1 is a front elevational view of the bottle in accordance with my new design, a rear elevational view being a mirror image thereof;

FIG. 2 is a right-side elevational view thereof, a left-side elevational view being a mirror image thereof;

FIG. 3 is a top plan view thereof;

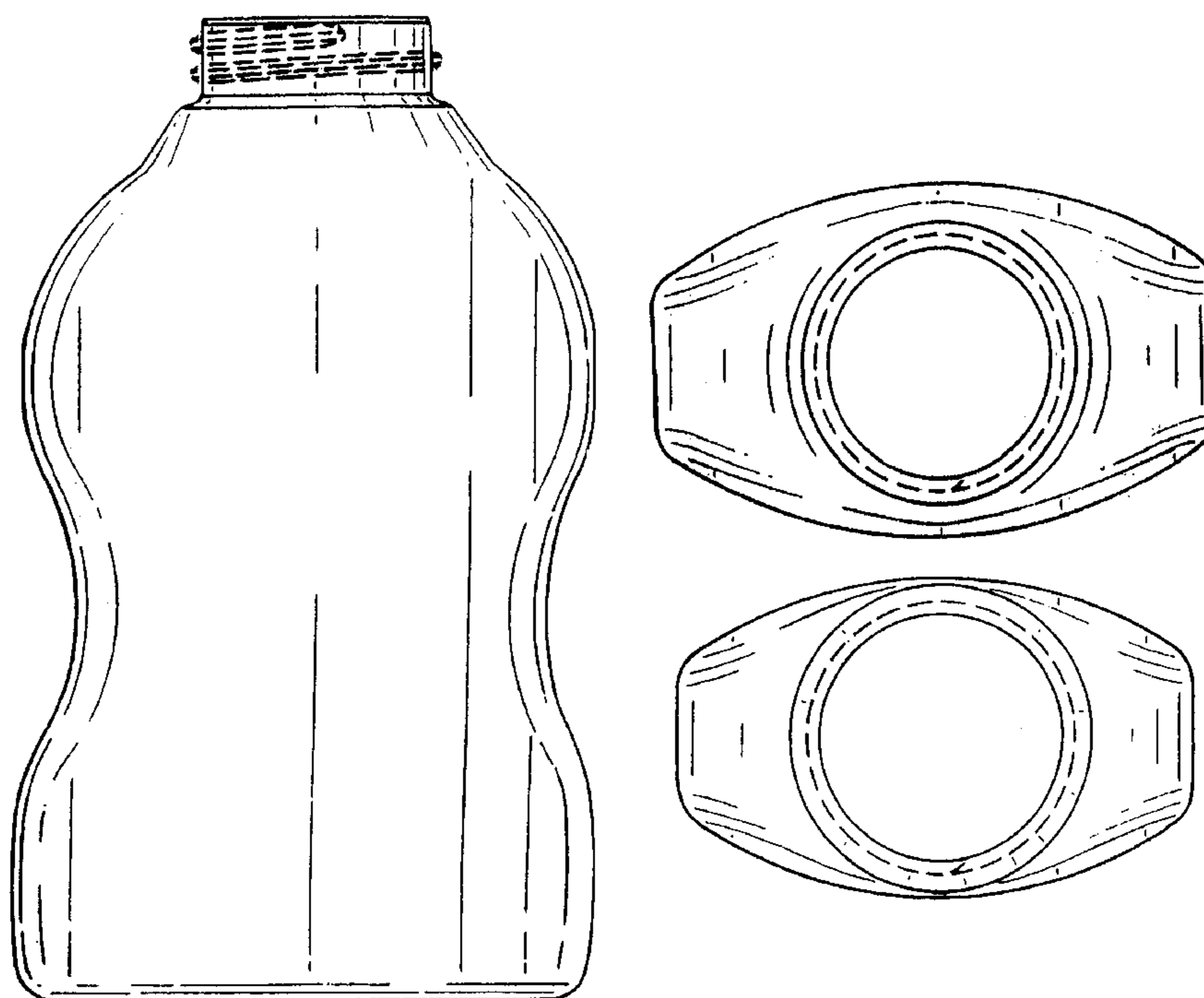
FIG. 4 is a front elevational view of a bottle in accordance with a second embodiment of my new design, a rear elevational view being a mirror image thereof;

FIG. 5 is a right-side elevational view of the second embodiment, a left-side elevational view being a mirror image thereof; and,

FIG. 6 is a top plan view of the second embodiment.

The broken lines in the figures are for illustrative purposes only and form no part of the claimed design.

**1 Claim, 2 Drawing Sheets**



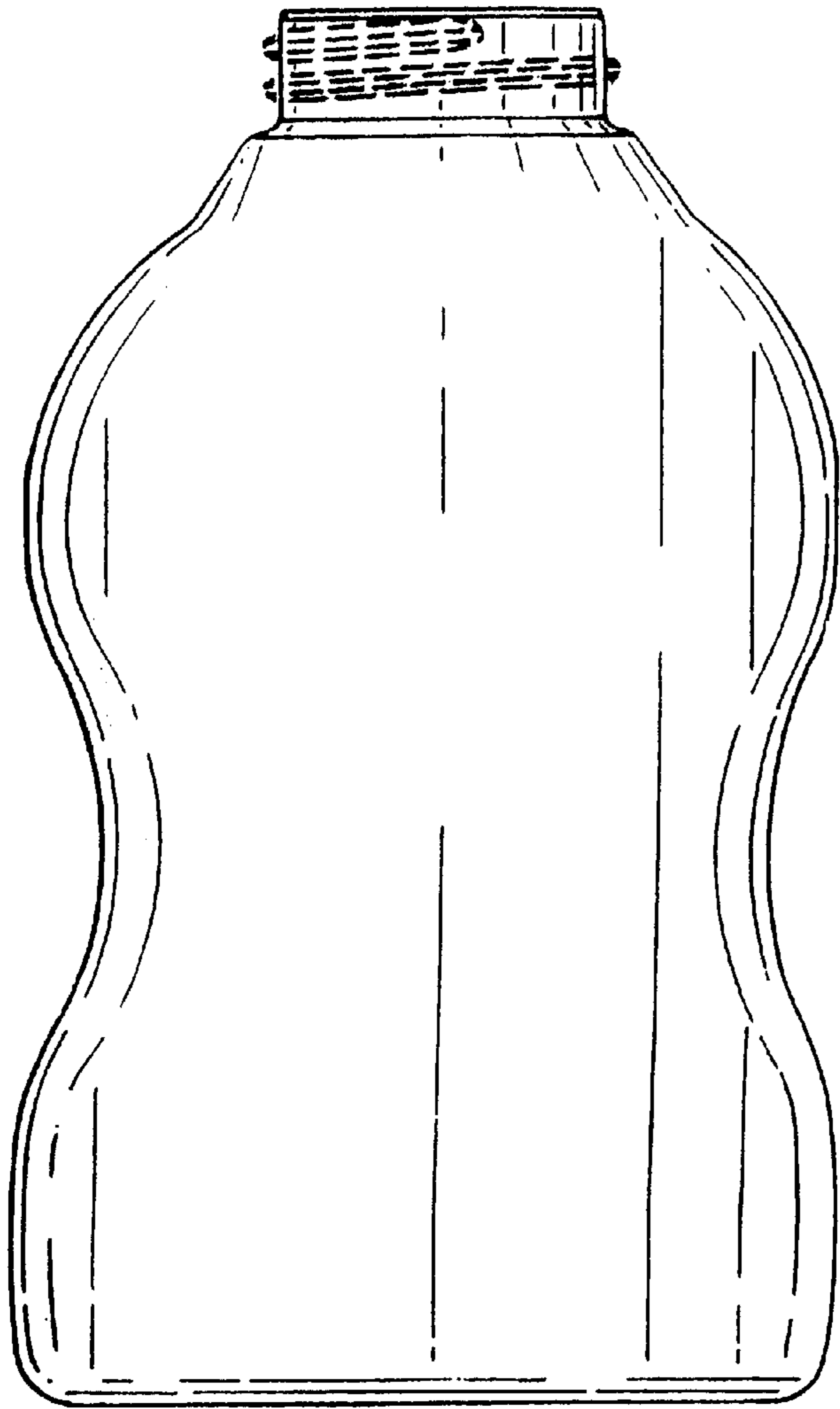


Fig. 1.

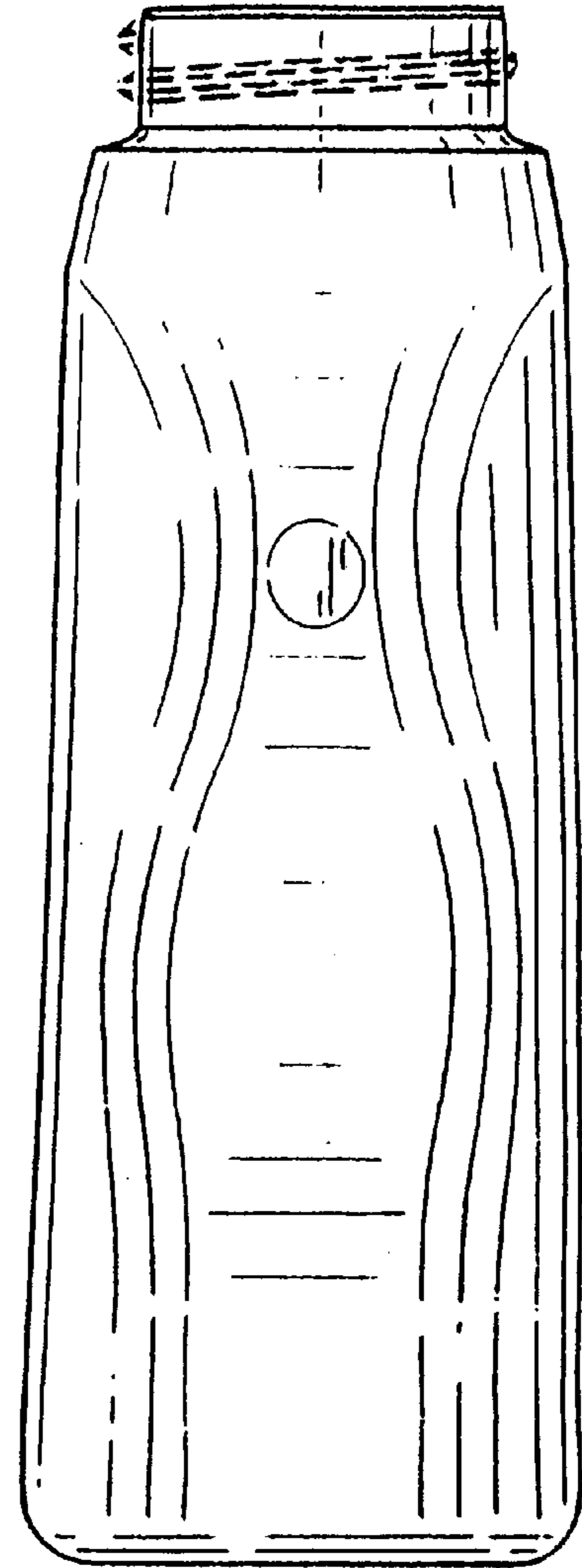


Fig. 2.

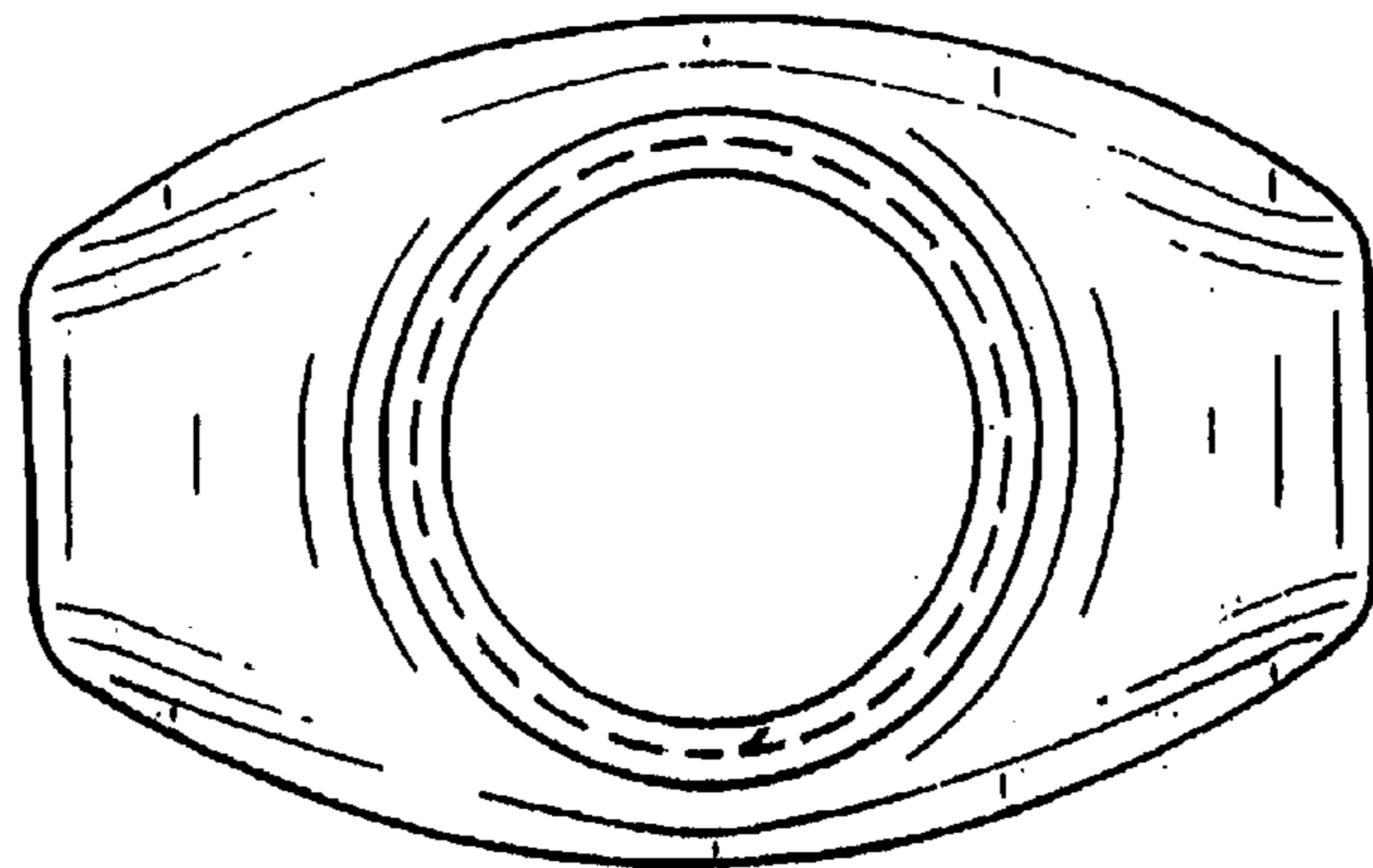


Fig. 3.

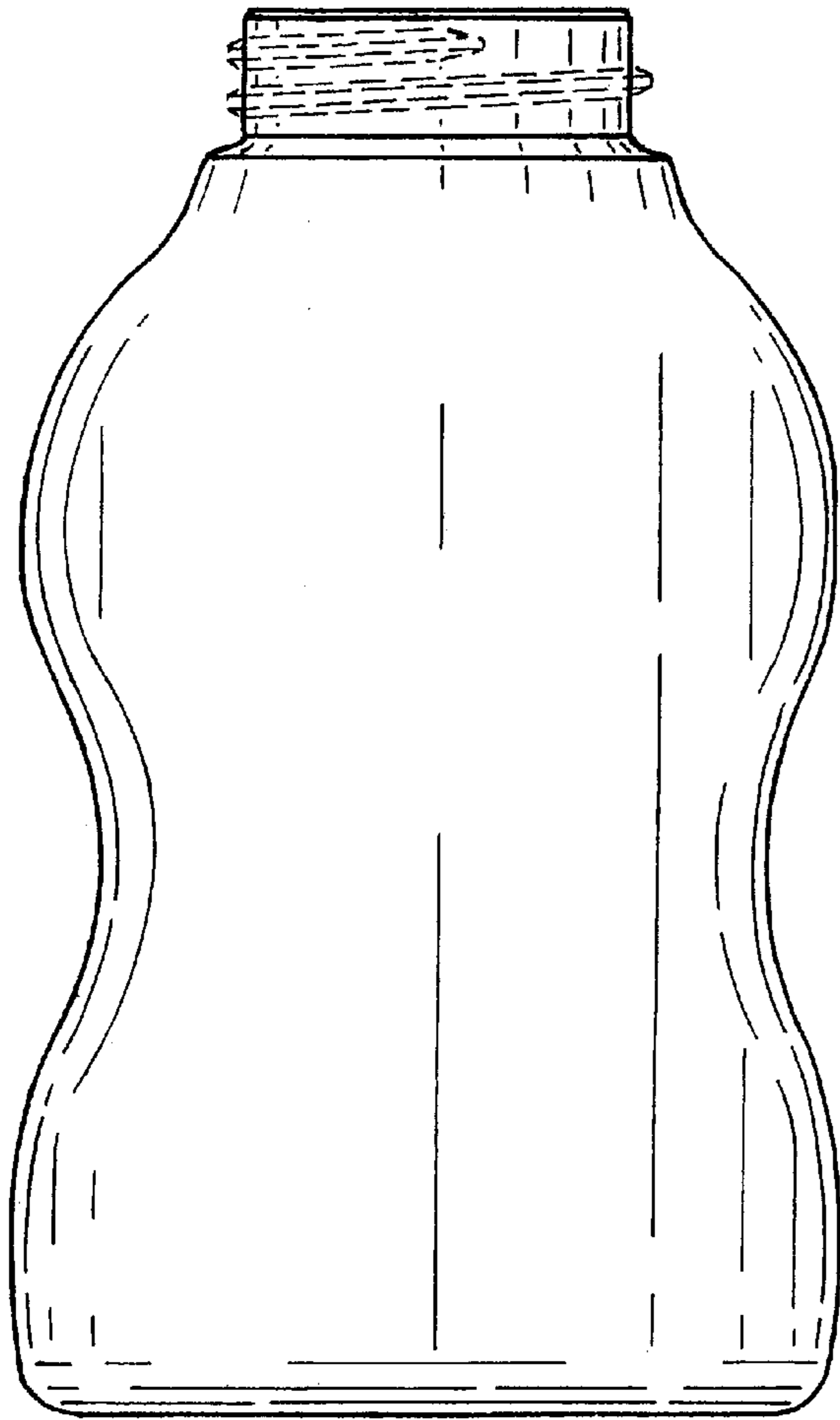


Fig.4.

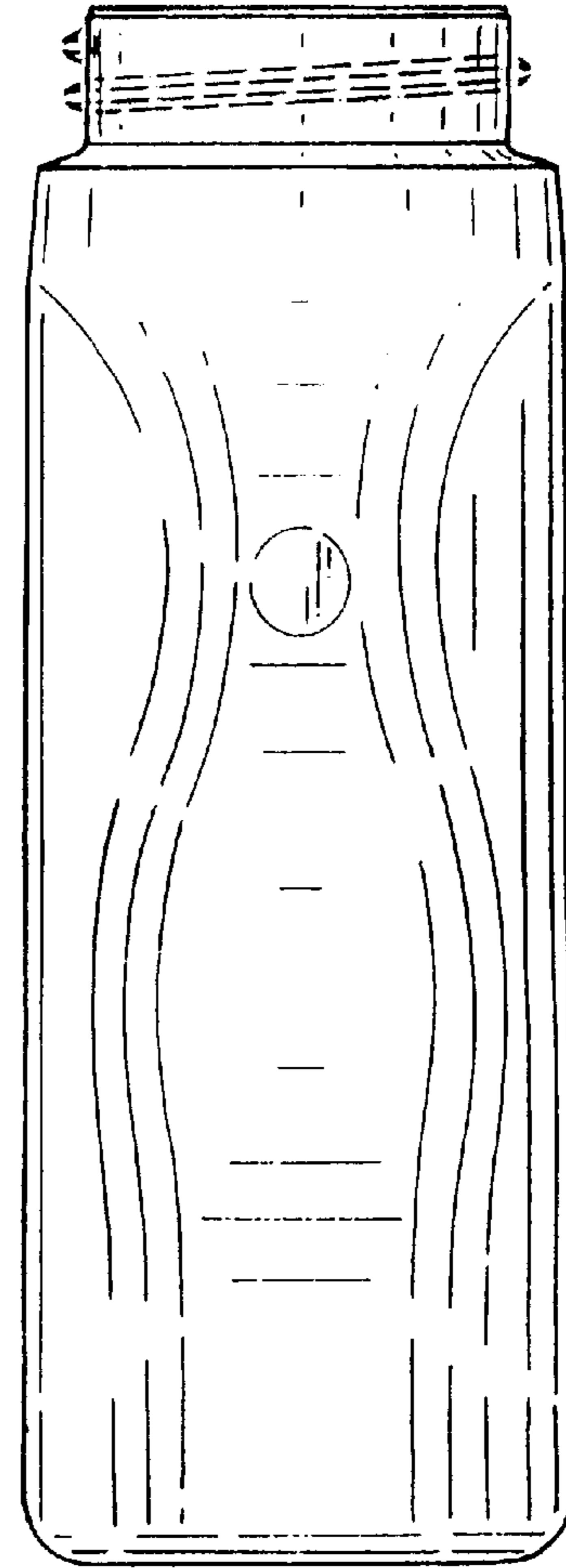


Fig.5.

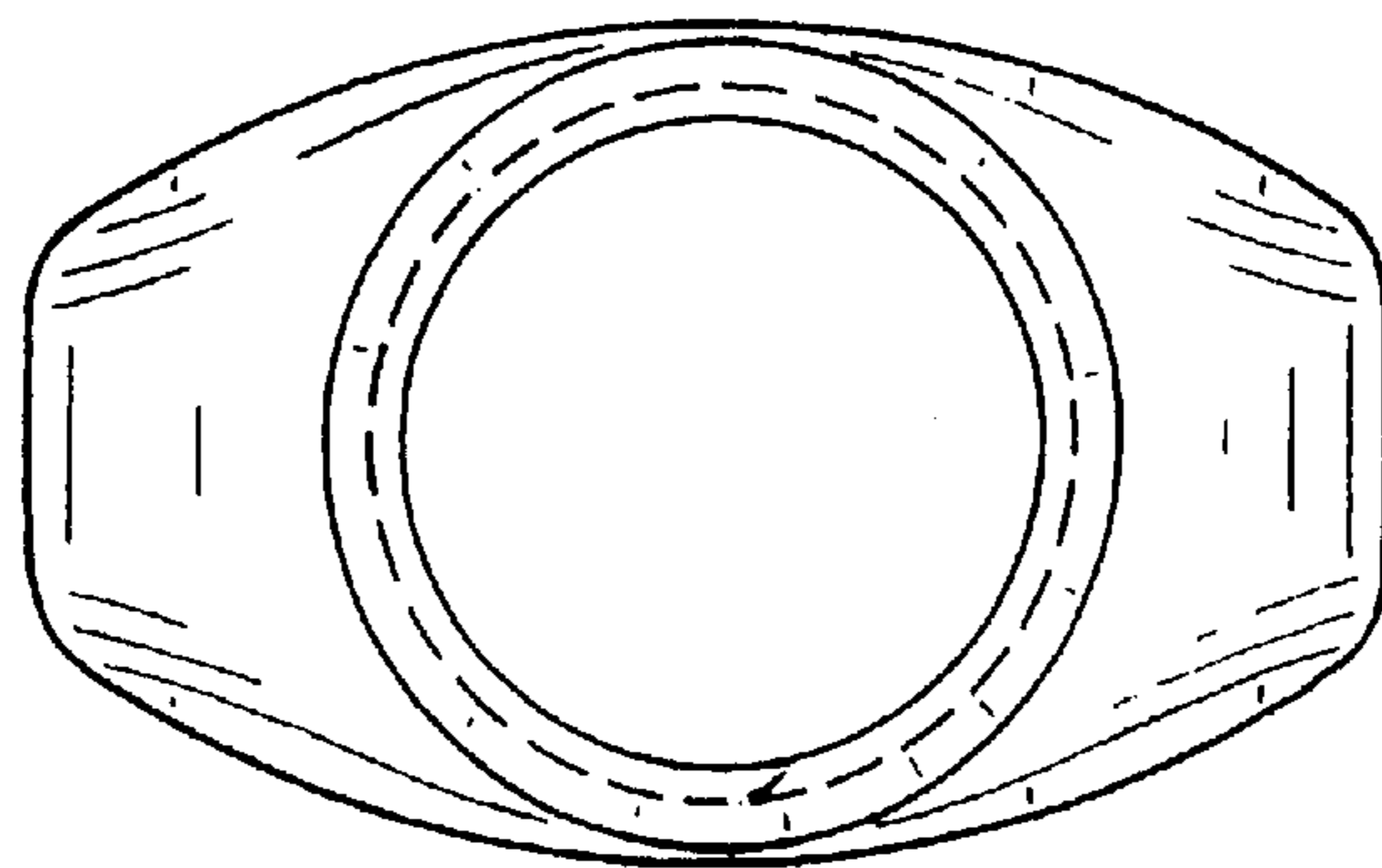


Fig.6.