

US00D506129S

(12) **United States Design Patent**
Plumer

(10) **Patent No.:** **US D506,129 S**
(45) **Date of Patent:** **** Jun. 14, 2005**

(54) **DISPLAY PACKAGE FOR A LUG WRENCH**

(76) **Inventor:** **Mark J. Plumer**, 18400 Gale Ave.,
City of Industry, CA (US) 91748

(**) **Term:** **14 Years**

(21) **Appl. No.:** **29/200,606**

(22) **Filed:** **Mar. 2, 2004**

(51) **LOC (8) Cl.** **09-07**

(52) **U.S. Cl.** **D9/415**

(58) **Field of Search** D9/415, 418, 341,
D9/337, 414; 206/461-471, 806, 495, 372-379,
349; D3/301, 905

(56) **References Cited**

U.S. PATENT DOCUMENTS

4,767,006	A	*	8/1988	Wasem	206/377
5,173,999	A	*	12/1992	Welk et al.	24/599.2
5,535,882	A	*	7/1996	Liu	206/377
D420,578	S	*	2/2000	Plumer	D9/415
D429,461	S	*	8/2000	Rowlay	D9/415

6,112,897	A	*	9/2000	Hu	206/377
6,637,591	B2	*	10/2003	Chen	206/349
6,637,606	B1	*	10/2003	Chen	211/70.6
6,681,932	B2	*	1/2004	Bradfield	206/349
6,719,154	B2	*	4/2004	Kao	211/70.6
D494,066	S	*	8/2004	Liu	D9/457

* cited by examiner

Primary Examiner—Prabhakar Deshmukh

(57) **CLAIM**

The ornamental design for display package for a lug wrench,
as shown and described.

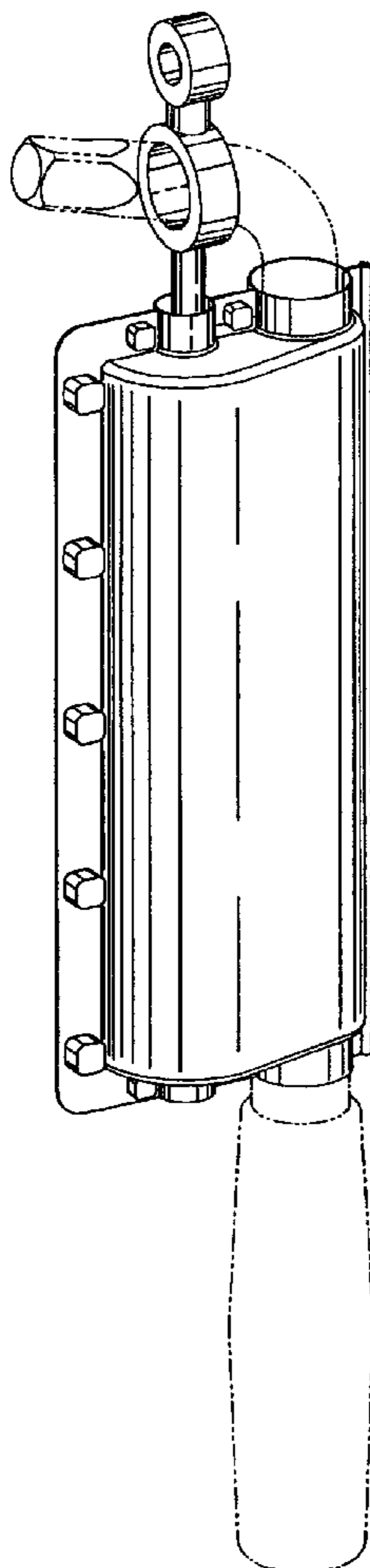
DESCRIPTION

FIG. 1 is a perspective view of a display package for the lug wrench; and,

FIG. 2 is a left side elevational view thereof; the right side
elevational view is a mirror image thereof.

The broken lines showing the environment are for illustra-
tive purposes only, and form no part of the claimed design.

1 Claim, 2 Drawing Sheets



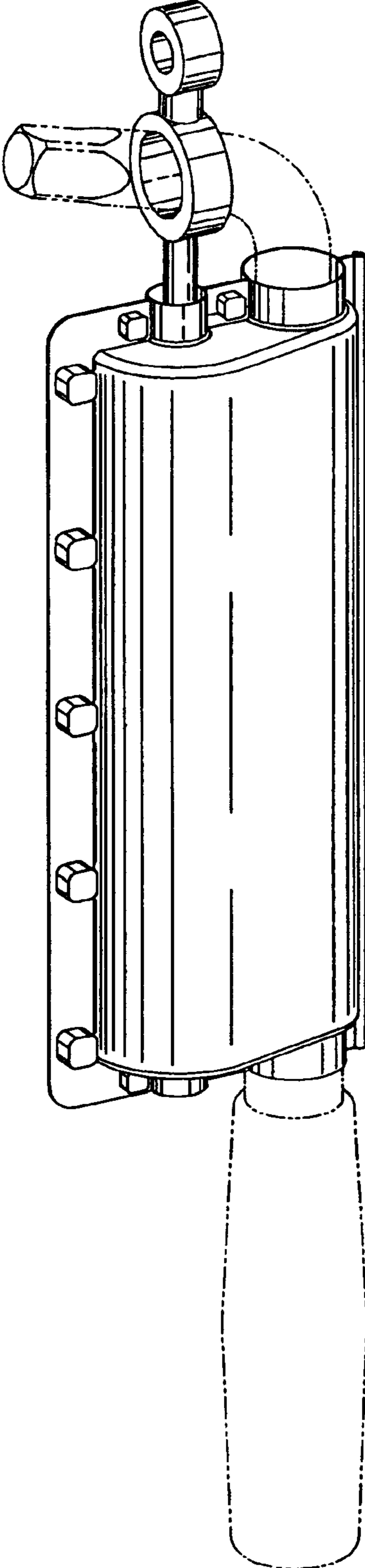


Fig. 1

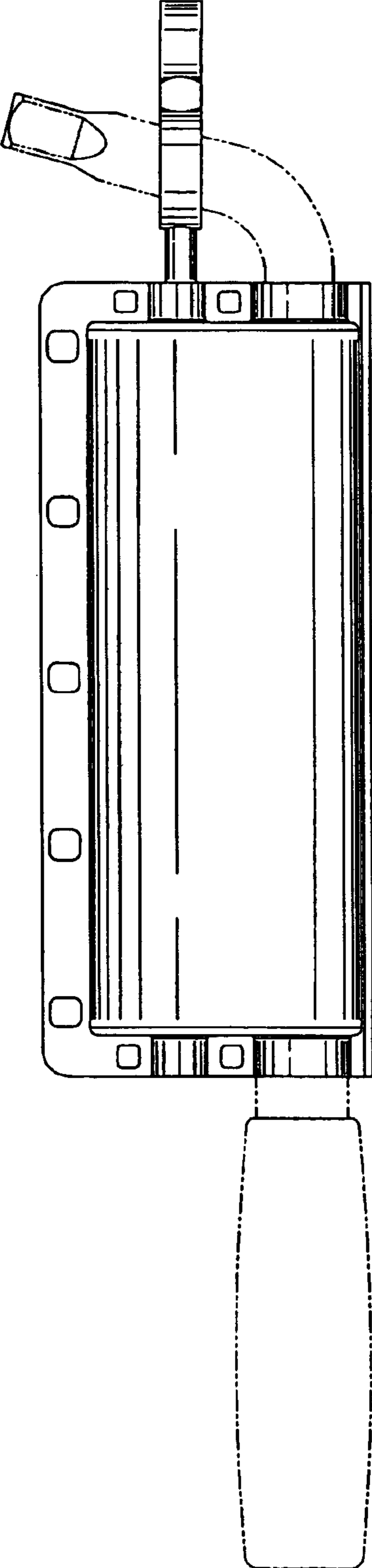


Fig. 2