



US00D506127S

(12) **United States Design Patent** (10) **Patent No.:** **US D506,127 S**  
**Vetter et al.** (45) **Date of Patent:** **\*\* Jun. 14, 2005**

(54) **NESTING COVER FOR A FOLDING HANDLE**

(75) Inventors: **Gregory J. Vetter**, Owatonna, MN (US); **Brian Dallmann**, Owatonna, MN (US)

(73) Assignee: **Truth Hardware Corporation**, Owatonna, MN (US)

(\*\*) Term: **14 Years**

(21) Appl. No.: **29/206,159**

(22) Filed: **May 26, 2004**

(51) **LOC (8) Cl.** ..... **08-09**

(52) **U.S. Cl.** ..... **D8/400**

(58) **Field of Search** ..... D8/400; 49/460, 49/341, 342; 74/545, 547; 252/336.3, 347, 356, 357, 210, DIG. 31, DIG. 20

(56) **References Cited**

**U.S. PATENT DOCUMENTS**

D347,569 S	6/1994	Vetter et al.	
D350,666 S	9/1994	Wobschall et al.	
D360,357 S	7/1995	Peterson et al.	
D361,490 S	8/1995	Vetter	
5,467,503 A	11/1995	Nolte et al.	
D365,513 S	12/1995	Vetter et al.	
5,531,138 A	7/1996	Vetter	
D375,042 S	10/1996	Anderson et al.	
5,560,082 A	10/1996	Vetter	
D375,254 S	11/1996	Anderson et al.	
D375,445 S	11/1996	Harrison et al.	
D375,674 S	11/1996	Anderson et al.	
D376,099 S	12/1996	Orf et al.	
D390,454 S	2/1998	Vetter et al.	
D390,777 S	2/1998	Peterson et al.	
D408,274 S	4/1999	Vetter et al.	
D408,729 S	4/1999	Virkler et al.	
D457,422 S	* 5/2002	Gledhill et al.	D8/400

D476,882 S	7/2003	Gledhill et al.	
D481,933 S	* 11/2003	Smith et al.	D8/400
D484,787 S	* 1/2004	Huml	D8/400
D494,850 S	* 8/2004	Braun et al.	D8/400

\* cited by examiner

*Primary Examiner*—Brian N Vinson

(74) *Attorney, Agent, or Firm*—Patterson, Thunte, Skaar & Christensen, P.A.

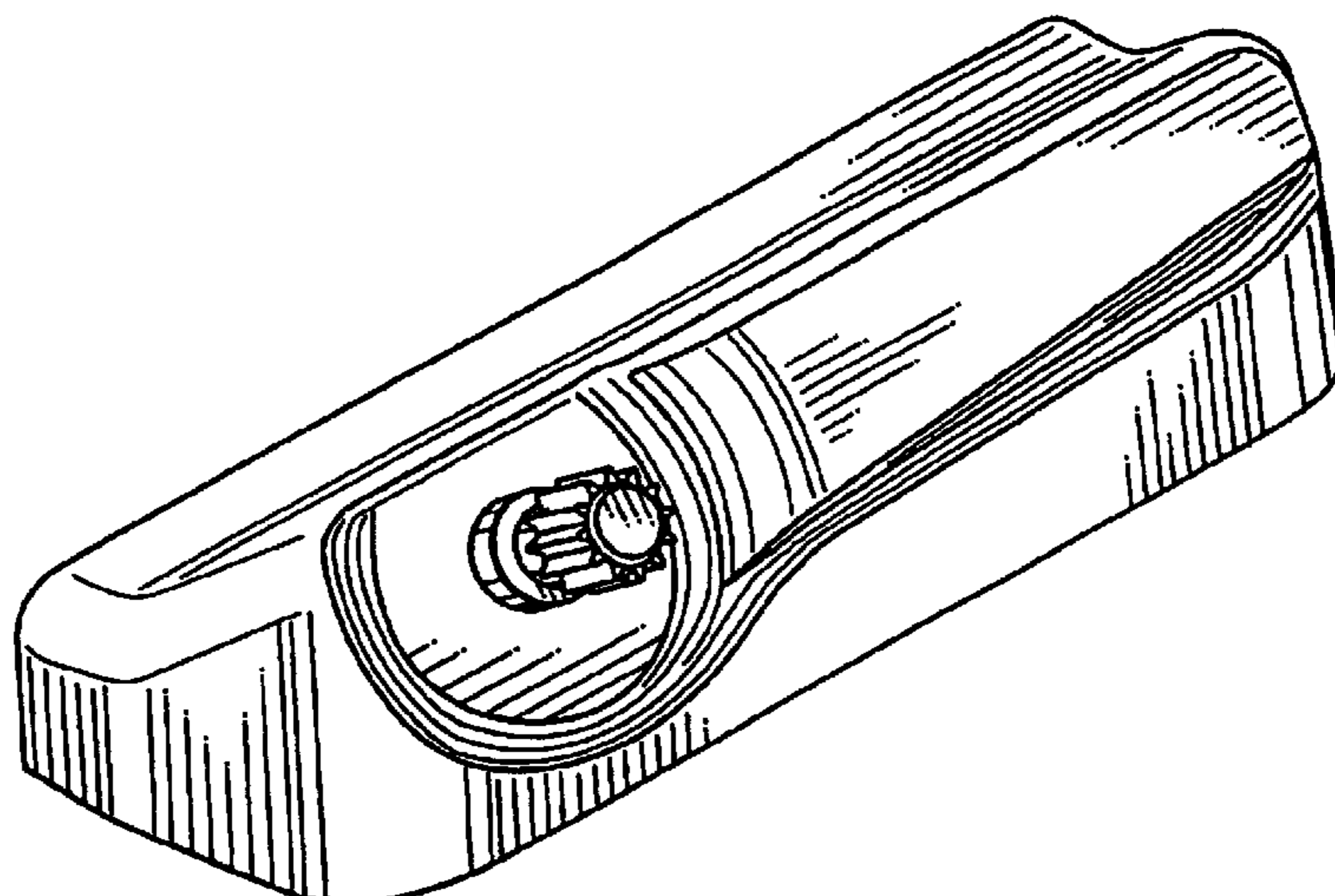
(57) **CLAIM**

We claim the ornamental design for nesting cover for a folding handle, as shown.

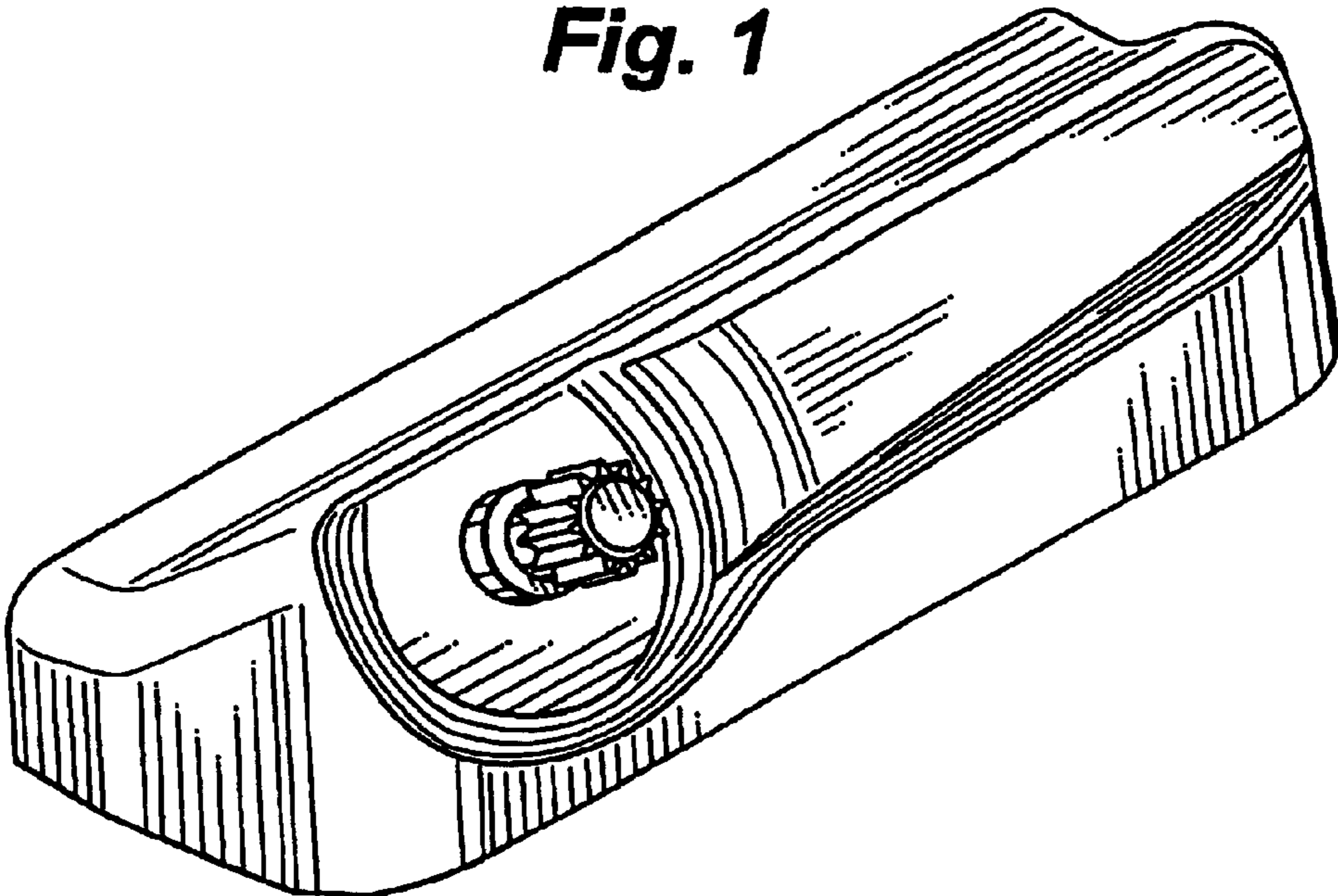
**DESCRIPTION**

FIG. 1 is a front perspective view of a nesting cover for a folding handle according to an embodiment of the invention; FIG. 2 is a front perspective view of a nesting cover for a folding handle according to an embodiment of the invention with a folding handle depicted in an extended position with phantom lines for illustrative purposes; FIG. 3 is a front perspective view of a nesting cover for a folding handle according to an embodiment of the invention with a folding handle depicted in folded position with phantom lines for illustrative purposes; FIG. 4 is a top plan view of a nesting cover for a folding handle according to an embodiment of the invention; FIG. 5 is a bottom plan view of a nesting cover for a folding handle according to an embodiment of the invention; FIG. 6 is a side elevation view of a nesting cover for a folding handle according to an embodiment of the invention; FIG. 7 is a side elevation view of the opposing side of the nesting cover for a folding handle depicted in FIG. 6; FIG. 8 is a front elevation view of a nesting cover for a folding handle according to an embodiment of the invention; and, FIG. 9 is a rear elevation view of a nesting cover for a folding handle according to an embodiment of the invention.

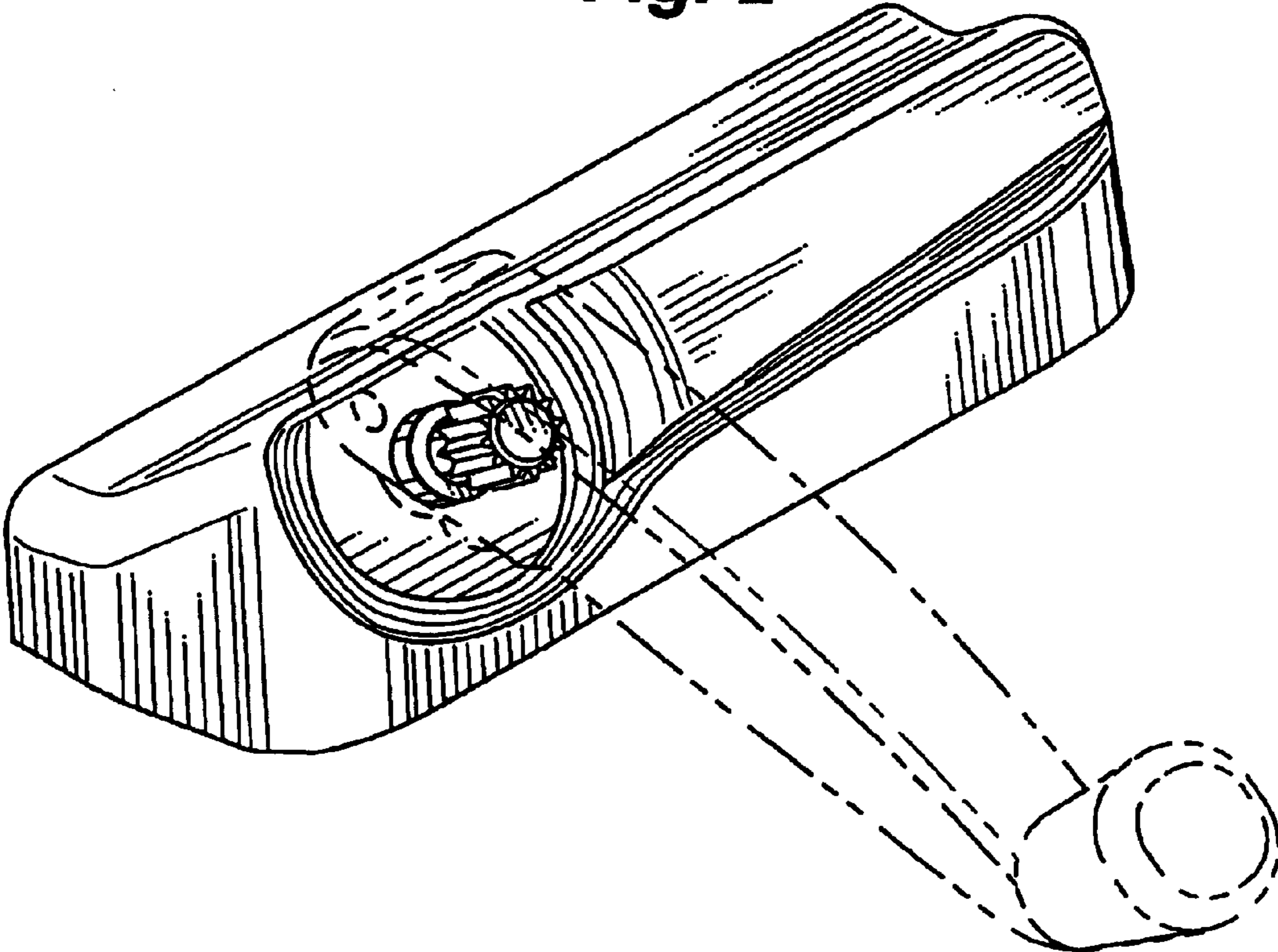
**1 Claim, 4 Drawing Sheets**



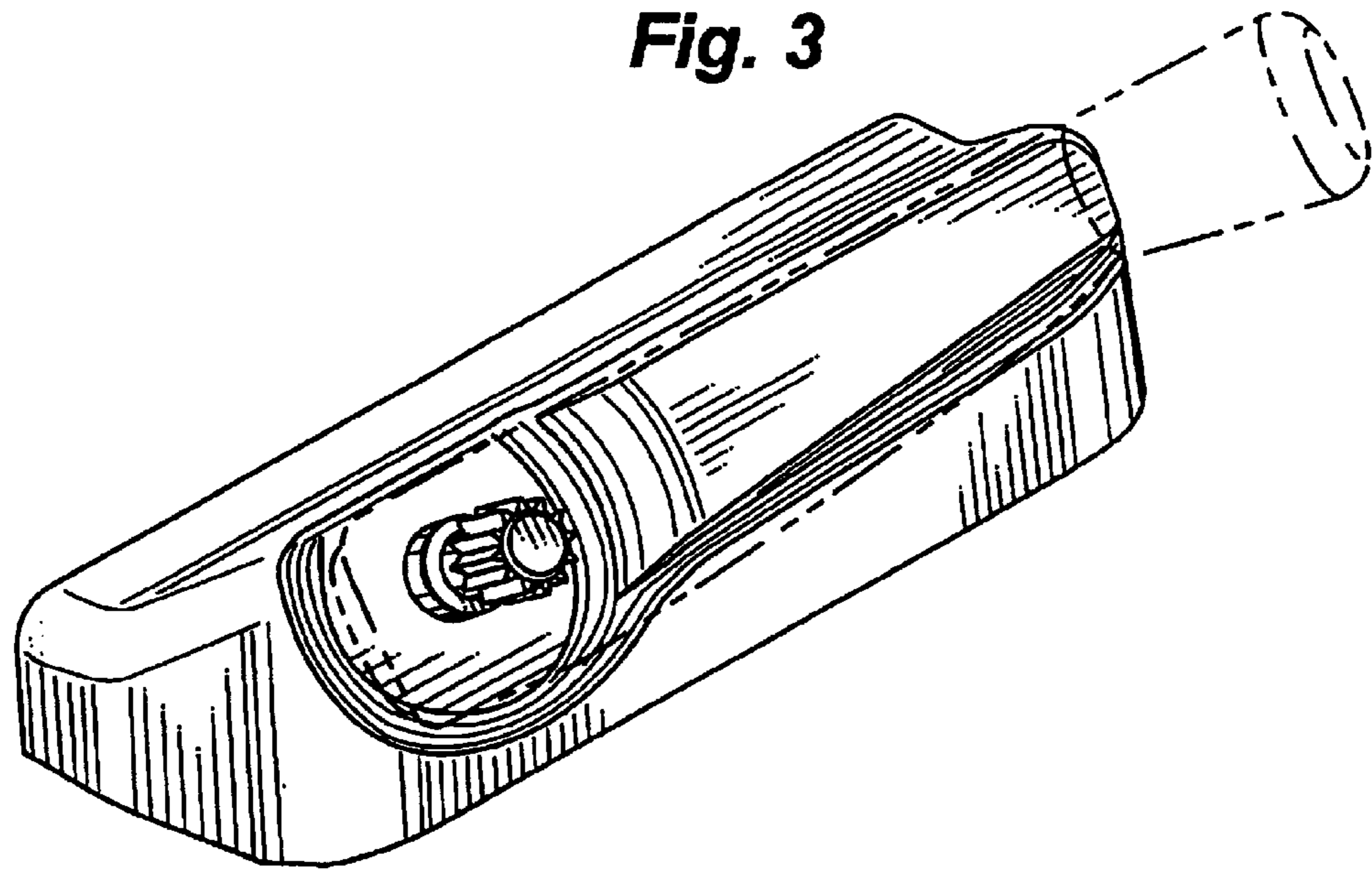
**Fig. 1**



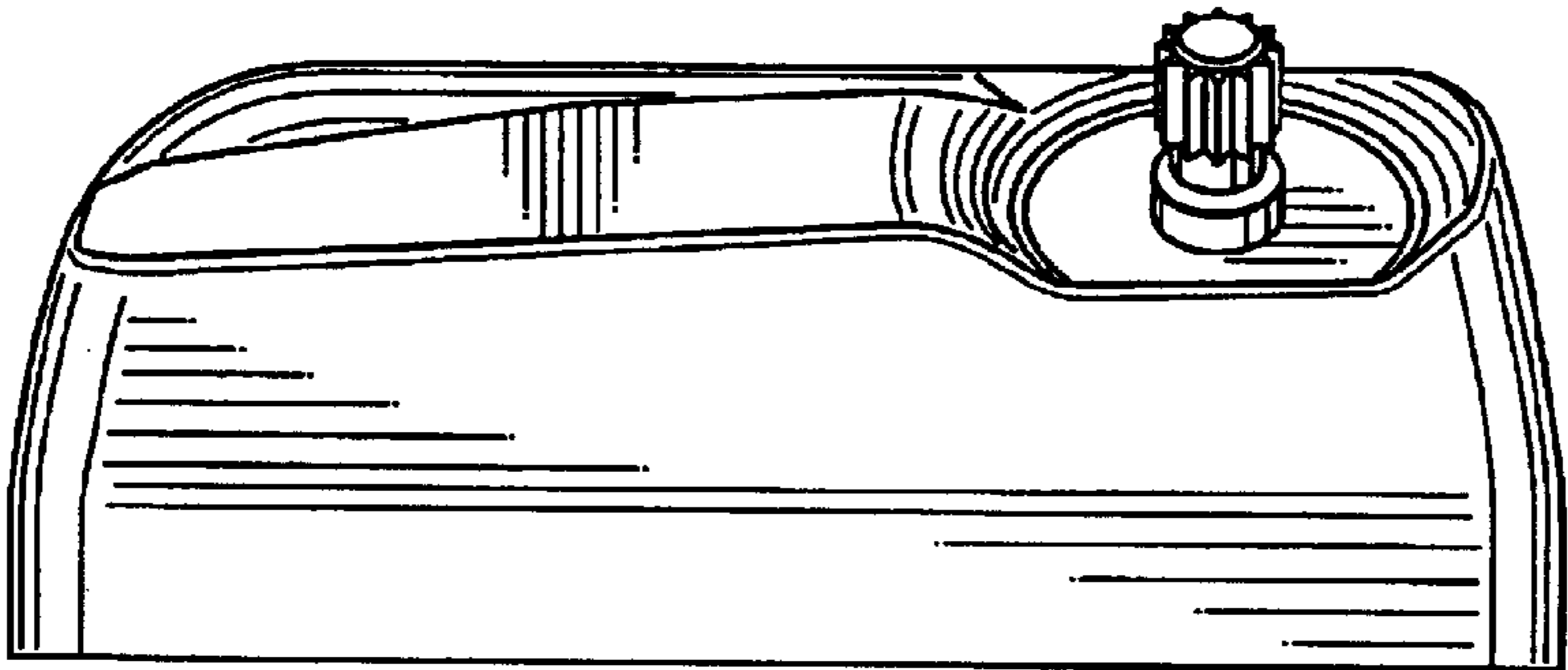
**Fig. 2**




**Fig. 3**



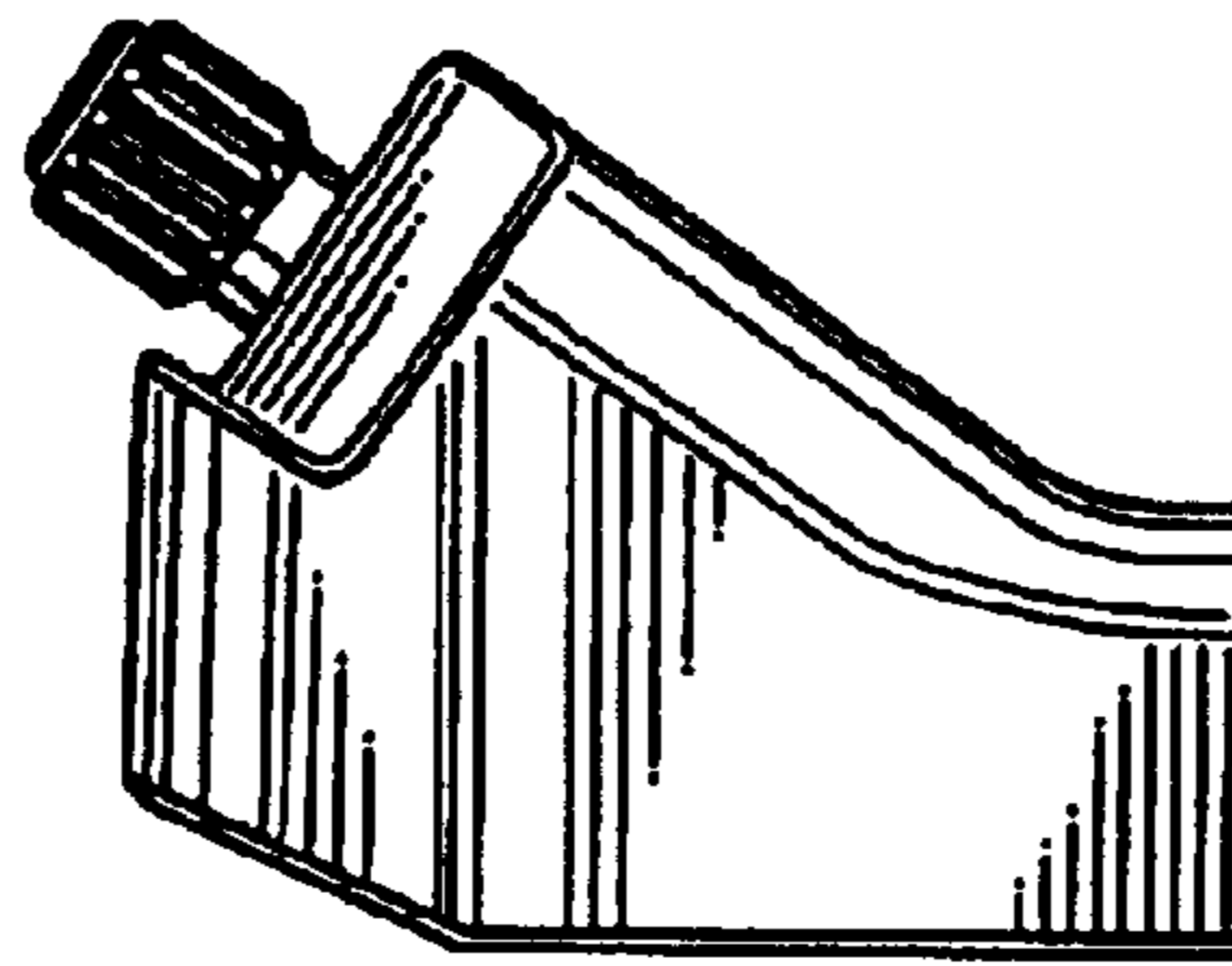
**Fig. 4**



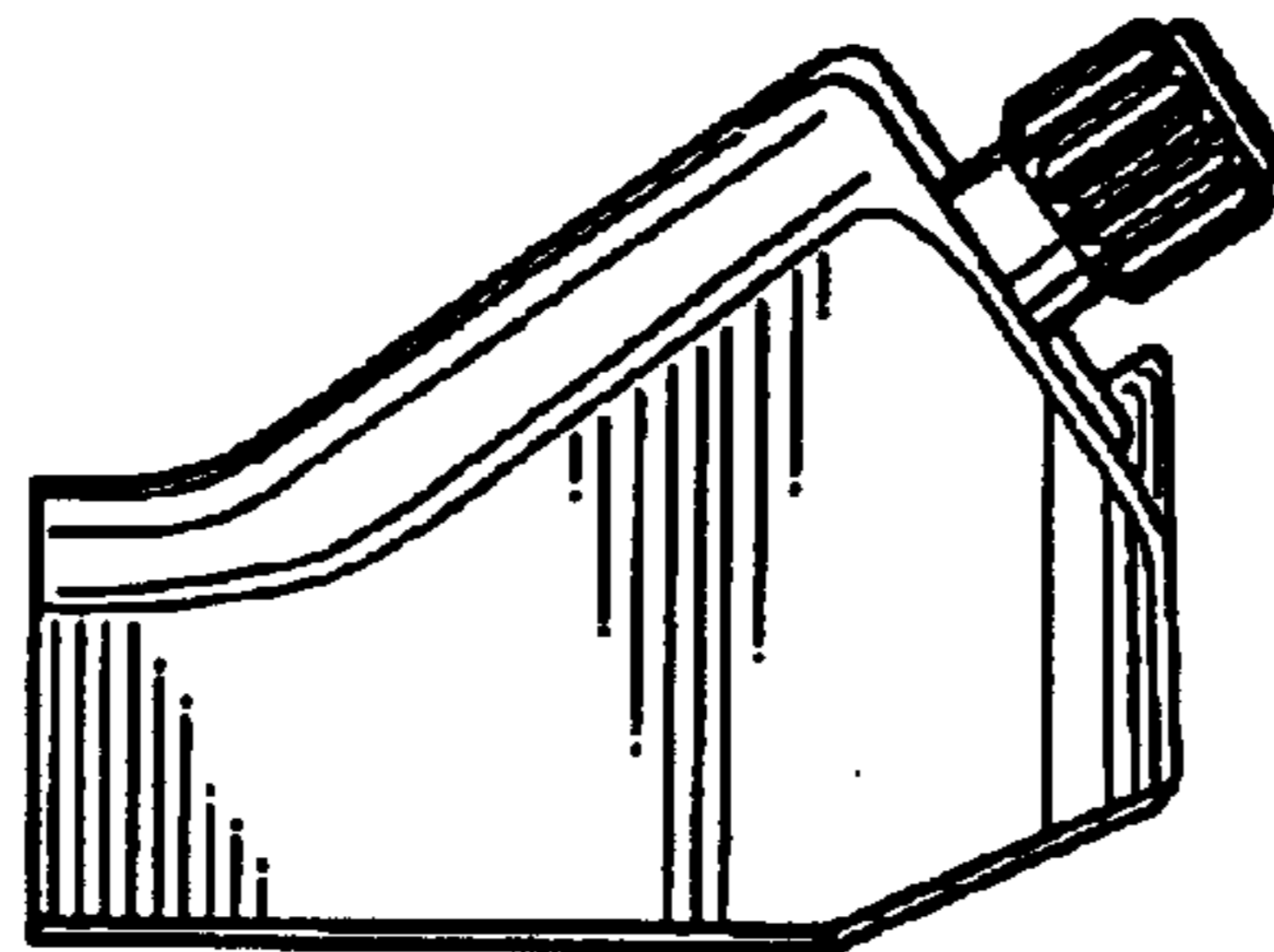
***Fig. 5***



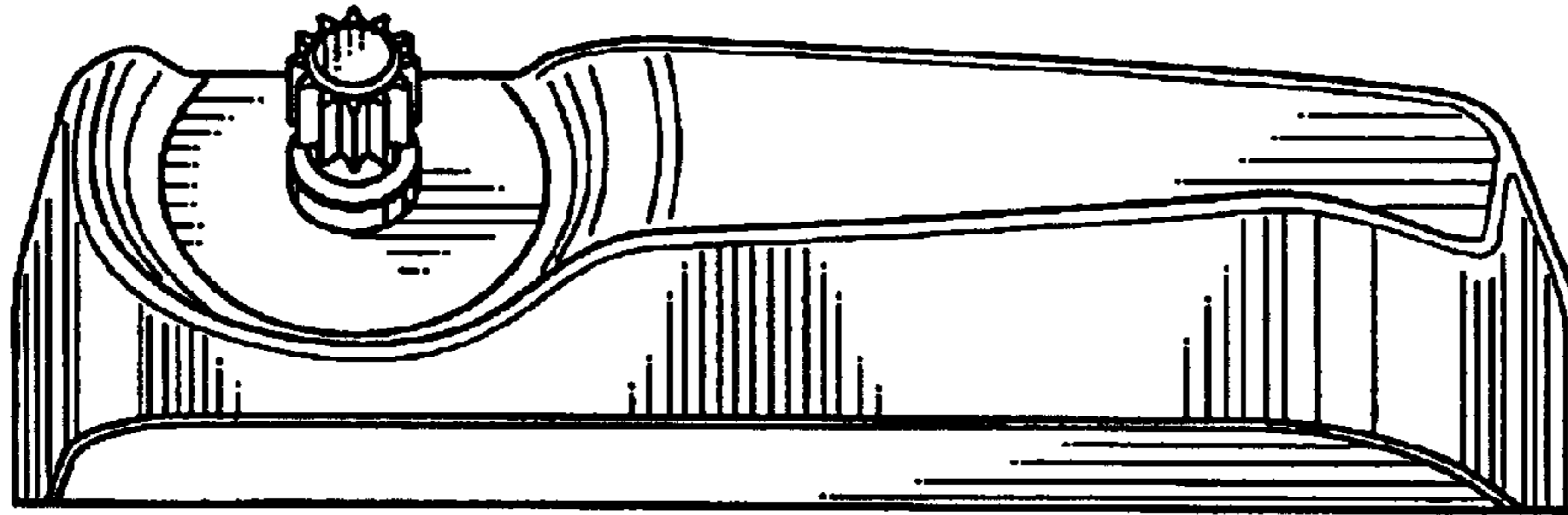
***Fig. 6***



***Fig. 7***



***Fig. 8***



***Fig. 9***

