



US00D506109S

(12) **United States Design Patent**  
**Deal et al.**

(10) **Patent No.: US D506,109 S**  
(45) **Date of Patent: \*\* Jun. 14, 2005**

(54) **COOKING UTENSIL**

(76) Inventors: **Robert Deal**, 1106 Country Rd. 118,  
Burnet, TX (US) 78611; **Glenda Deal**,  
1106 Country Rd. 118, Burnet, TX (US)  
78611

(\*\*) Term: **14 Years**

(21) Appl. No.: **29/199,173**

(22) Filed: **Feb. 12, 2004**

(51) **LOC (8) Cl. .... 07-02**

(52) **U.S. Cl. .... D7/683**

(58) **Field of Search** ..... D7/680-696; 30/322-324;  
D8/14; 99/419, 421 A, 421 H, 441; 294/1.1,  
25, 26, 61

(56) **References Cited**

**U.S. PATENT DOCUMENTS**

1,626,333 A	*	4/1927	Fain et al.	99/419
2,187,145 A		1/1940	Brown	
2,189,047 A	*	2/1940	Tolen	99/441
2,651,251 A	*	9/1953	Brown	99/419
3,309,770 A	*	3/1967	McBride, Jr.	30/322
3,794,368 A		2/1974	Majeske	
D253,989 S		1/1980	Rhoades	

4,380,192 A	*	4/1983	Doren	99/441
4,734,984 A		4/1988	Snell et al.	
D296,407 S	*	6/1988	Pettit	D7/684
D361,699 S	*	8/1995	McHugh	D7/683
5,628,244 A	*	5/1997	Holliday	99/421 A
5,813,120 A		9/1998	Stroh	
5,896,668 A		4/1999	Murrell	
6,536,118 B1		3/2003	Campbell	
6,584,692 B1		7/2003	Stills et al.	

\* cited by examiner

*Primary Examiner*—Terry A. Wallace

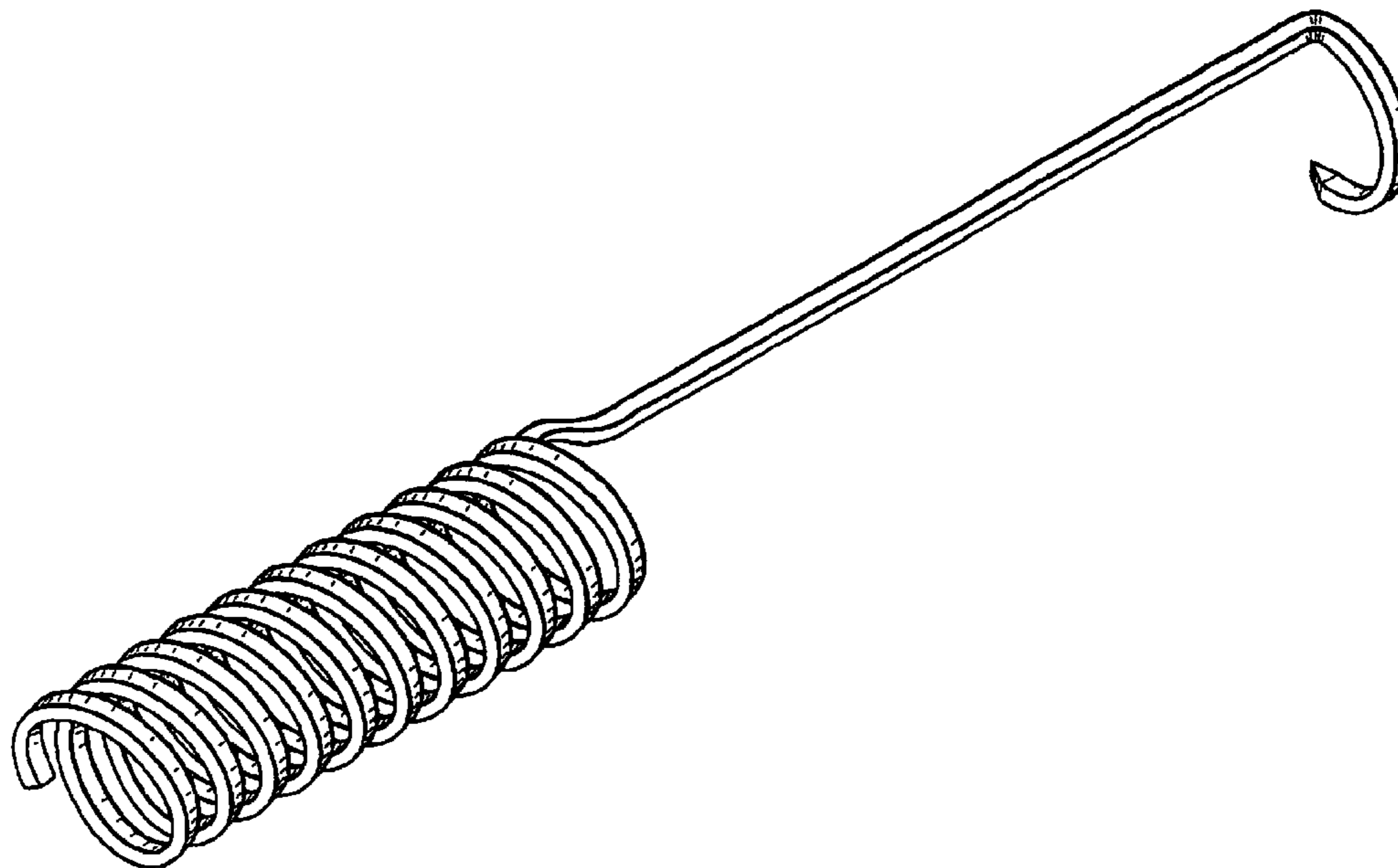
(57) **CLAIM**

The ornamental design for a cooking utensil, as shown and described.

**DESCRIPTION**

FIG. 1 is left side elevational view of a cooking utensil showing my new design;  
FIG. 2 is a right side elevational view thereof;  
FIG. 3 is a top plan view thereof;  
FIG. 4 is a bottom plan view thereof;  
FIG. 5 is a front elevational view thereof;  
FIG. 6 is a rear elevational view thereof; and,  
FIG. 7 is a perspective view thereof.

**1 Claim, 3 Drawing Sheets**






FIG. 1




FIG. 2

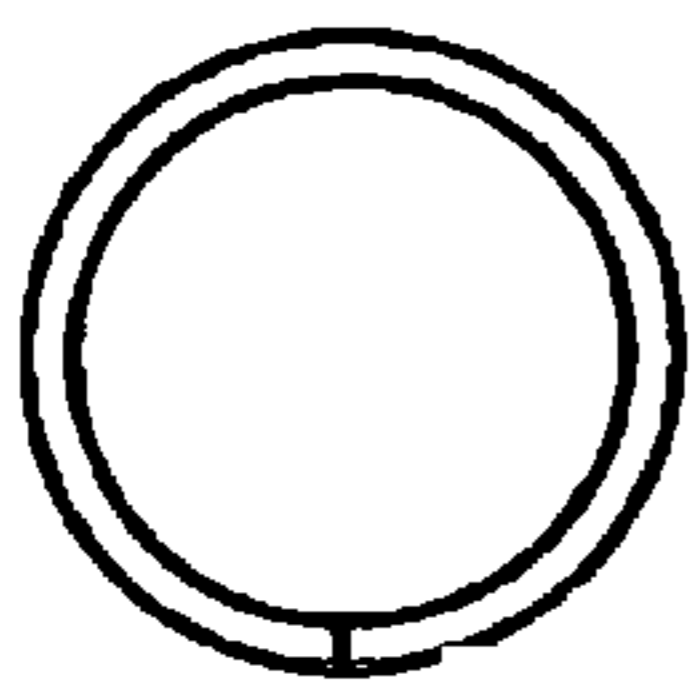


FIG. 3

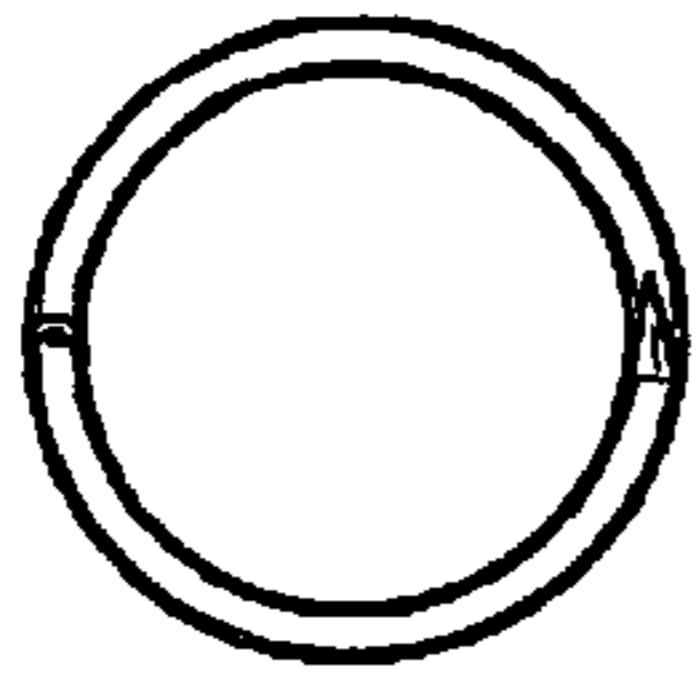


FIG. 4

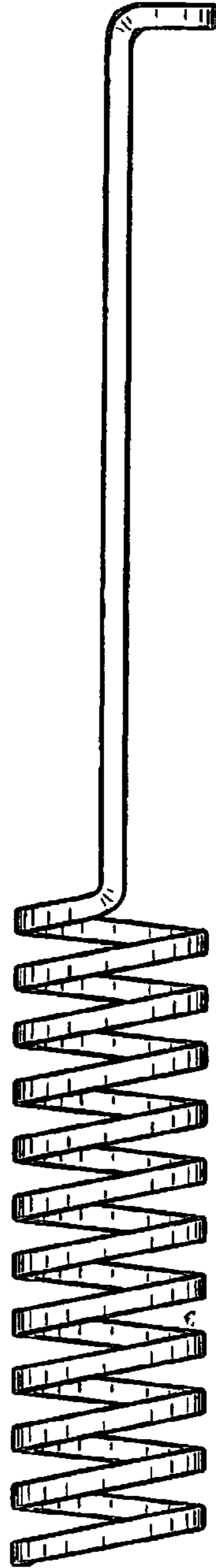


FIG. 5

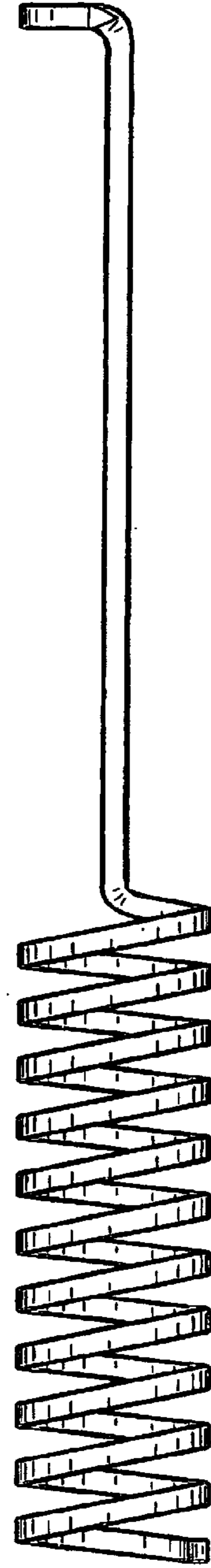


FIG. 6

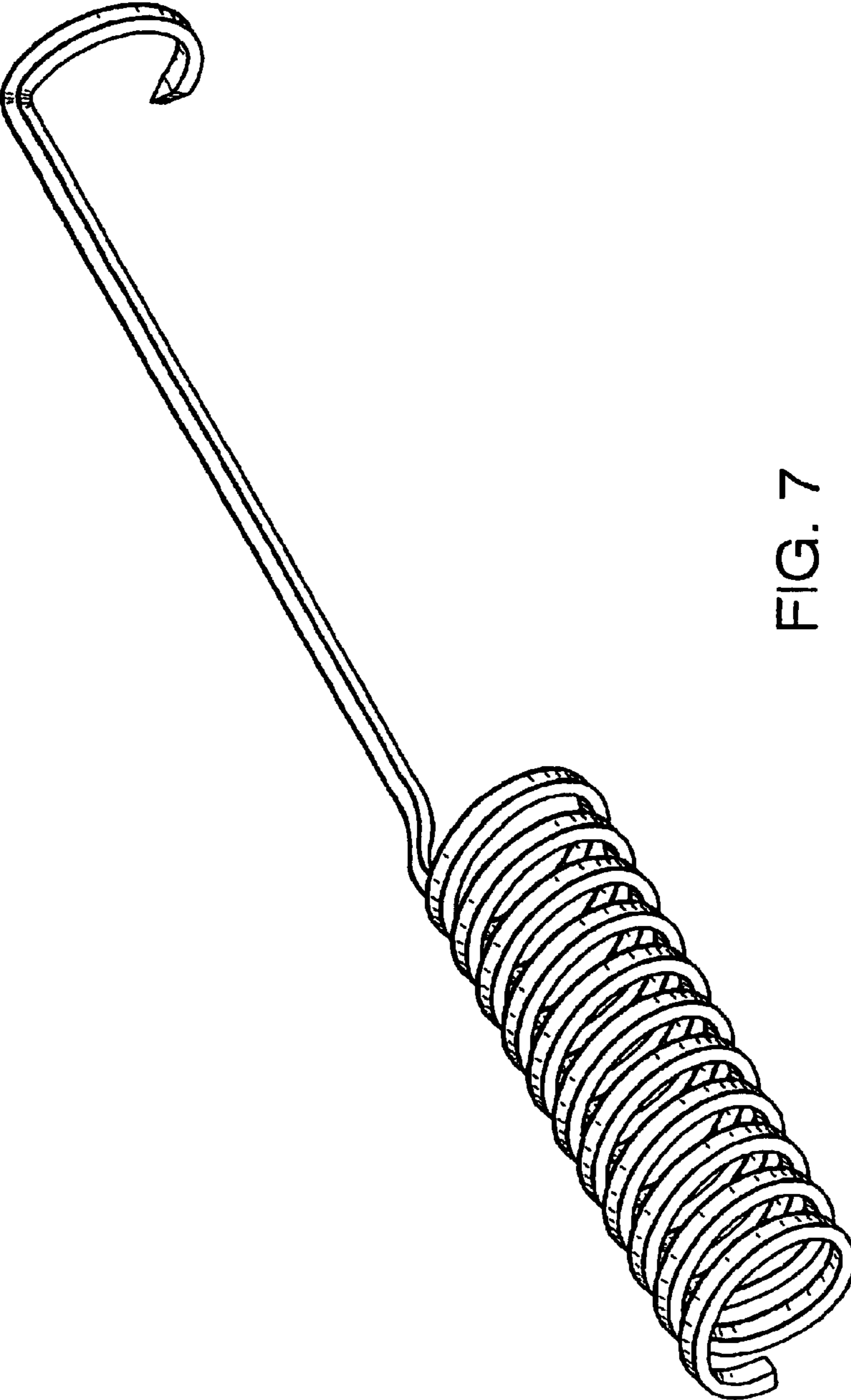


FIG. 7