

US00D506095S

(12) **United States Design Patent**  
**Valdez**

(10) **Patent No.:** **US D506,095 S**  
(45) **Date of Patent:** **\*\* Jun. 14, 2005**

- (54) **POT RACK**
- (75) Inventor: **Sam Valdez**, Monterrey (MX)
- (73) Assignee: **Chevro International, Inc.**, Lenexa, KS (US)
- (\*\*) Term: **14 Years**
- (21) Appl. No.: **29/206,646**
- (22) Filed: **Jun. 2, 2004**
- (51) **LOC (8) Cl.** ..... **06-04**
- (52) **U.S. Cl.** ..... **D6/566**
- (58) **Field of Search** ..... D6/512-514, 566, D6/553, 567; 211/13.1, 70.1, 70.6, 113, 71.01, 86.01, 119, 60.1; 248/200, 302, 309.1, 317, 318, 339, 340, 343

- D408,666 S \* 4/1999 Sorensen et al. .... D6/513
- D412,804 S \* 8/1999 Romeo ..... D6/567
- D441,242 S \* 5/2001 Walters-Dowding et al. D6/566
- D455,922 S \* 4/2002 Rafoth et al. .... D6/513
- D468,942 S \* 1/2003 Rafoth et al. .... D6/513
- D469,286 S \* 1/2003 Rafoth et al. .... D6/513

\* cited by examiner

*Primary Examiner*—Brian N Vinson  
(74) *Attorney, Agent, or Firm*—Chase Law Firm, L.C.

(57) **CLAIM**

The ornamental design for a pot rack, as shown and described.

**DESCRIPTION**

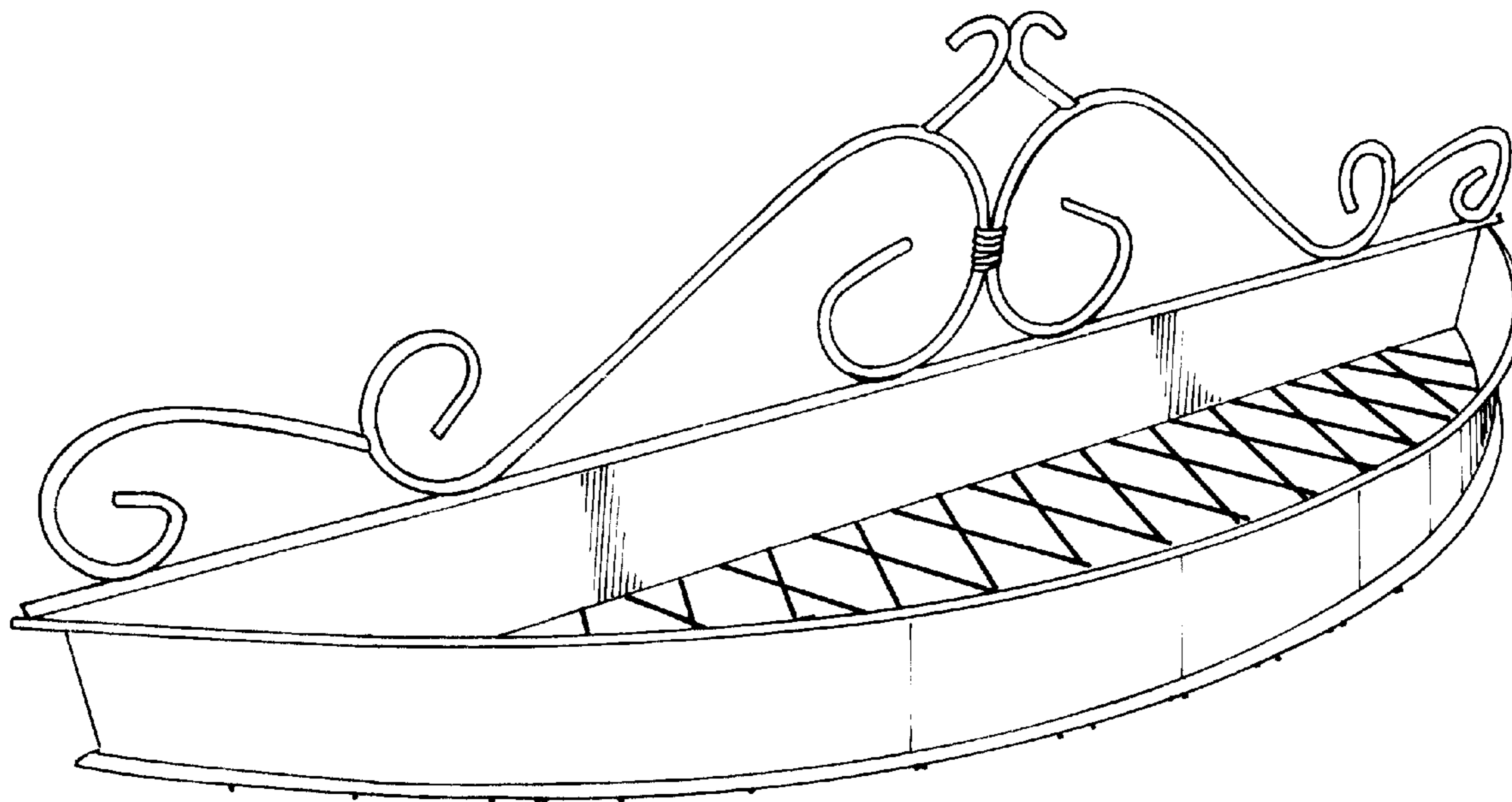
FIG. 1 is a front view showing my design;  
FIG. 2 is a rear view showing my new design;  
FIG. 3 is a bottom view showing my new design, the top view being basically a reverse image thereof;  
FIG. 4 is a left side view showing my new design, the right side view being basically a reverse image thereof; and,  
FIG. 5 is a perspective view showing my new design.


(56) **References Cited**

**U.S. PATENT DOCUMENTS**


- 4,714,166 A \* 12/1987 Hann et al. .... 211/113
- D392,133 S \* 3/1998 Chen ..... D6/513
- D406,972 S \* 3/1999 McCoy ..... D6/513

**1 Claim, 2 Drawing Sheets**

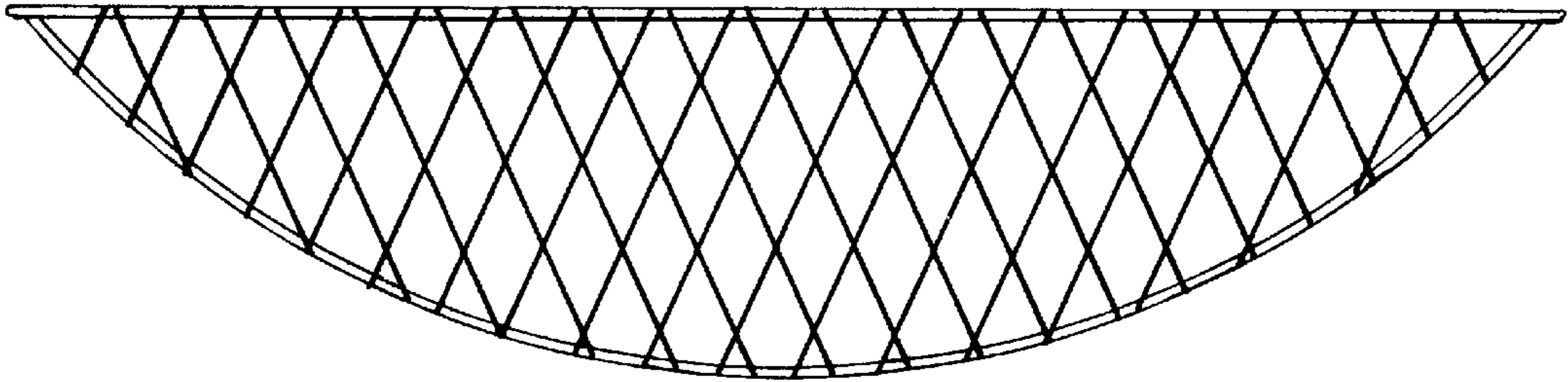





*Fig. 1*



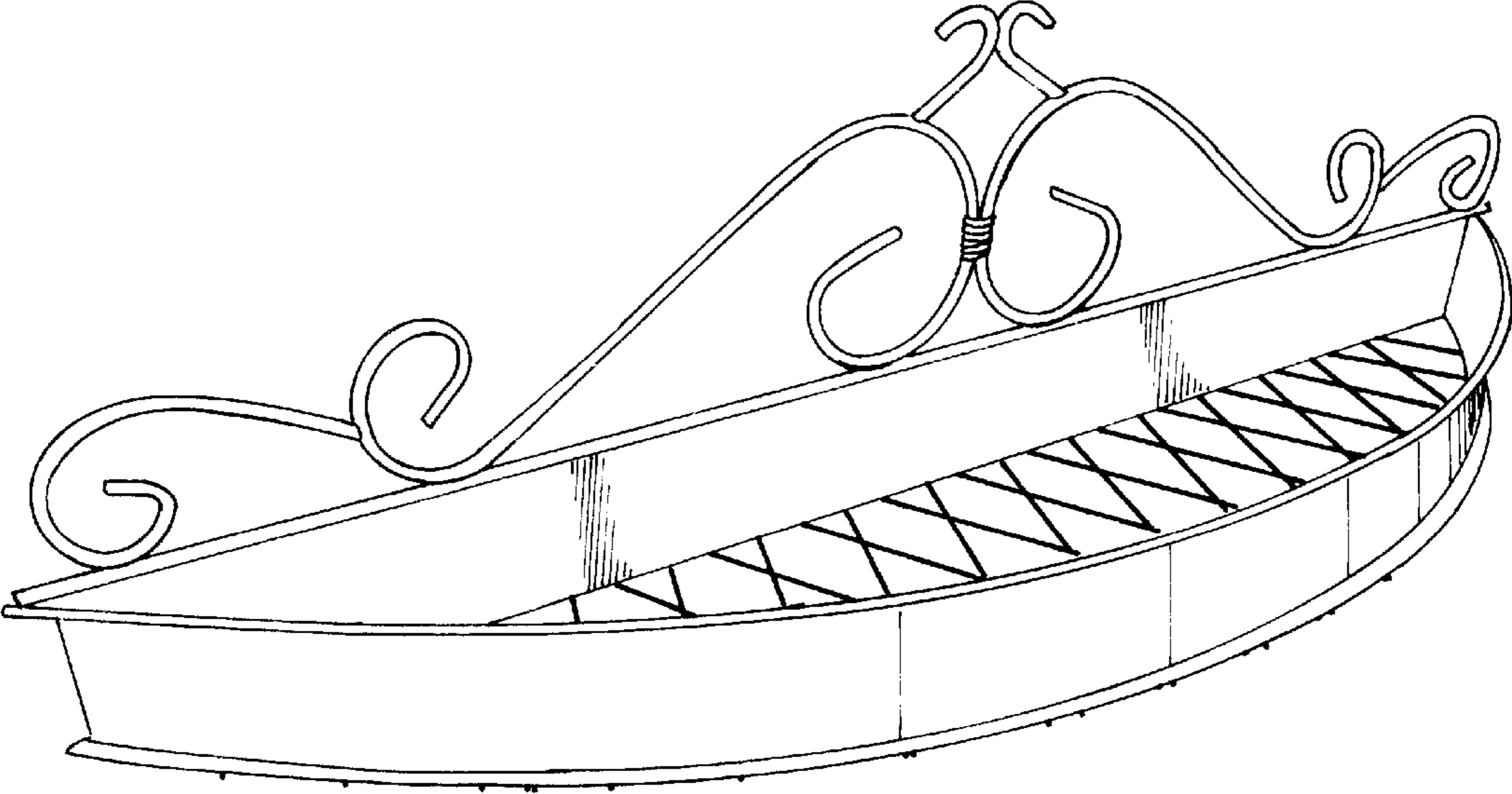
*Fig. 2*



*Fig. 3*



*Fig. 4*



*Fig. 5*