

US00D506089S

(12) **United States Design Patent**
Mohundro

(10) **Patent No.:** **US D506,089 S**
(45) **Date of Patent:** **** Jun. 14, 2005**

(54) **DRESSER**

(75) **Inventor:** **James Glenn Mohundro, Taichung (TW)**

(73) **Assignee:** **Pacific Marketing International (H.K.), Ltd., Taichung (TW)**

(**) **Term:** **14 Years**

(21) **Appl. No.:** **29/207,533**

(22) **Filed:** **Jun. 16, 2004**

(51) **LOC (8) Cl.** **06-04**

(52) **U.S. Cl.** **D6/446**

(58) **Field of Search** D6/436-439, 441, D6/444-448; 312/114, 204, 224, 278-279

(56) **References Cited**

U.S. PATENT DOCUMENTS

D158,431 S	*	5/1950	Bevelacqua	D6/446
D374,784 S	*	10/1996	Brunner et al.	D6/445
D404,223 S	*	1/1999	Bargagli-Stoffi	D6/444
D415,629 S	*	10/1999	Woudstra	D6/445
D430,427 S	*	9/2000	Cain	D6/446
D433,845 S	*	11/2000	Wilson et al.	D6/446
D449,465 S	*	10/2001	Tabbia	D6/446
D469,627 S	*	2/2003	Stanton	D6/411

OTHER PUBLICATIONS

Furniture Today, Wade dresser, p. 134, Apr. 3, 2000.*
Furniture Today, IEM Furniture dresser, p. 174, Apr. 16, 2001.*
Furniture Today, Pennsylvania House dresser, p 154, Oct. 14, 2002.*

* cited by examiner

Primary Examiner—Cathron Brooks

(74) *Attorney, Agent, or Firm*—Rosenberg, Klein & Lee


(57) **CLAIM**

The ornamental design for a dresser, as shown and described.

DESCRIPTION

FIG. 1 is a front-top perspective view of a dresser, showing my new design;
FIG. 2 is a front elevational view thereof;
FIG. 3 is a rear elevational view thereof;
FIG. 4 is a left elevational view thereof; and
FIG. 5 is a right elevational view thereof;
FIG. 6 is a top plan view thereof; and,
FIG. 7 is a bottom plan view thereof.

1 Claim, 5 Drawing Sheets






FIG.1




FIG.2




FIG.3




FIG. 5




FIG. 4




FIG. 6




FIG. 7