

US00D506087S

(12) **United States Design Patent**
Hokanson

(10) **Patent No.:** **US D506,087 S**

(45) **Date of Patent:** **** Jun. 14, 2005**

(54) **FURNITURE UNIT**

(75) **Inventor:** **Gary Hokanson, Martinsville, VA (US)**

(73) **Assignee:** **Stanley Furniture Company, Inc.,
Stanleytown, VA (US)**

(**) **Term:** **14 Years**

(21) **Appl. No.:** **29/186,738**

(22) **Filed:** **Jul. 23, 2003**

(51) **LOC (8) Cl.** **06-04**

(52) **U.S. Cl.** **D6/446**

(58) **Field of Search** D6/436-439, 441,
D6/444-448; 312/114, 204, 224, 278-279

(56) **References Cited**

U.S. PATENT DOCUMENTS

D202,987 S	*	11/1965	Hekler	D6/446
D227,841 S	*	7/1973	Adkinson	D6/446
D231,815 S	*	6/1974	Levine	D6/446
D234,177 S	*	1/1975	Keller	D6/446
D252,603 S	*	8/1979	Adkinson	D6/446
D258,333 S	*	2/1981	Brown	D6/434
D320,318 S	*	10/1991	Pauer et al.	D6/446

D400,733 S	*	11/1998	O'Hare	D6/445
D439,767 S	*	4/2001	McDaniel et al.	D6/446
D451,303 S	*	12/2001	Lee	D6/446
D459,112 S	*	6/2002	Keller	D6/446
D479,413 S	*	9/2003	McDaniel et al.	D6/446

* cited by examiner

Primary Examiner—Cathron Brooks

(74) *Attorney, Agent, or Firm*—McGuireWoods LLP


(57) **CLAIM**

I claim the ornamental design for a furniture unit, as shown and described.

DESCRIPTION

FIG. 1 is a perspective view of a furniture unit;
FIG. 2 is a front elevational view of the furniture unit;
FIG. 3 is a rear elevational view of the furniture unit;
FIG. 4 is a top elevational view of the furniture unit;
FIG. 5 is a bottom elevational view of the furniture unit;
FIG. 6 is a side elevational view of the furniture unit; and,
FIG. 7 is a side elevational view of the furniture unit.
The broken line showing is for illustrative purposes only and forms no part of the claimed design.

1 Claim, 6 Drawing Sheets






FIG. 1

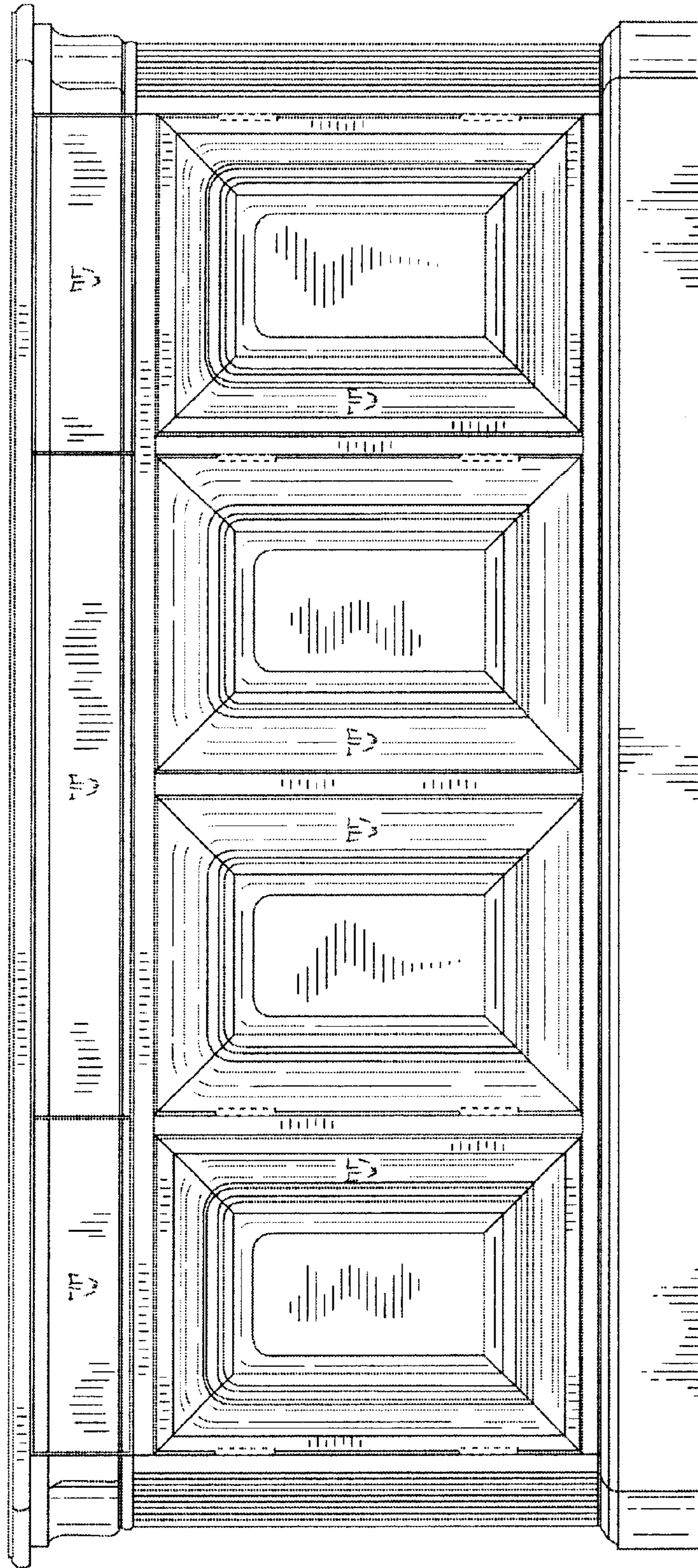


FIG. 2

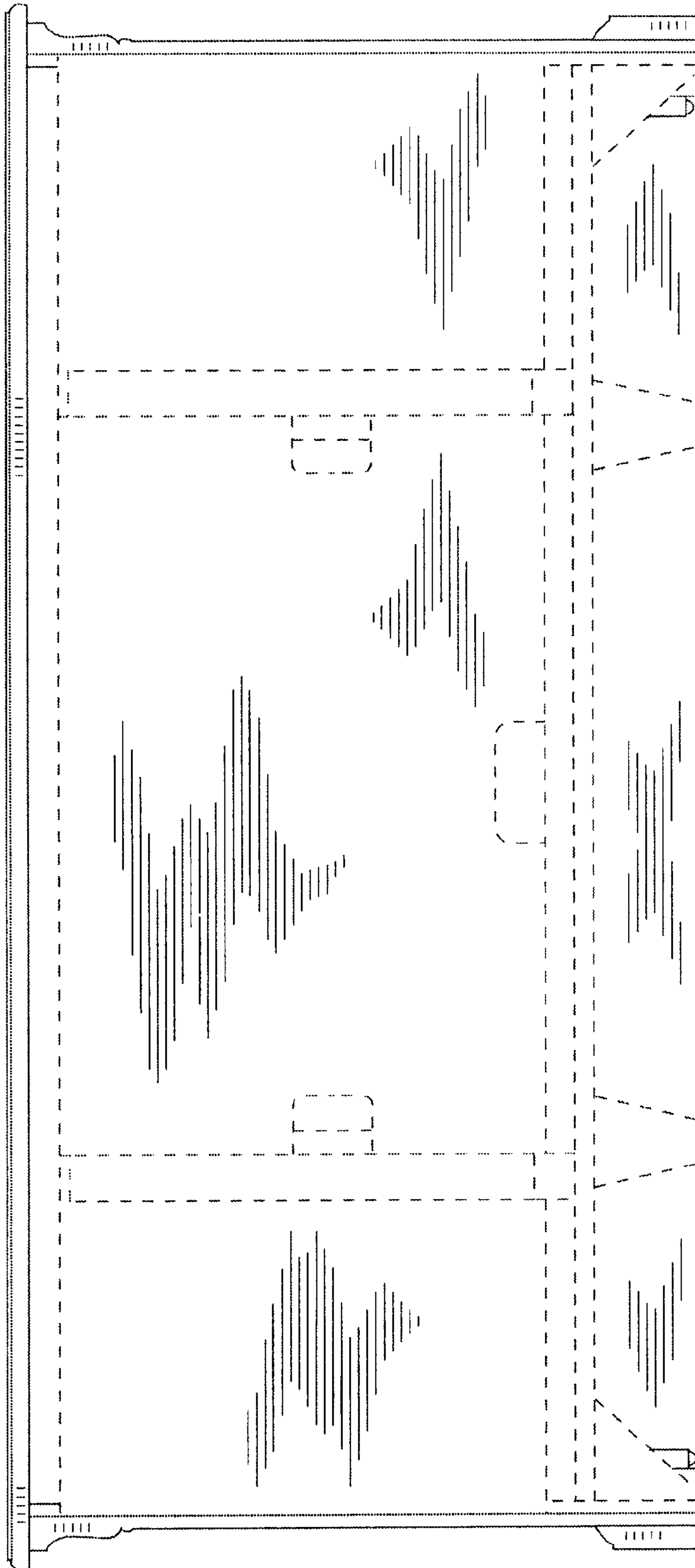


FIG. 3

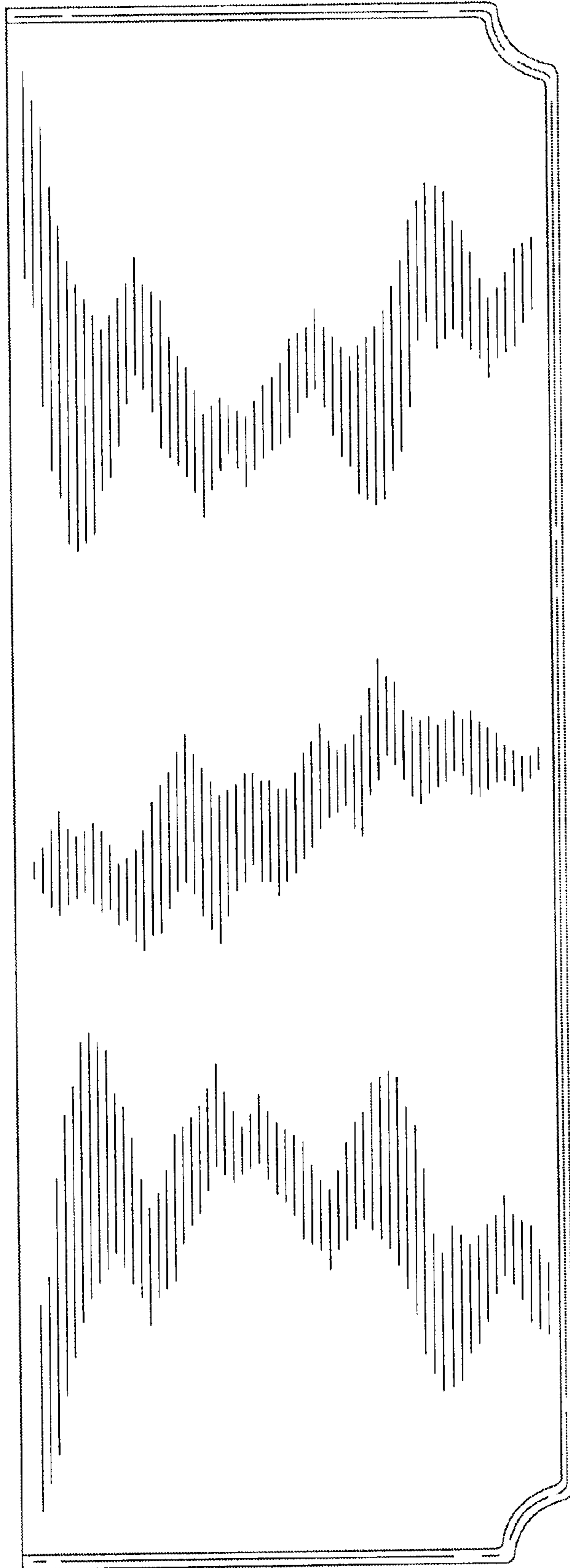


FIG. 4

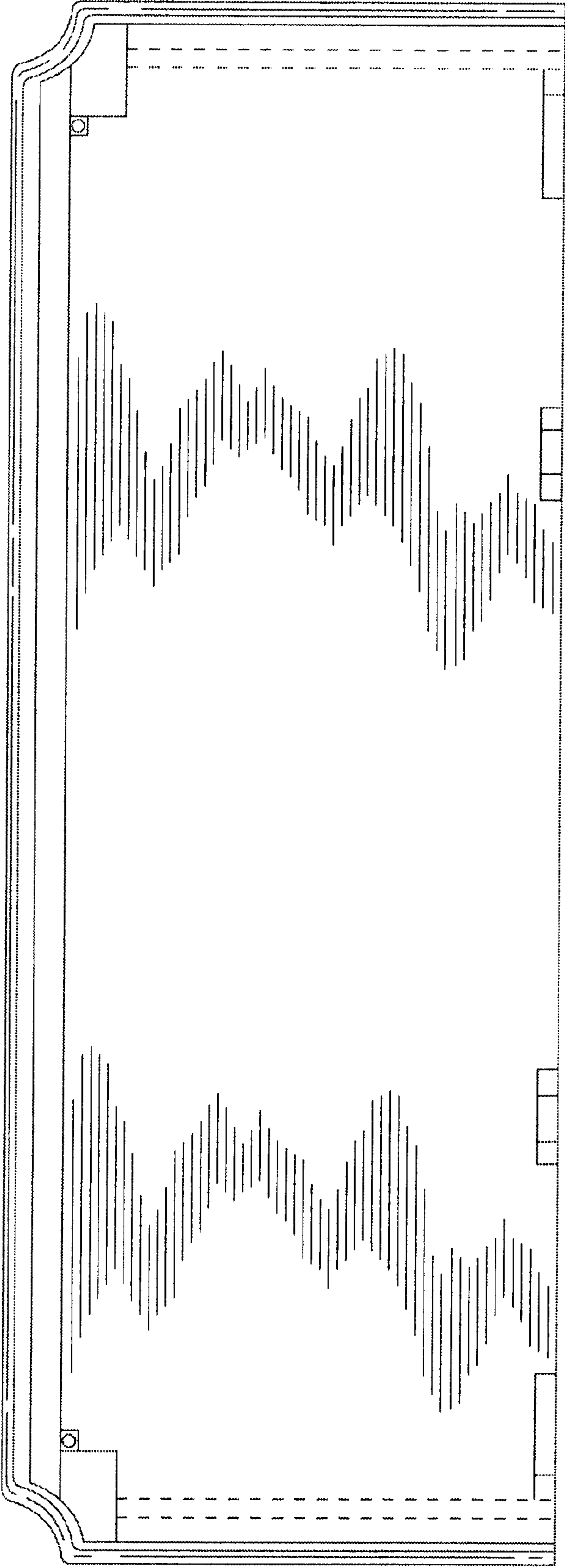


FIG. 5




FIG. 6

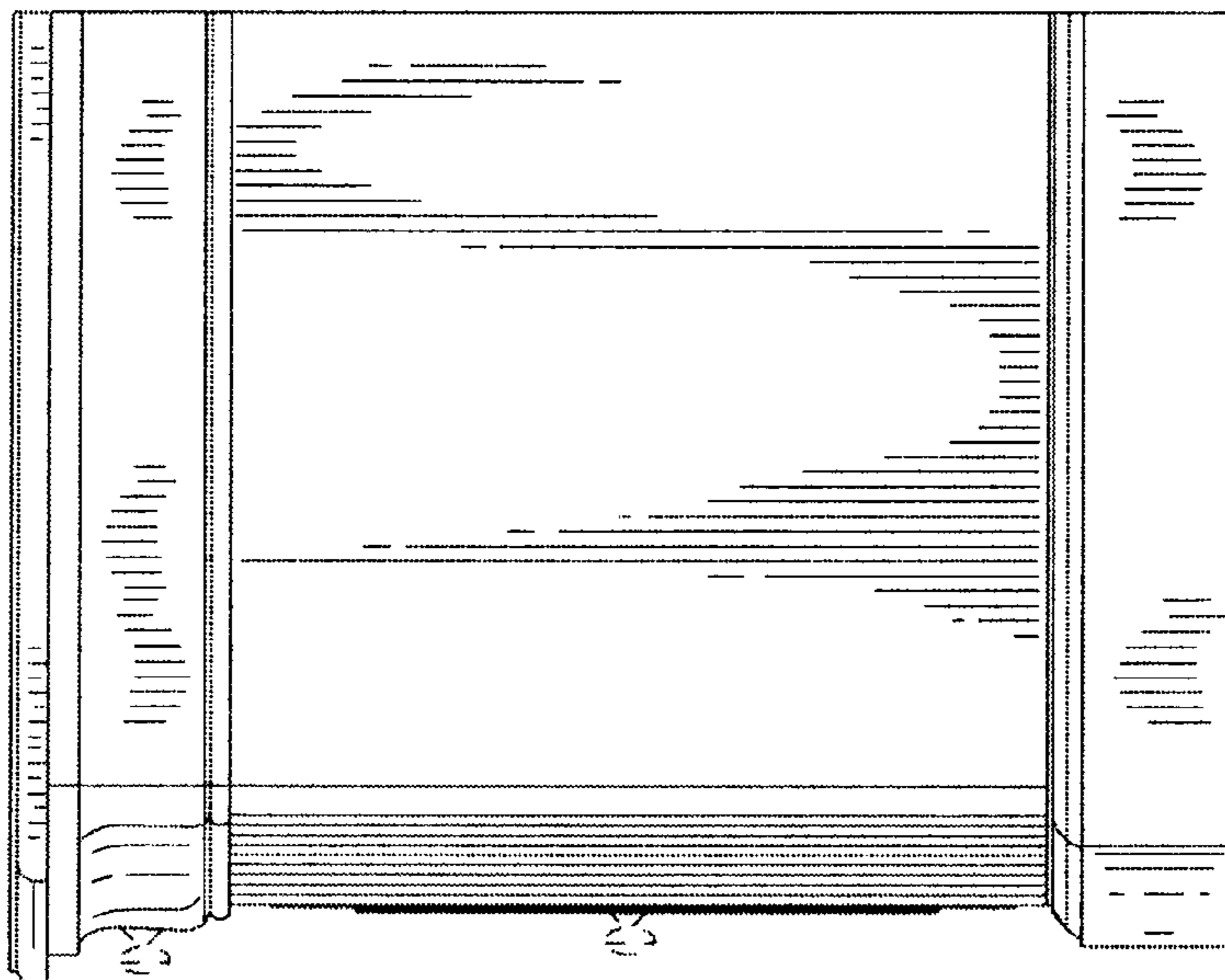


FIG. 7