

US00D506072S

(12) **United States Design Patent** (10) **Patent No.:** **US D506,072 S**
Delaney (45) **Date of Patent:** **** Jun. 14, 2005**

- (54) **NONWOVEN FABRIC**
- (75) Inventor: **Andrew Delaney**, East Windsor, NJ
(US)
- (73) Assignee: **Polymer Group, Inc.**, North
Charleston, SC (US)
- (**) Term: **14 Years**
- (21) Appl. No.: **29/211,115**
- (22) Filed: **Aug. 11, 2004**
- (51) **LOC (8) Cl.** **05-06**
- (52) **U.S. Cl.** **D5/53; D5/59; D5/60**
- (58) **Field of Search** D5/1-3, 5, 7-8,
D5/11, 13-16, 19-20, 23-28, 30, 32, 35-37,
39, 43, 45, 47, 49-50, 52-66, 99; D2/479,
994; D6/582-583, 595-596, 598, 608, 603-606,
613, 616, 617, 619, 622; 428/17-18, 151,
154, 156, 171, 187, 198, 199, 540, 542.2,
542.6, 919, 904.4; D24/124, 128; D25/142,
152; D21/605; 5/413 AM, 709; 162/134,
140, 231; 156/148, 209; D7/396.4-396.5

- D465,337 S 11/2002 Curtis et al.
D465,658 S 11/2002 Carlson
D466,702 S 12/2002 Carlson et al.
D481,872 S 11/2003 Hennel et al.
D486,308 S 2/2004 Delaney et al.
D488,304 S 4/2004 Delaney et al.
D488,305 S 4/2004 Delaney et al.
D488,306 S 4/2004 Delaney
D488,307 S 4/2004 Delaney
D490,987 S 6/2004 Delaney
D490,988 S 6/2004 Delaney et al.
D495,150 S 8/2004 Hennel et al.
D495,888 S 9/2004 Hennel et al.
D496,795 S 10/2004 Hennel et al.
D496,796 S 10/2004 Hennel et al.
D497,260 S 10/2004 Hennel et al.
D497,484 S 10/2004 Delaney
D497,724 S 11/2004 Delaney

* cited by examiner

Primary Examiner—Gary D. Watson
Assistant Examiner—T. Chase Nelson
(74) *Attorney, Agent, or Firm*—Wood, Phillips, Katz, Clark
& Mortimer

(57) **CLAIM**

The ornamental design for a nonwoven fabric, as shown and described.

(56) **References Cited**

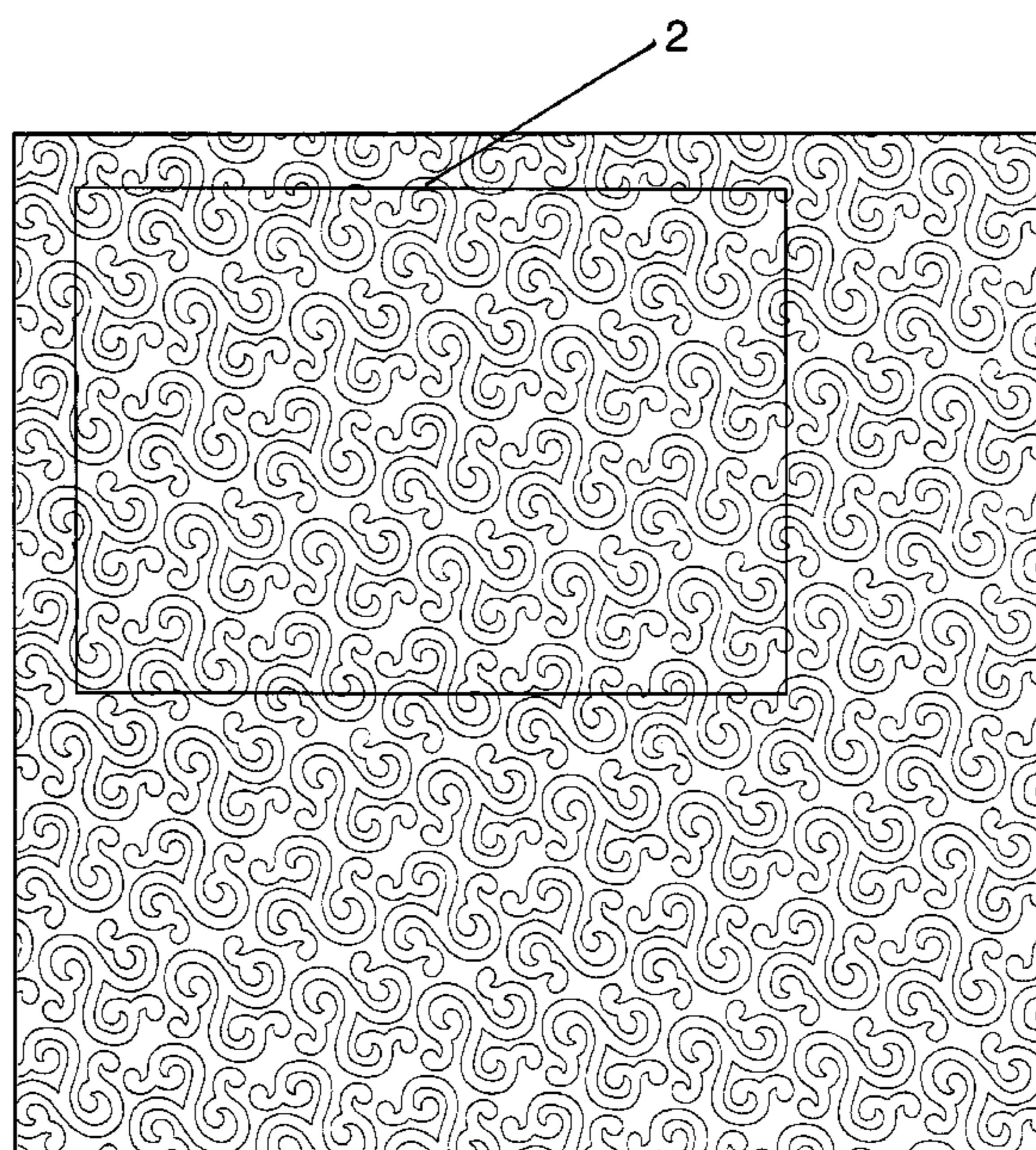
U.S. PATENT DOCUMENTS

- D71,484 S * 11/1926 Swanfeldt D5/59
D107,204 S * 11/1937 Tillman D5/55
D118,414 S * 1/1940 Huizeng D5/7
D122,034 S * 8/1940 Shipston D5/62
D143,723 S * 2/1946 Frischer D5/53
D184,205 S * 1/1959 Amberson D5/53
D195,502 S * 6/1963 Zola D5/61
5,578,362 A * 11/1996 Reinhardt et al. 428/156
D464,806 S 10/2002 Carter
D464,807 S 10/2002 Carter
D465,092 S 11/2002 Carlson

DESCRIPTION

FIG. 1 is a top, plan view of a portion of a nonwoven fabric showing my new design; and,
FIG. 2 is a slightly enlarged perspective view, as seen from a top, side vantage, of a portion of the nonwoven fabric within the broken line area, 2, in FIG. 1, it being understood that the broken lines in that view form no part of the claimed design.

1 Claim, 2 Drawing Sheets



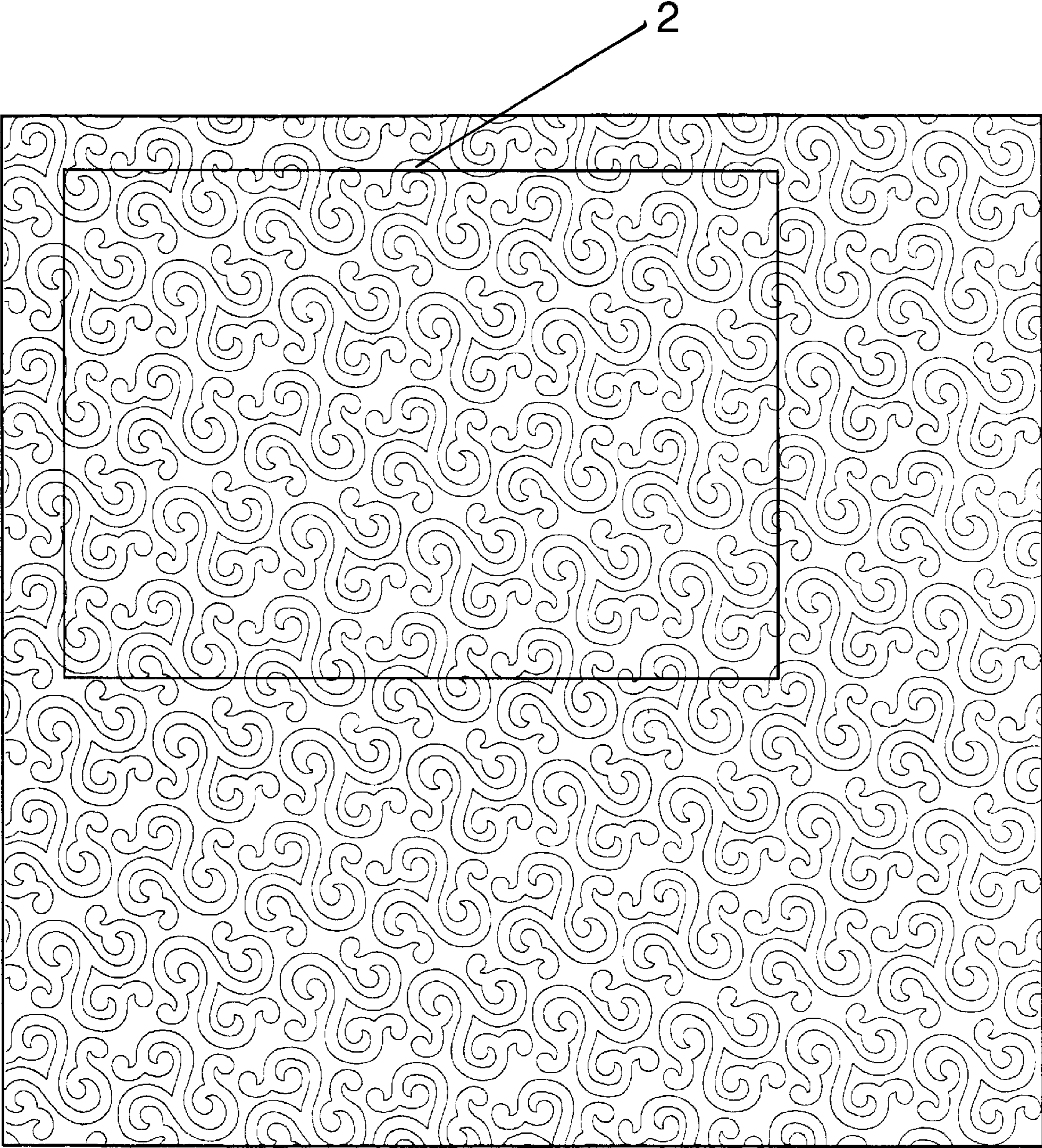


Fig. 1




Fig. 2