

US00D506068S

(12) **United States Design Patent**
Senyuva

(10) **Patent No.:** **US D506,068 S**
(45) **Date of Patent:** **** Jun. 14, 2005**

(54) **TOOTHBRUSH**

DE 29914169 U1 * 6/2000 A46B/05/00
EP 728428 A1 * 8/1996 A46B/11/00

(75) Inventor: **Hasan Zühtü Senyuva, Istanbul (TR)**

* cited by examiner

(73) Assignee: **Banat Firca Ve Plastik Sanayi Anonim Sirketi, Istanbul (TR)**

Primary Examiner—Alan P. Douglas
Assistant Examiner—Lavone D. Tabor

(**) Term: **14 Years**

(74) *Attorney, Agent, or Firm*—Harrison & Egbert

(21) Appl. No.: **29/179,646**

(57) **CLAIM**

(22) Filed: **Apr. 14, 2003**

I claim the ornamental design for toothbrush, as shown and described.

(30) **Foreign Application Priority Data**

DESCRIPTION

Mar. 10, 2003 (TR) 24123

(51) **LOC (8) Cl.** **04-02**

(52) **U.S. Cl.** **D4/108; D4/121**

(58) **Field of Search** D4/104–112, 121,
D4/132, 134, 138; 15/143.1, 159.1, 167.1,
167.2, 184, 185; 132/308, 311

FIG. 1 is a side view of the toothbrush showing my design.
FIG. 2 is a front view thereof;
FIG. 3 is a back view thereof;
FIG. 4 is a side view thereof, showing the folded position;
FIG. 5 is a top plan view thereof, showing the folded position
FIG. 6 is an isolated front view of a top portion thereof;
FIG. 7 is an isolated side view of a top portion thereof;
FIG. 8 is an isolated back view of a top portion thereof; and,
FIG. 9 is an isolated back view of a bottom portion thereof.
The bristles are omitted in FIGS. 2 and 6 for clarity of illustration. The head and neck portion of the toothbrush in FIGS. 6–8 and the grip portion of the toothbrush in FIG. 9 are shown separately for clarity of illustration only.

(56) **References Cited**

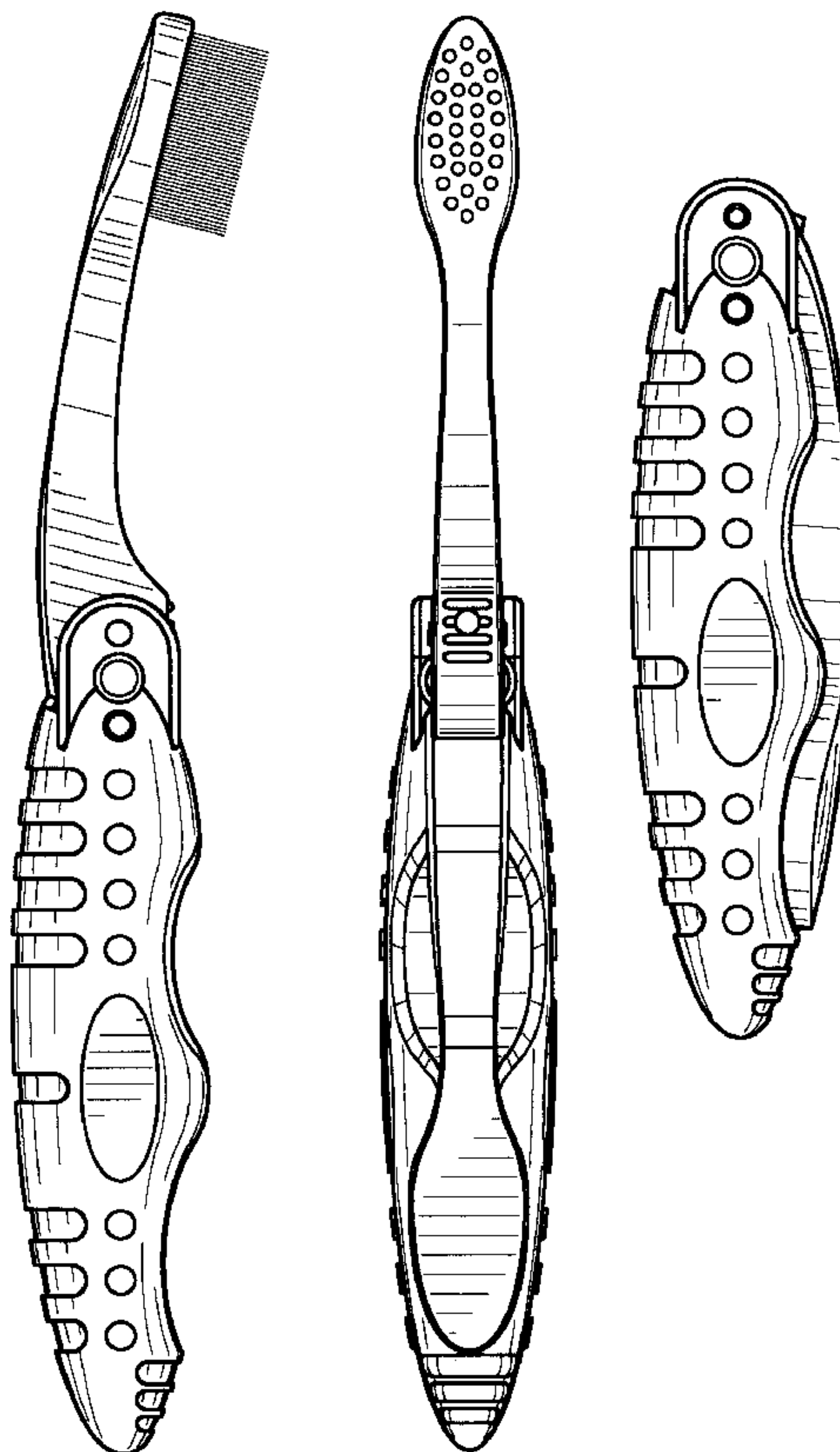
U.S. PATENT DOCUMENTS

D300,690 S * 4/1989 Ambasz D4/108
4,924,547 A * 5/1990 Wachtel et al. 15/185
D412,064 S * 7/1999 Achepohl et al. D4/104
D429,888 S * 8/2000 Coopersmith et al. D4/108

FOREIGN PATENT DOCUMENTS

DE 4435418 A1 * 4/1996 A46B/17/04

1 Claim, 3 Drawing Sheets



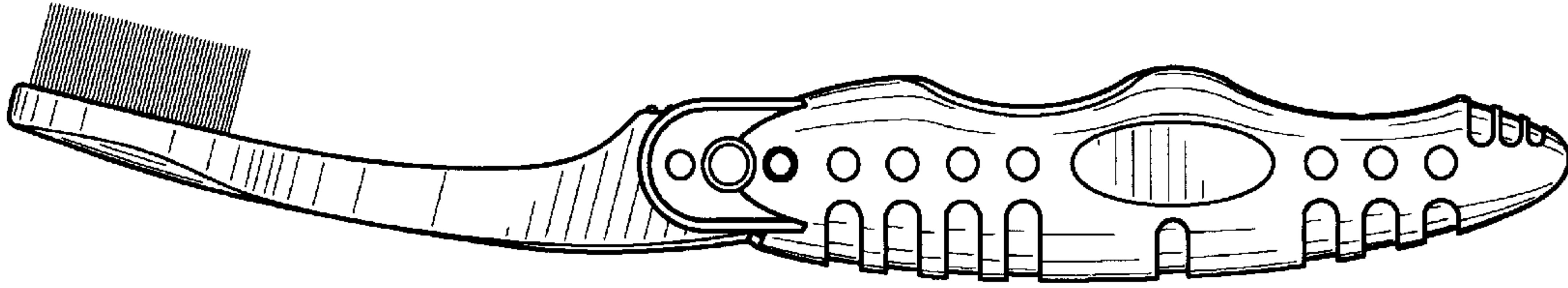


FIG. 1

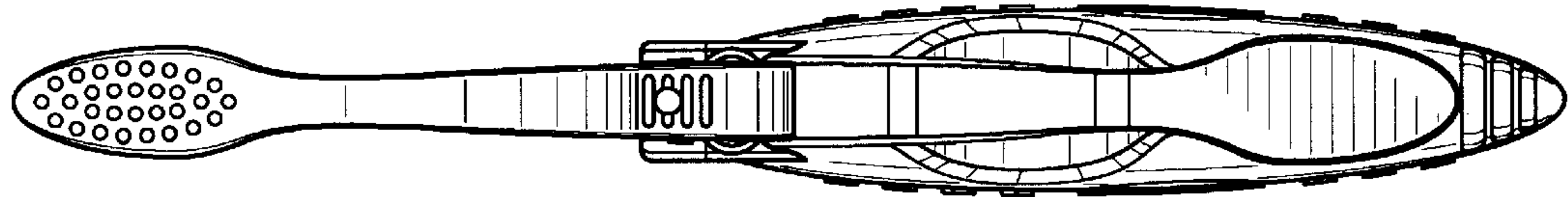


FIG. 2

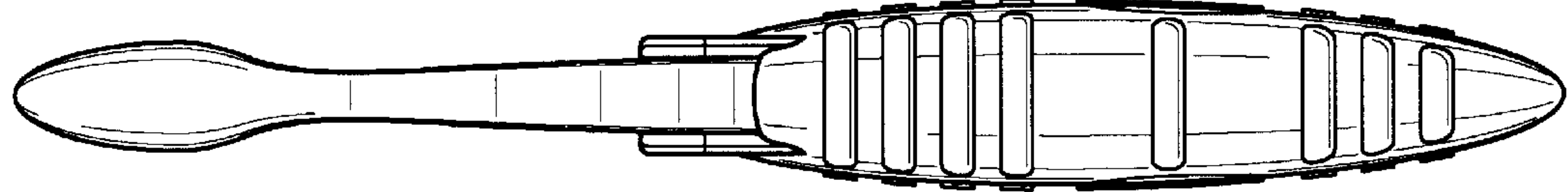


FIG. 3

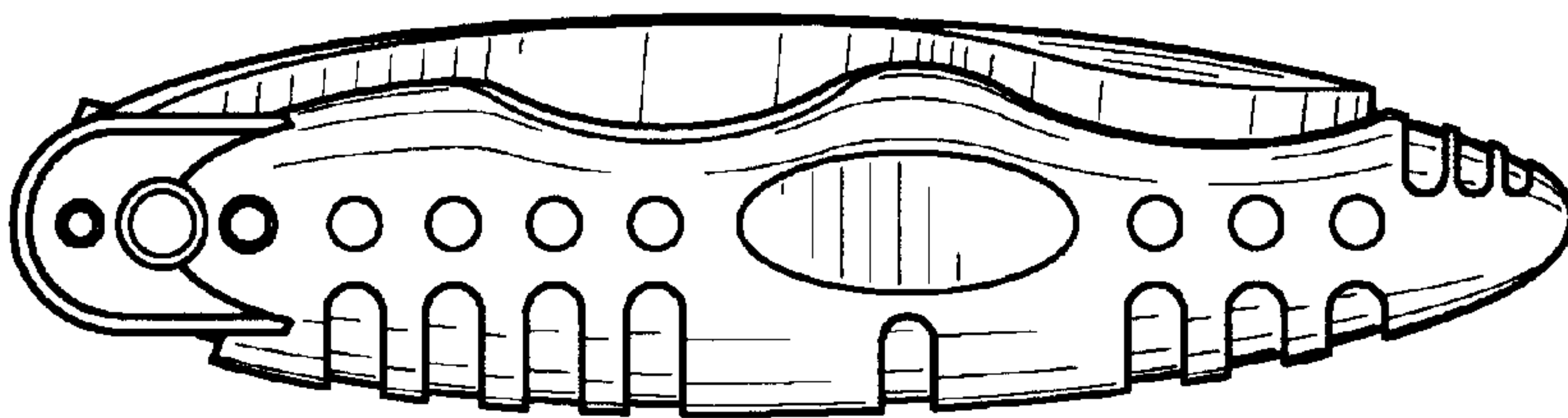


FIG. 4

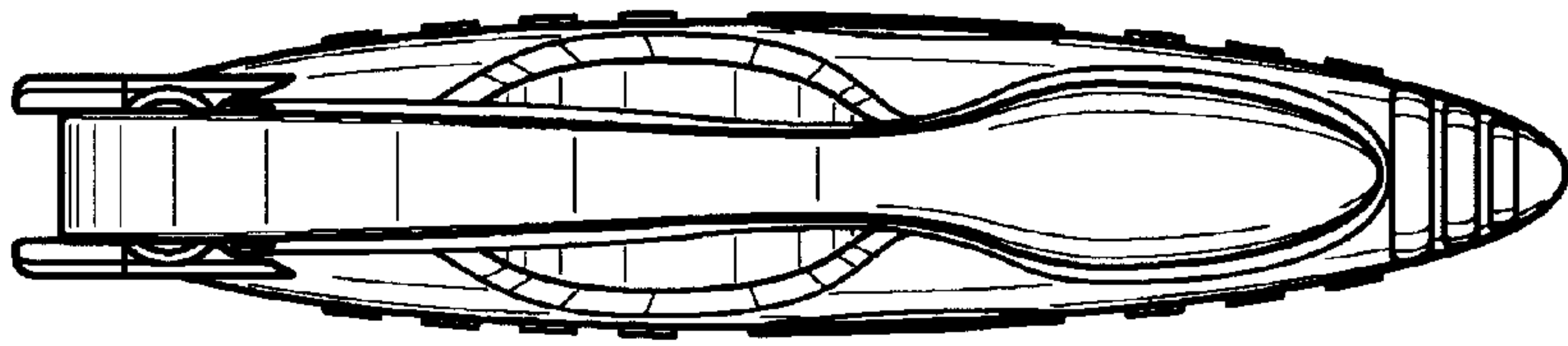


FIG. 5

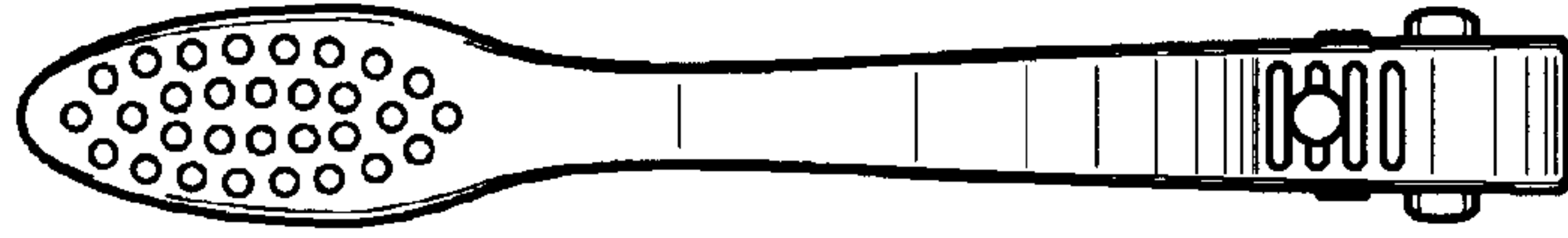


FIG. 6

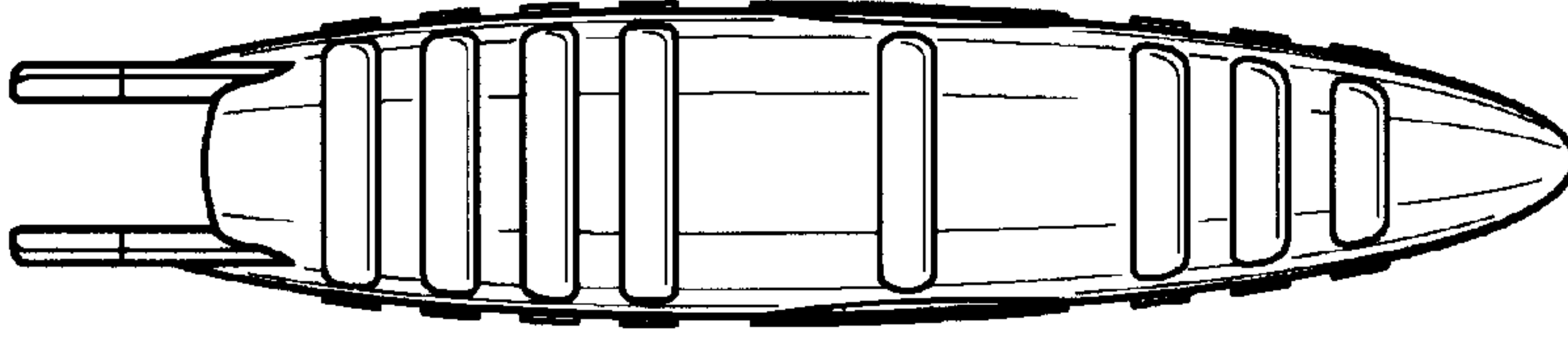


FIG. 9

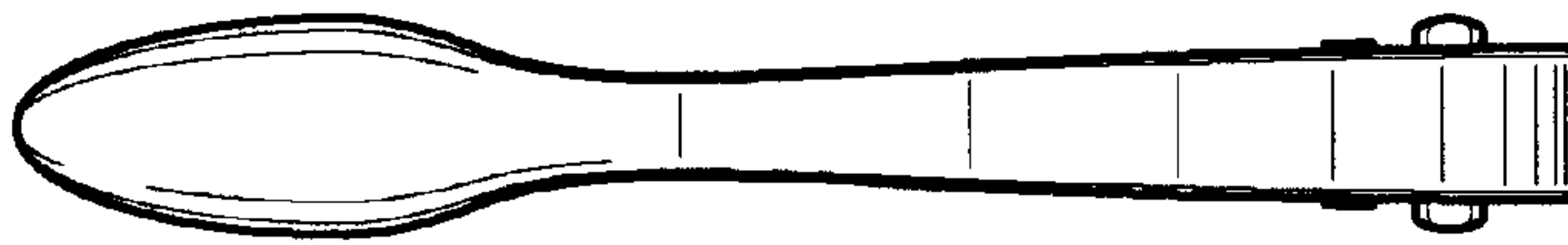


FIG. 8

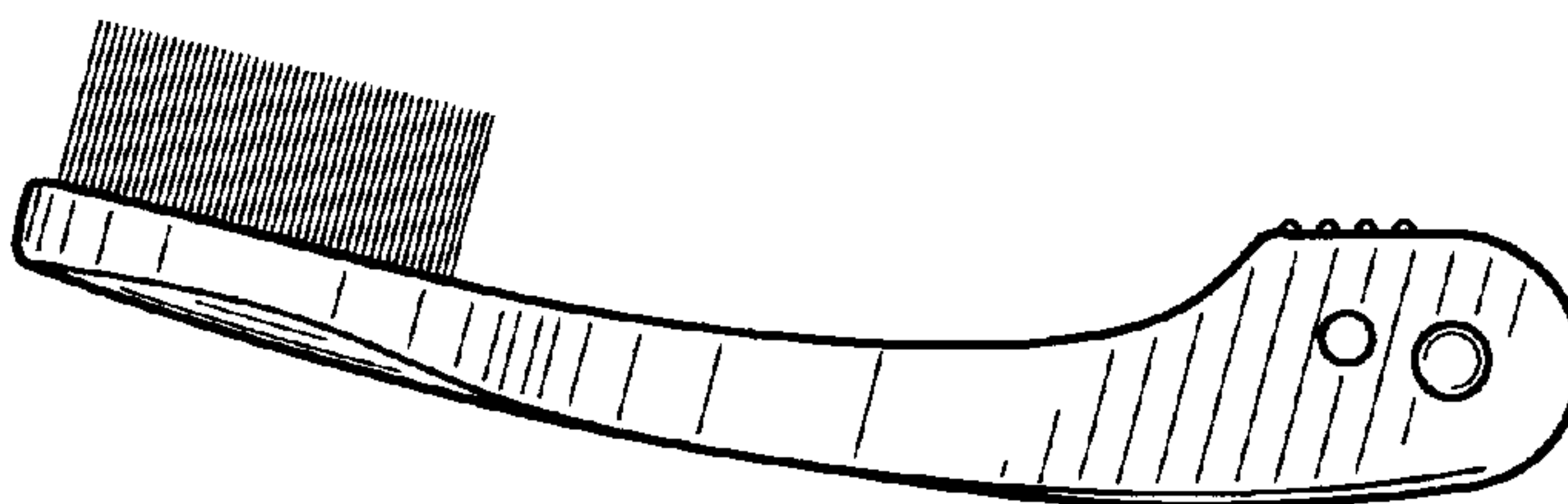


FIG. 7