

US00D506041S

(12) **United States Design Patent**  
**Schröter**

(10) **Patent No.: US D506,041 S**  
(45) **Date of Patent: \*\* Jun. 7, 2005**

(54) **VACUUM CLEANER**  
(75) **Inventor: Jörg Schröter, Gröbenzell (DE)**  
(73) **Assignee: BSH Bosch und Siemens Hausgeräte GbmH, Munich (DE)**  
(\*\*) **Term: 14 Years**

D446,363 S \* 8/2001 Sato et al. .... D32/21  
D459,040 S \* 6/2002 Oh ..... D32/21  
D485,653 S \* 1/2004 Warburton ..... D32/21  
D490,580 S \* 5/2004 Choi ..... D32/21  
D493,585 S \* 7/2004 Choi ..... D32/21  
D493,586 S \* 7/2004 Choi ..... D32/21  
D495,455 S \* 8/2004 Brown et al. .... D32/21

\* cited by examiner

(21) **Appl. No.: 29/193,228**  
(22) **Filed: Nov. 5, 2003**

*Primary Examiner*—Ruth McInroy  
(74) *Attorney, Agent, or Firm*—John T. Winburn; Russell W. Warnock; Craig J. Loest

(30) **Foreign Application Priority Data**

May 5, 2003 (EP) ..... 000049481

(57) **CLAIM**

The ornamental design for a vacuum cleaner, as shown and described.

(51) **LOC (8) Cl. .... 15-05**  
(52) **U.S. Cl. .... D32/21**  
(58) **Field of Search .... D32/21, 23-24, D32/31-33; 15/320-322, 327.1-327.2, 327.4, 327.6, 327.7, 347, 353, 412, 414; 55/DIG. 3, 345**

**DESCRIPTION**




FIG. 1 is a front, top and right side perspective view of a vacuum cleaner showing my new design;  
FIG. 2 is a right side view thereof;  
FIG. 3 is a left side view thereof;  
FIG. 4 is a top side view thereof;  
FIG. 5 is a front side view thereof;  
FIG. 6 is a rear side view thereof; and,  
FIG. 7 is a bottom side view thereof.

(56) **References Cited**

**U.S. PATENT DOCUMENTS**

D394,528 S \* 5/1998 Pochopien et al. .... D32/21  
D417,046 S \* 11/1999 Tsuruha et al. .... D32/21  
D417,323 S \* 11/1999 Fujita et al. .... D32/21

**1 Claim, 7 Drawing Sheets**



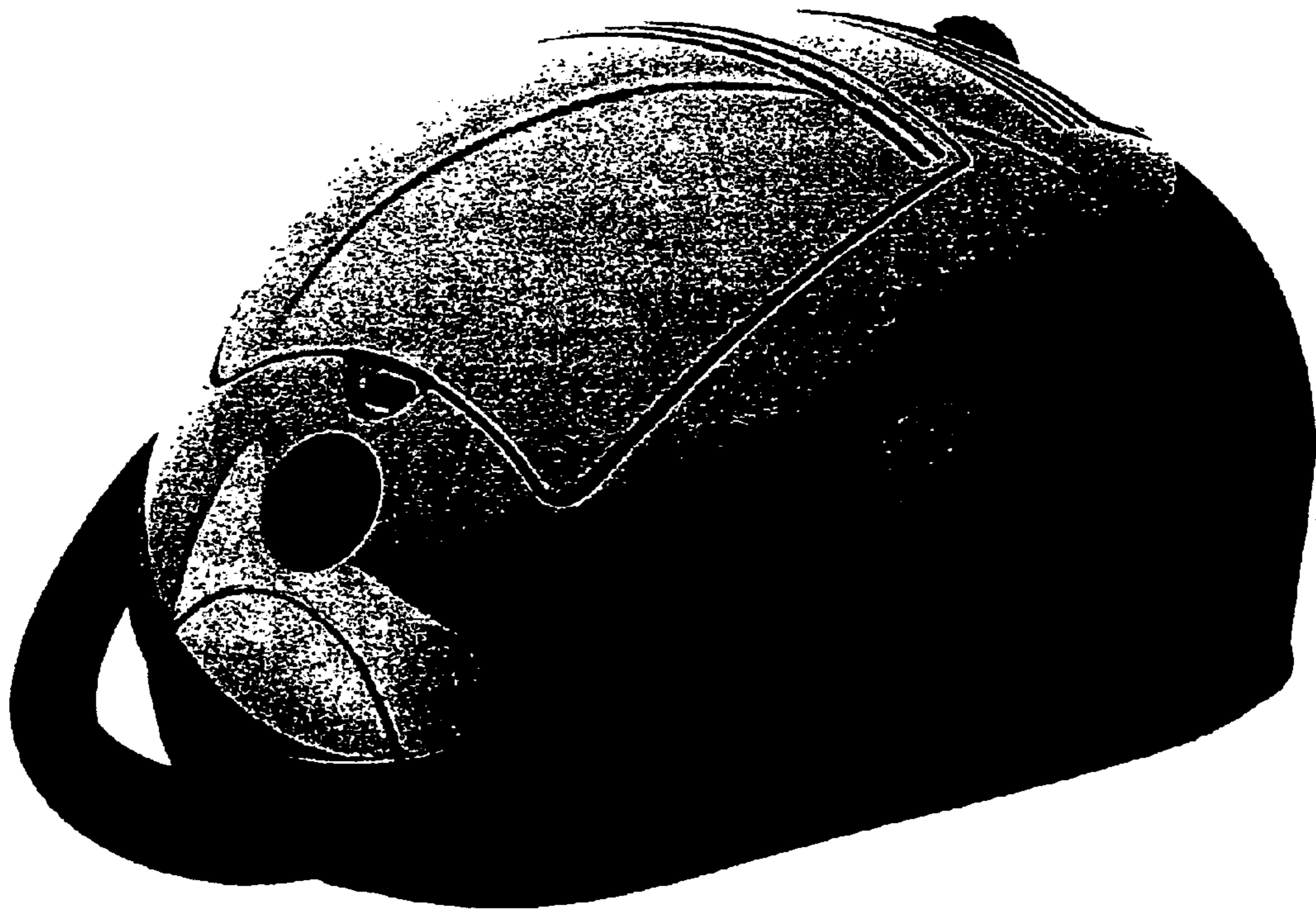


FIG. 1




FIG. 2




FIG. 3




FIG. 4






FIG.5




FIG. 6




FIG. 7