

US00D506036S

(12) **United States Design Patent**
Mitchell et al.

(10) **Patent No.: US D506,036 S**
(45) **Date of Patent: ** Jun. 7, 2005**

(54) **ELECTRIC SHAVER**

D437,309 S * 2/2001 Brennan D21/548
D438,529 S * 3/2001 Brennan D21/548

(76) Inventors: **Marty Mitchell**, 1801 Woods Ferry Rd., Lebanon, TN (US) 37087; **Michael Steed**, 3819 E. 22nd St., Tulsa, OK (US) 74114

* cited by examiner

Primary Examiner—Jennifer Rivard
(74) *Attorney, Agent, or Firm*—Sturm & Fix LLP

(**) Term: **14 Years**

(57) **CLAIM**

(21) Appl. No.: **29/203,618**

The ornamental design for an electric shaver, as shown and described.

(22) Filed: **Apr. 16, 2004**

DESCRIPTION

(51) **LOC (8) Cl.** **28-03**
(52) **U.S. Cl.** **D28/49; D21/549**
(58) **Field of Search** D28/44, 44.1, D28/49-54; 30/32, 34.05, 34.1, 41, 41.5-41.6, 41.9, 43-43.92, 42, 44-46; D21/548, 549, 550


FIG. 1 is a perspective view showing the decorative design of my electric shaver;
FIG. 2 is a top plan view thereof;
FIG. 3 is a front plan view thereof;
FIG. 4 is a rear plan view thereof;
FIG. 5 is a left side elevation view thereof;
FIG. 6 is a right side elevation view thereof; and,
FIG. 7 is a bottom plan view thereof.

(56) **References Cited**

U.S. PATENT DOCUMENTS

D415,800 S * 10/1999 Norton D21/549

1 Claim, 2 Drawing Sheets






Fig. 1

Fig. 2

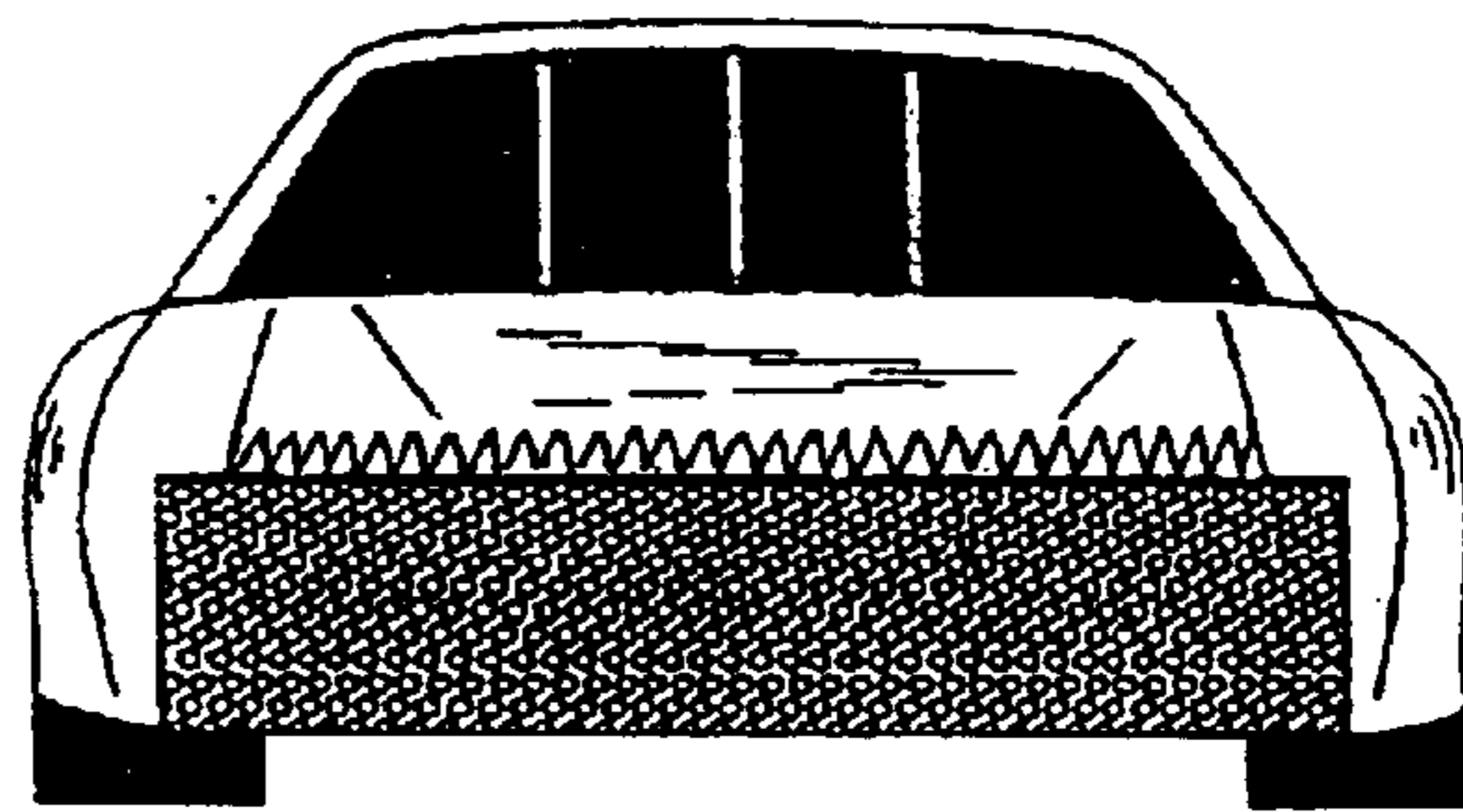



Fig. 3




Fig. 4

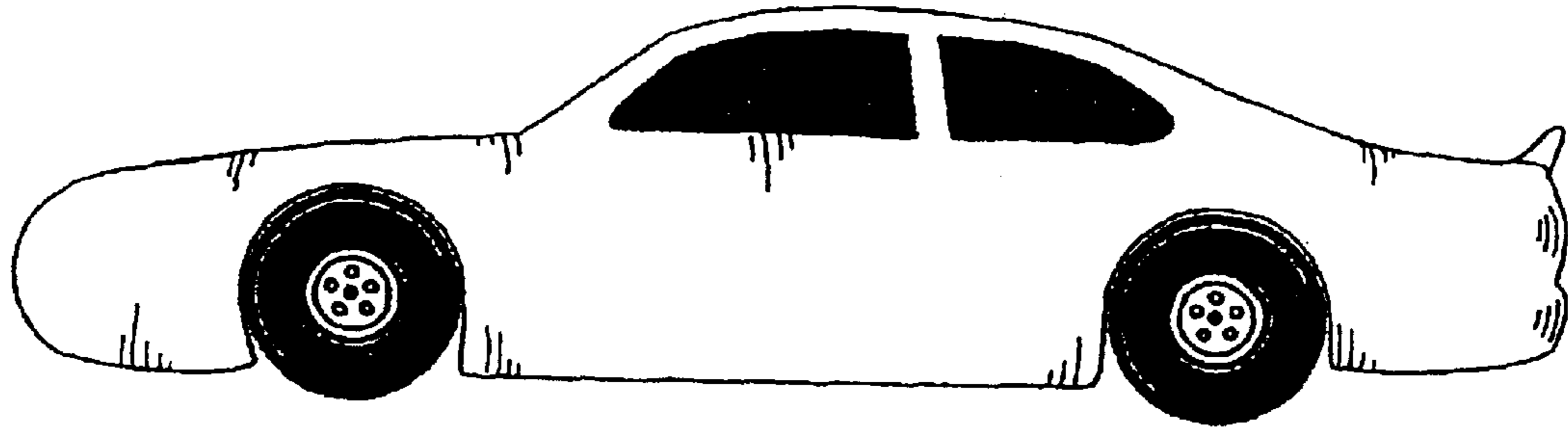


Fig. 5

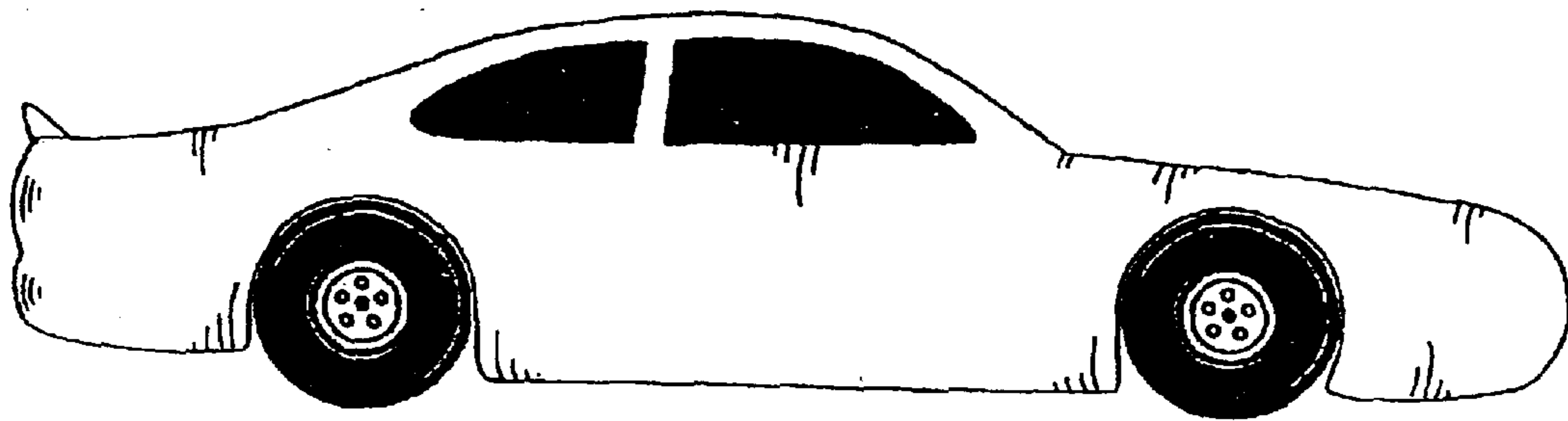


Fig. 6

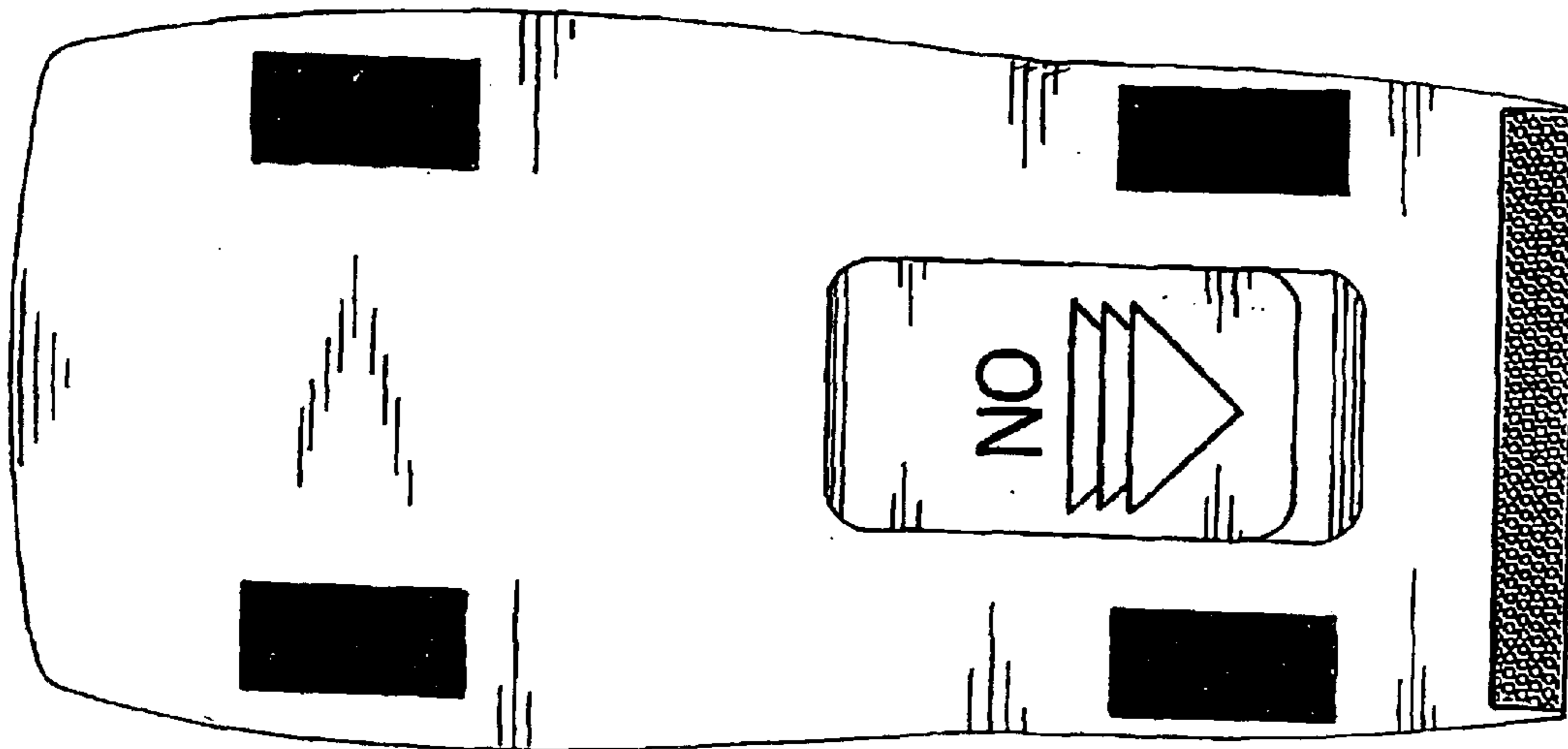


Fig. 7