

US00D506028S

(12) **United States Design Patent**  
**Dickey**

(10) **Patent No.:** **US D506,028 S**  
(45) **Date of Patent:** **\*\* Jun. 7, 2005**

(54) **APPLICATOR**

(76) Inventor: **Kathleen B. Dickey**, 44 E. Maple Ave.,  
Moorestown, NJ (US) 08057

(\*\*) Term: **14 Years**

(21) Appl. No.: **29/198,625**

(22) Filed: **Feb. 2, 2004**

(51) **LOC (8) Cl.** ..... **28-02**

(52) **U.S. Cl.** ..... **D28/7; D24/119; D28/63**

(58) **Field of Search** ..... **D28/7, 63; D24/119;**  
**D4/114, 137, 138; D32/45, 51; 132/320,**  
**317; 401/6, 187, 202-207, 261-266, 196;**  
**15/231, 244.1, 104.94, 209.1, 210.1, 176.6**

(56) **References Cited**

**U.S. PATENT DOCUMENTS**

1,287,628	A	*	12/1918	Brown	.....	15/231
5,012,544	A	*	5/1991	Verry	.....	15/209.1
5,603,138	A	*	2/1997	Bonis	.....	15/220.1
D382,083	S	*	8/1997	Skelton et al.	.....	D28/7
5,809,607	A	*	9/1998	Elson et al.	.....	15/231
5,875,511	A	*	3/1999	Nejdl	.....	15/176.1

6,305,046	B1	*	10/2001	Kingry et al.	.....	15/231
6,438,787	B1	*	8/2002	Young	.....	15/210.1
6,523,213	B1	*	2/2003	Post	.....	15/220.1

\* cited by examiner

*Primary Examiner*—Lucy Lieberman

(74) *Attorney, Agent, or Firm*—Duane Morris LLP

(57) **CLAIM**

The ornamental design for an applicator, as shown and described.

**DESCRIPTION**

FIG. 1 is a top plan view of an applicator showing my new design;

FIG. 2 is a side elevation thereof, the opposite side being a mirror image of that shown;

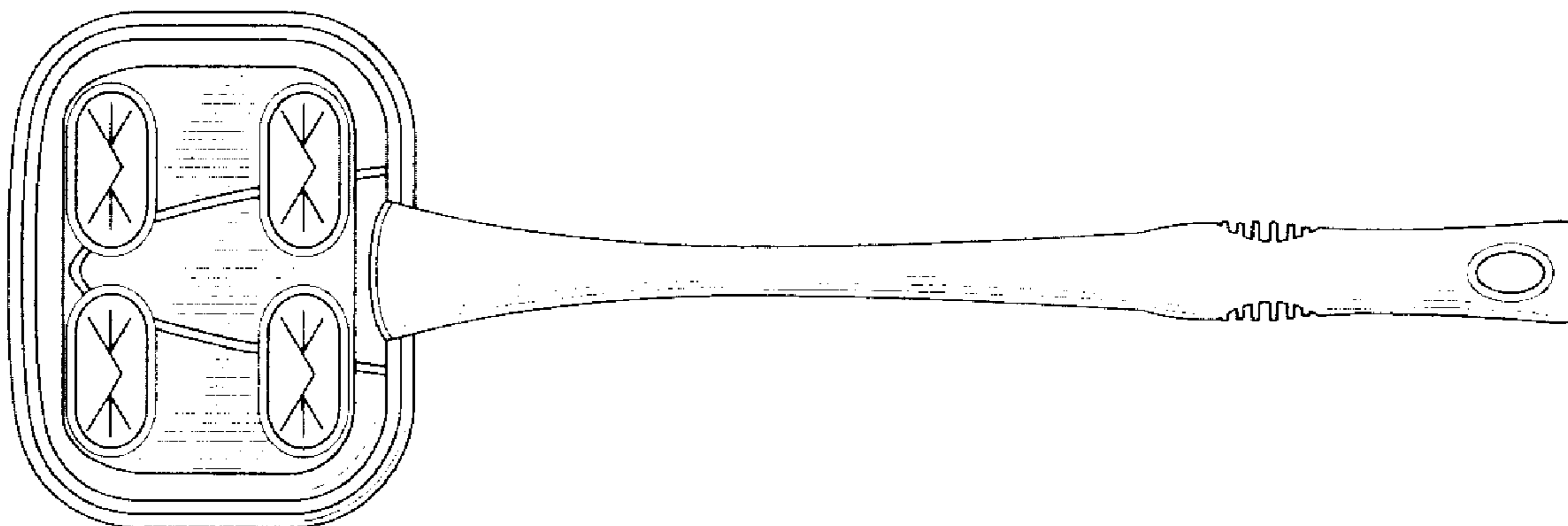
FIG. 3 is a rear elevation thereof;

FIG. 4 is a top, rear and side perspective view thereof;

FIG. 5 is a bottom, front and side perspective view thereof; and,

FIG. 6 is a top, rear and side perspective view of the applicator shown in an exploded condition.

**1 Claim, 3 Drawing Sheets**



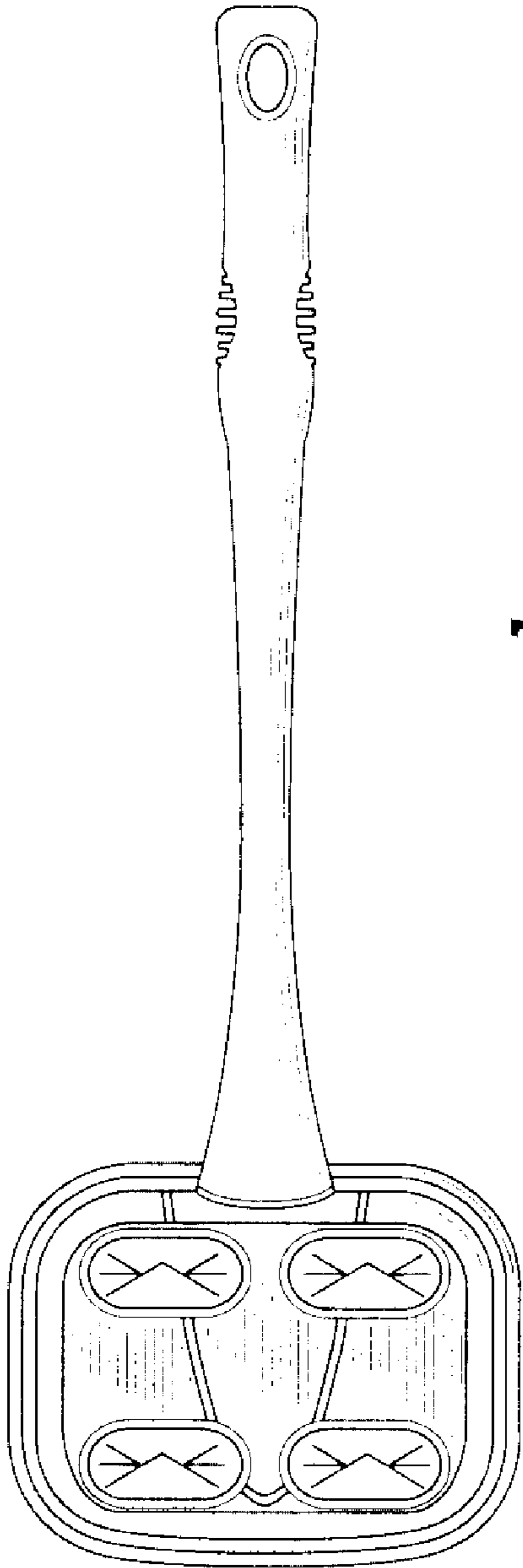


FIG. 1

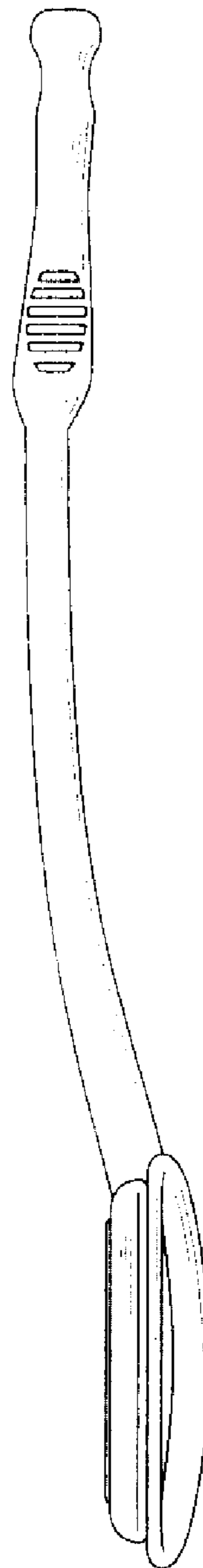


FIG. 2

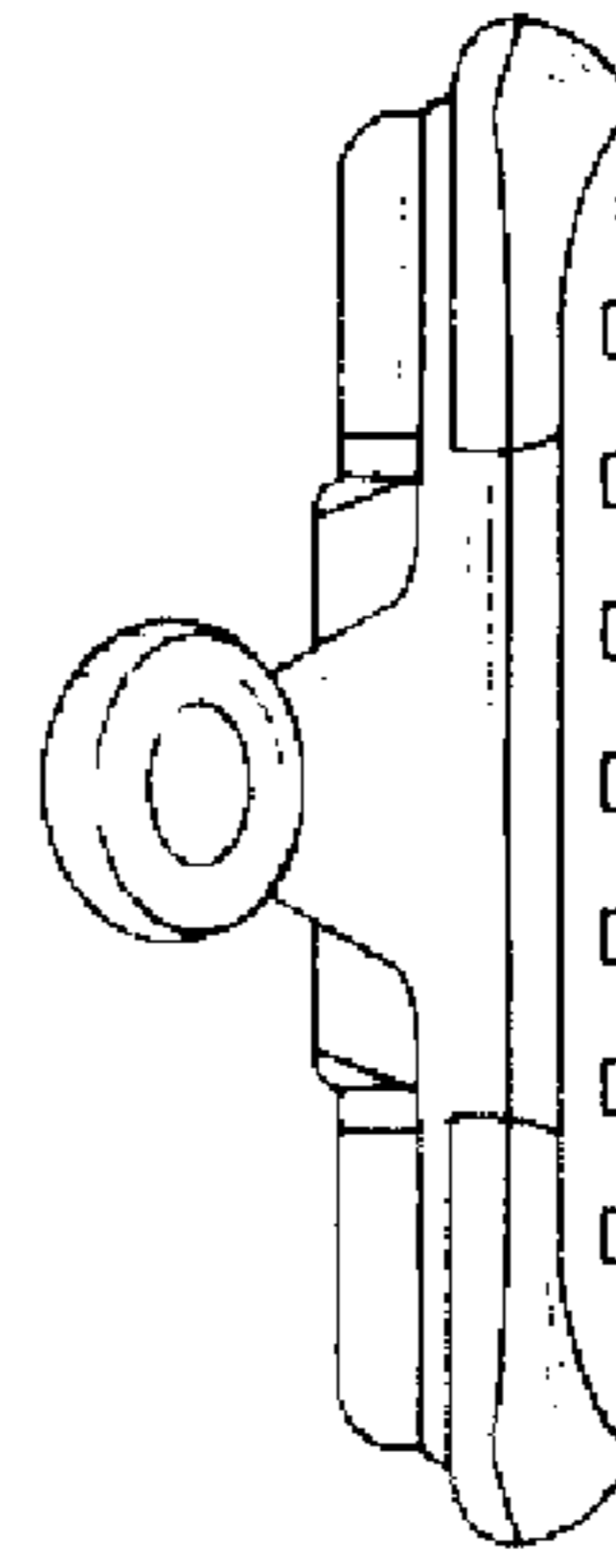
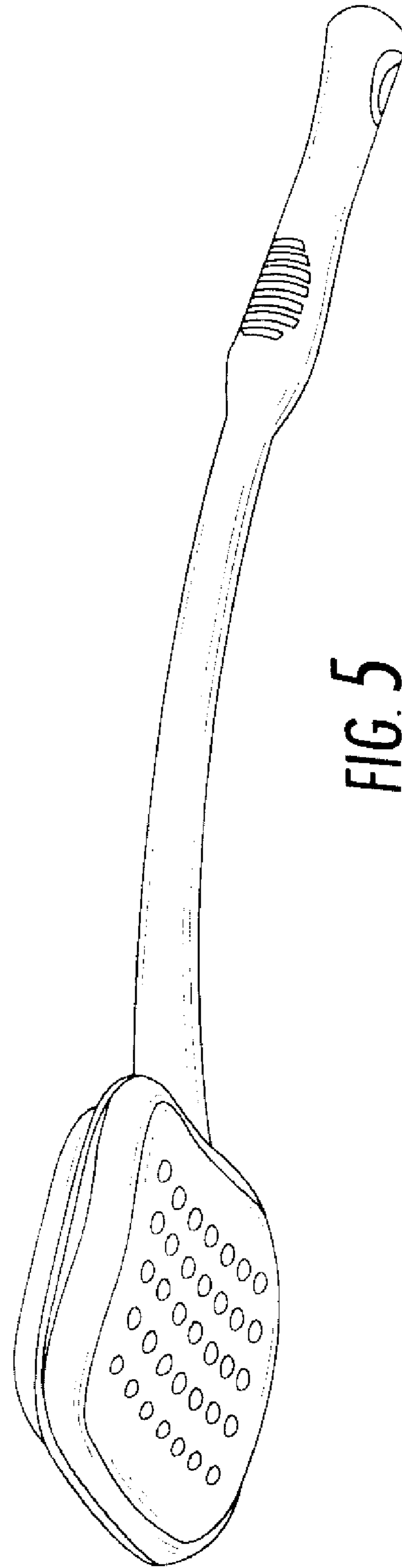
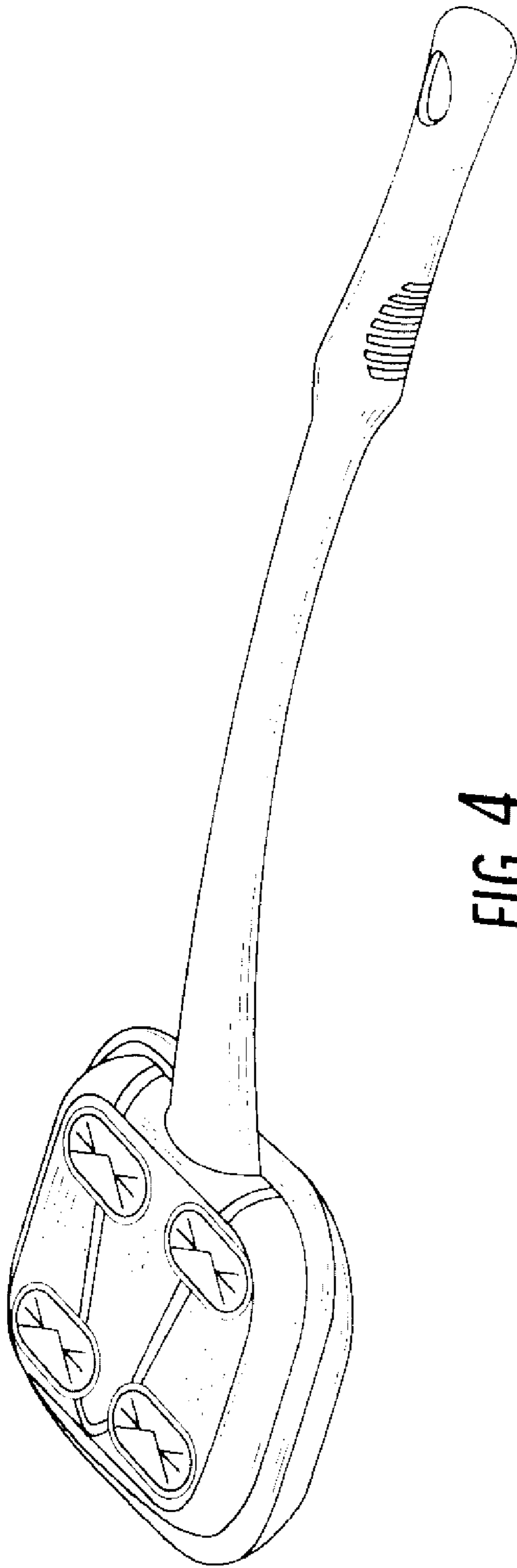


FIG. 3



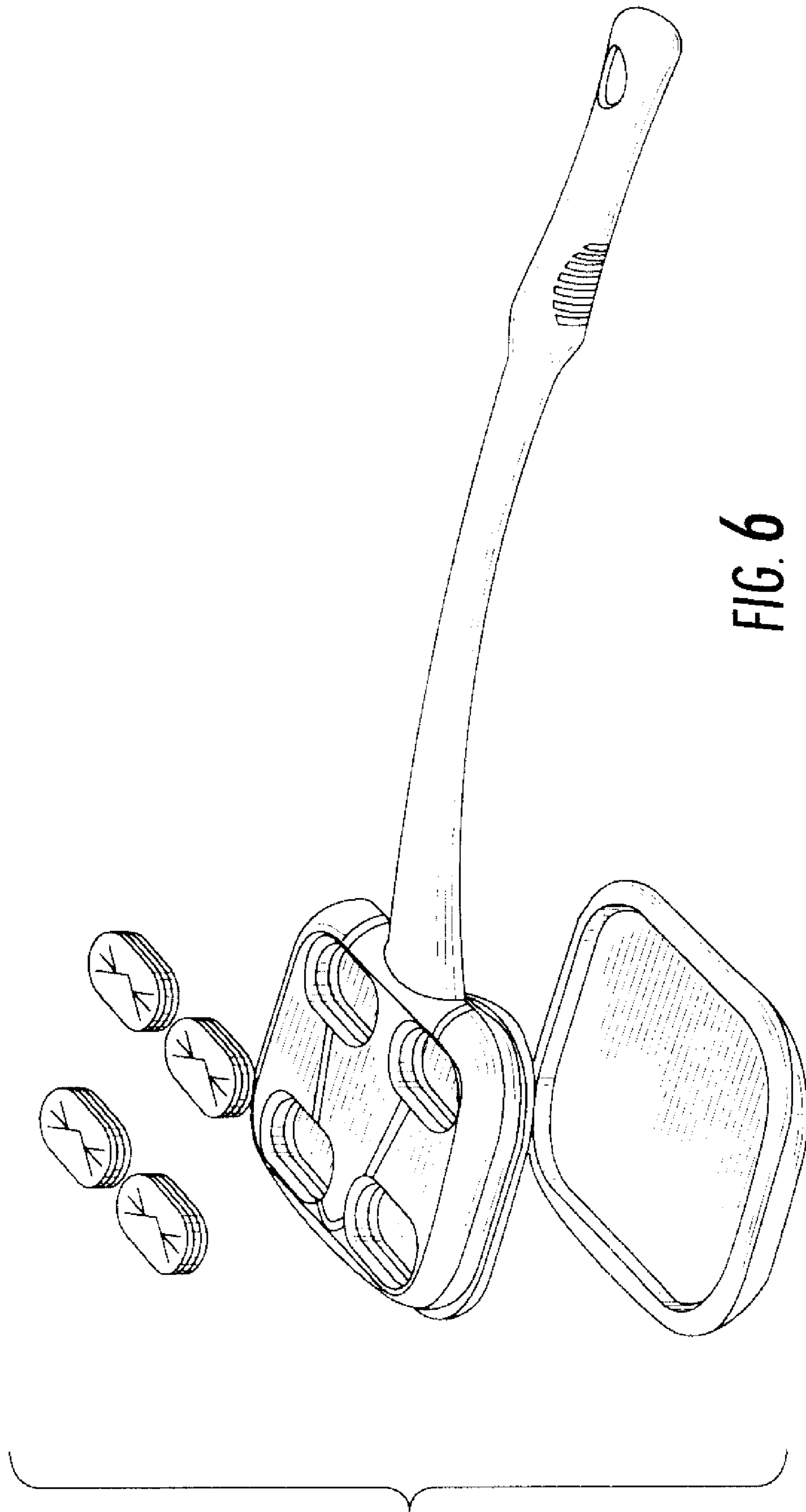


FIG. 6