

US00D506020S

(12) **United States Design Patent**
Chen

(10) **Patent No.:** **US D506,020 S**
(45) **Date of Patent:** **** Jun. 7, 2005**

(54) **SOLAR LIGHT**

(75) **Inventor:** **Chi Gon Chen**, Guang Shou (CN)

(73) **Assignee:** **International Development Corporation**, Southlake, TX (US)

(**) **Term:** **14 Years**

(21) **Appl. No.:** **29/197,527**

(22) **Filed:** **Jan. 15, 2004**

(51) **LOC (8) Cl.** **26-05**

(52) **U.S. Cl.** **D26/68; D26/67**

(58) **Field of Search** **D26/67-72, 87, D26/92, 118; 362/152, 153, 153.1, 159, 183, 266, 363, 431, 432**

(56) **References Cited**

U.S. PATENT DOCUMENTS

- D326,728 S * 6/1992 Layne D26/67
- D346,873 S * 5/1994 Frost D26/67
- D391,384 S * 2/1998 Lerch D26/67
- D421,316 S * 2/2000 Fiorato D26/74
- D445,209 S 7/2001 Chen
- D445,210 S 7/2001 Chen
- D445,524 S 7/2001 Chen
- D445,525 S 7/2001 Pan
- D445,939 S 7/2001 Pan
- D451,620 S 12/2001 Chen
- D452,029 S 12/2001 Chen
- D457,979 S 5/2002 Chen
- D464,158 S * 10/2002 Hon Siu Cheong D26/67
- D466,243 S 11/2002 Chen
- D468,470 S 1/2003 Chen
- D468,471 S 1/2003 Chen
- D469,907 S 2/2003 Chen
- D469,908 S 2/2003 Chen

- D469,909 S 2/2003 Chen
- D483,138 S 12/2003 Chen
- D484,630 S 12/2003 Chen
- D484,631 S 12/2003 Chen
- D485,000 S 1/2004 Chen
- D485,001 S 1/2004 Chen
- D485,930 S 1/2004 Chen
- D488,576 S 4/2004 Chen
- 6,719,442 B1 4/2004 Chen
- 2003/0081406 A1 * 5/2003 Lin 362/96

FOREIGN PATENT DOCUMENTS

- CA 99516 6/2003
- CA 99517 6/2003
- CA 99518 6/2003
- CA 99519 6/2003
- CA 100603 2/2004

* cited by examiner

Primary Examiner—Clare E Heflin

(74) *Attorney, Agent, or Firm*—Danamraj & Youst, P.C.; Kenneth T. Emanuelson

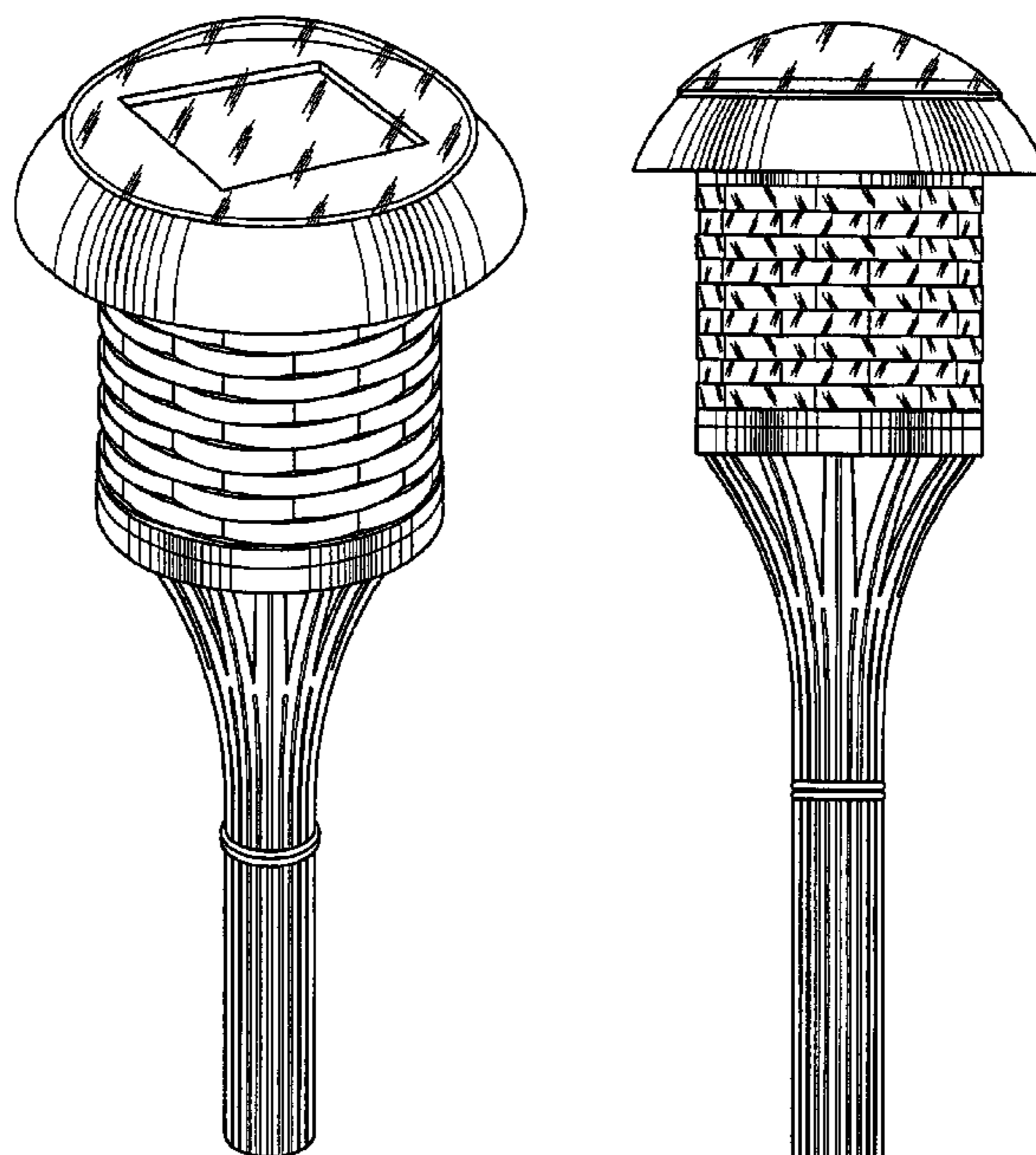
(57) **CLAIM**

The ornamental design for a solar light, as shown and described.

DESCRIPTION

FIG. 1 is a perspective view of a solar light in accordance with my invention;
FIG. 2 is a side view of the solar light shown in FIG. 1;
FIG. 3 is a top view of the solar light shown in FIG. 1; and,
FIG. 4 is a bottom view of the solar light shown in FIG. 1.
The broken lines shown on the drawing are for illustrative purposes only and form no part of the claimed design.

1 Claim, 1 Drawing Sheet



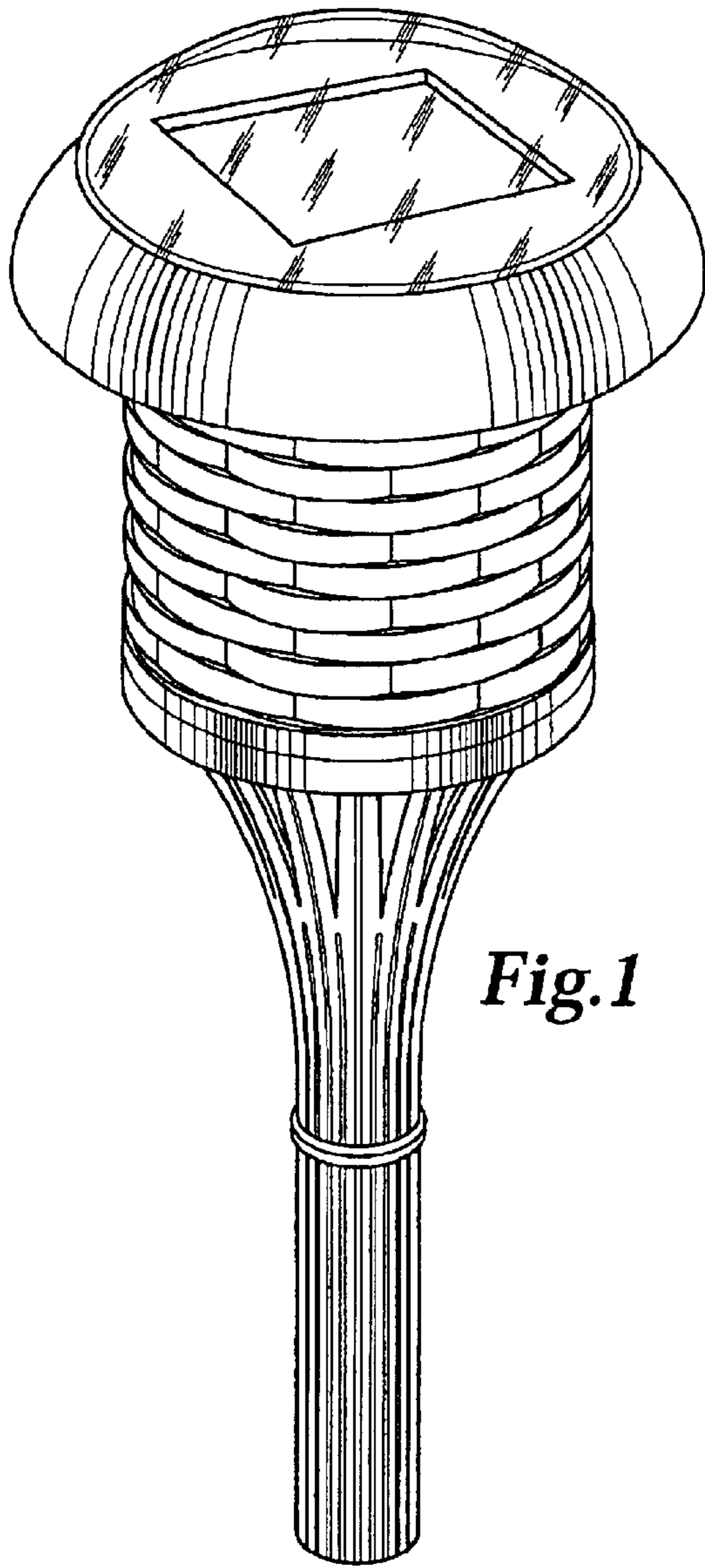


Fig.1

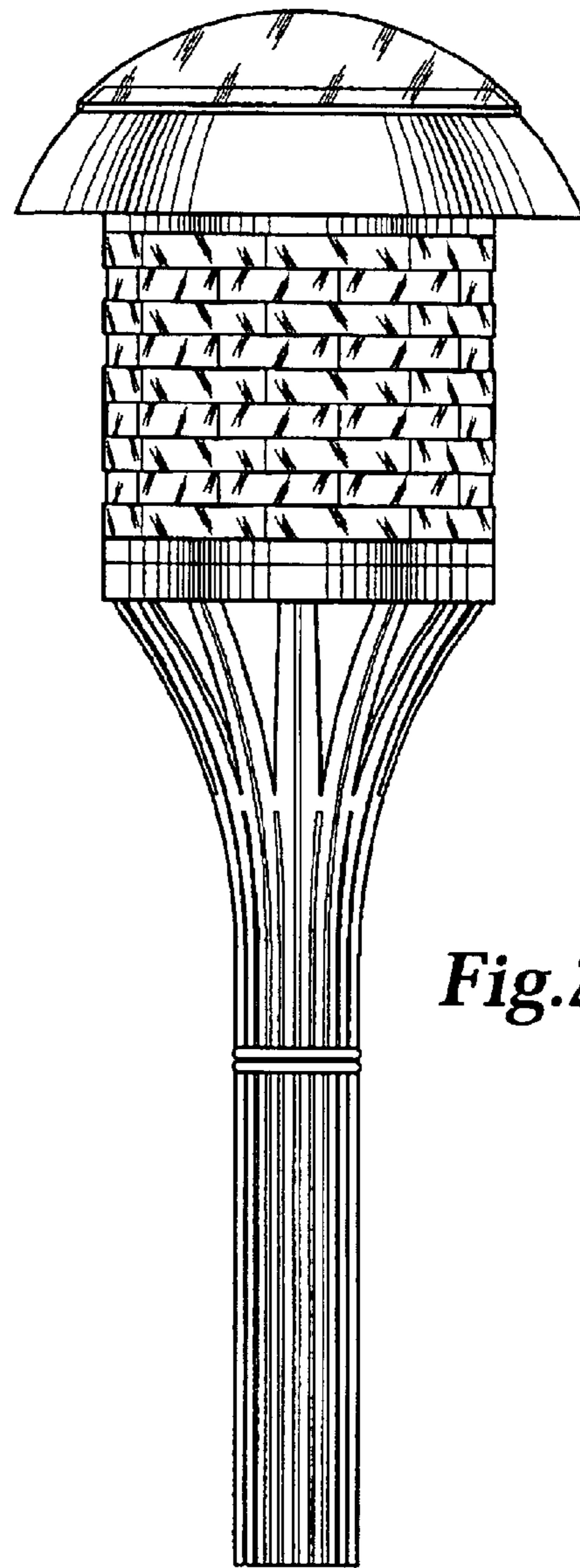


Fig.2

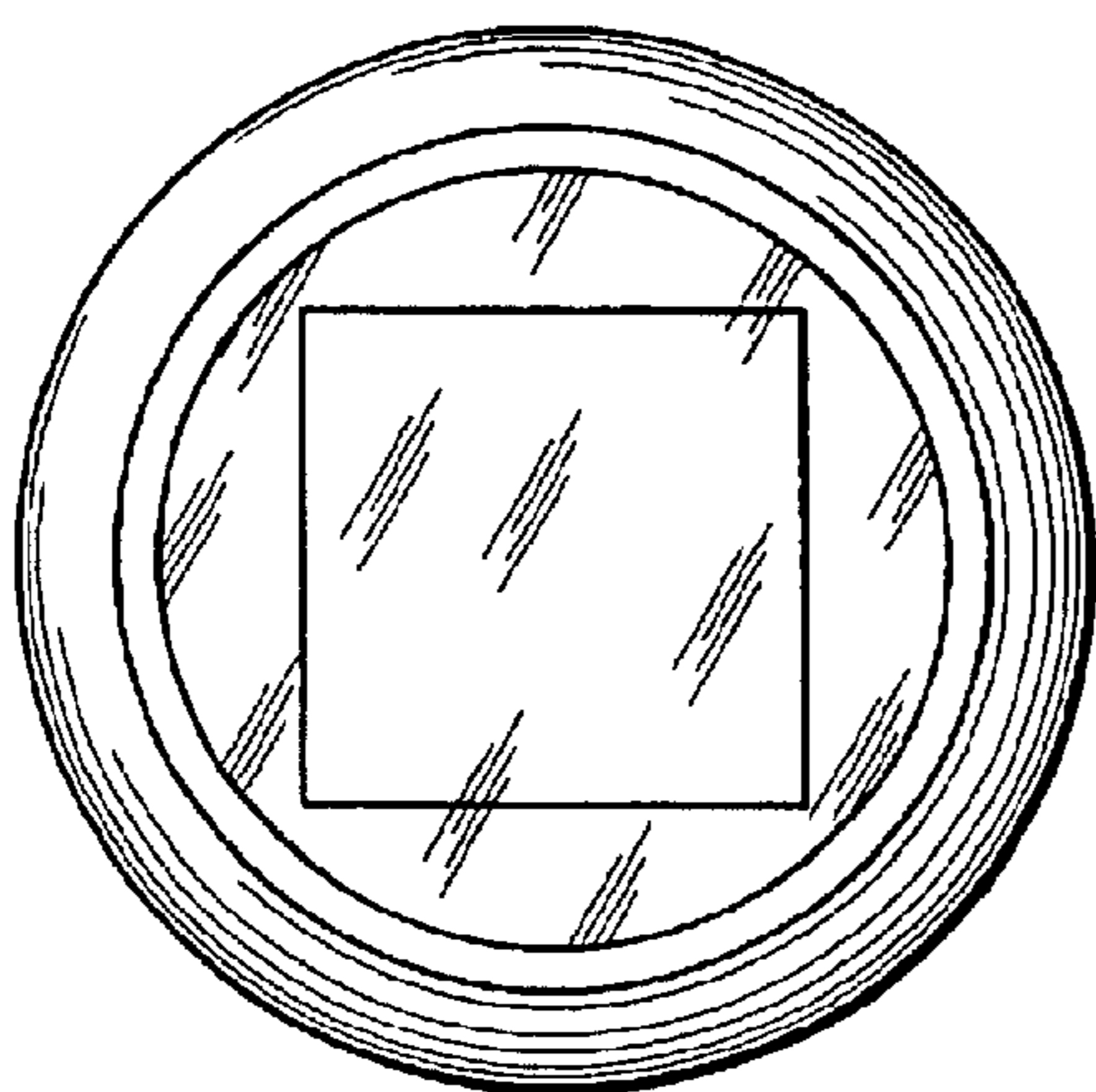


Fig.3

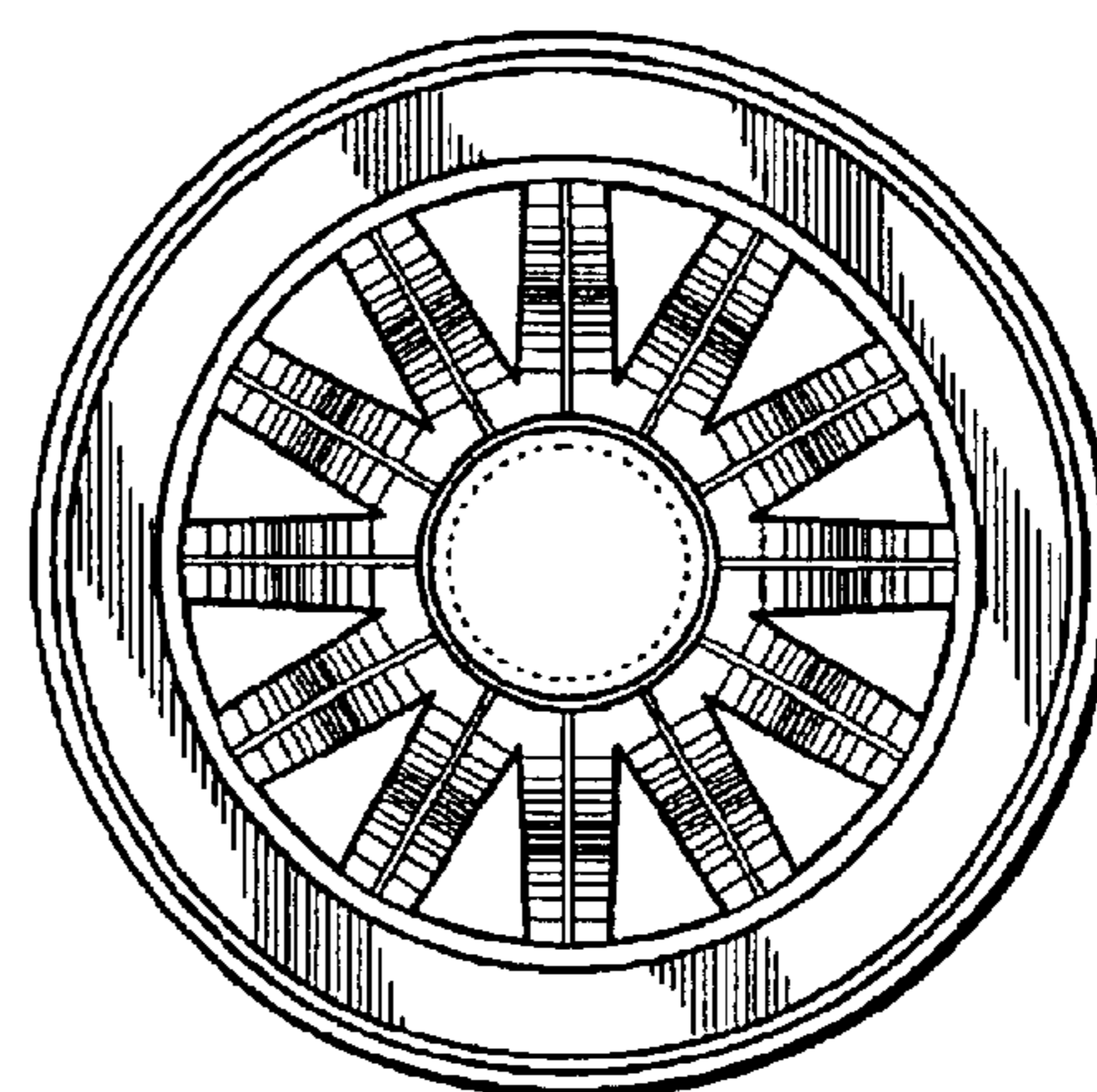


Fig.4