

US00D506008S

(12) **United States Design Patent**  
**Sawford**

(10) **Patent No.:** **US D506,008 S**  
(45) **Date of Patent:** **\*\* Jun. 7, 2005**

(54) **MOUTHPIECE**

(75) **Inventor:** **Michael David Sawford,**  
Buckinghamshire (GB)

(73) **Assignee:** **Keymed (Medical & Industrial**  
**Equipment) Ltd.,** Southend-on-Sea  
(GB)

(\*\*) **Term:** **14 Years**

(21) **Appl. No.:** **29/200,764**

(22) **Filed:** **Mar. 4, 2004**

(30) **Foreign Application Priority Data**

Sep. 4, 2003 (EM) ..... 000073671-0002  
Sep. 4, 2003 (EM) ..... 000073671-0001

(51) **LOC (8) Cl.** ..... **24-04**

(52) **U.S. Cl.** ..... **D24/180**

(58) **Field of Search** ..... D24/152, 153,  
D24/154, 155, 156, 180, 182, 140, 141;  
433/8, 9, 10, 13, 16, 6, 37, 41-48, 215;  
128/68, 861, 862, 859; D29/108, 122

(56) **References Cited**

**U.S. PATENT DOCUMENTS**

D132,184 S \* 4/1942 Lyon ..... D29/108  
5,305,742 A 4/1994 Styers et al.  
D352,553 S \* 11/1994 Shirley ..... D24/110  
D353,003 S \* 11/1994 Dinello ..... D24/155

D355,067 S \* 2/1995 Pytlewski ..... D29/122  
5,421,327 A 6/1995 Flynn et al.  
D368,527 S \* 4/1996 Brooke ..... D24/191  
5,620,408 A 4/1997 Vennes et al.  
D451,598 S \* 12/2001 McDonald et al. .... D24/110  
6,517,549 B1 2/2003 Dennis

**FOREIGN PATENT DOCUMENTS**

EP 0 200 470 11/1986  
WO WO 01/62325 8/2001  
WO WO 01/91838 12/2001

\* cited by examiner

*Primary Examiner*—Charles A. Rademaker

(74) *Attorney, Agent, or Firm*—Smith, Gambrell & Russell

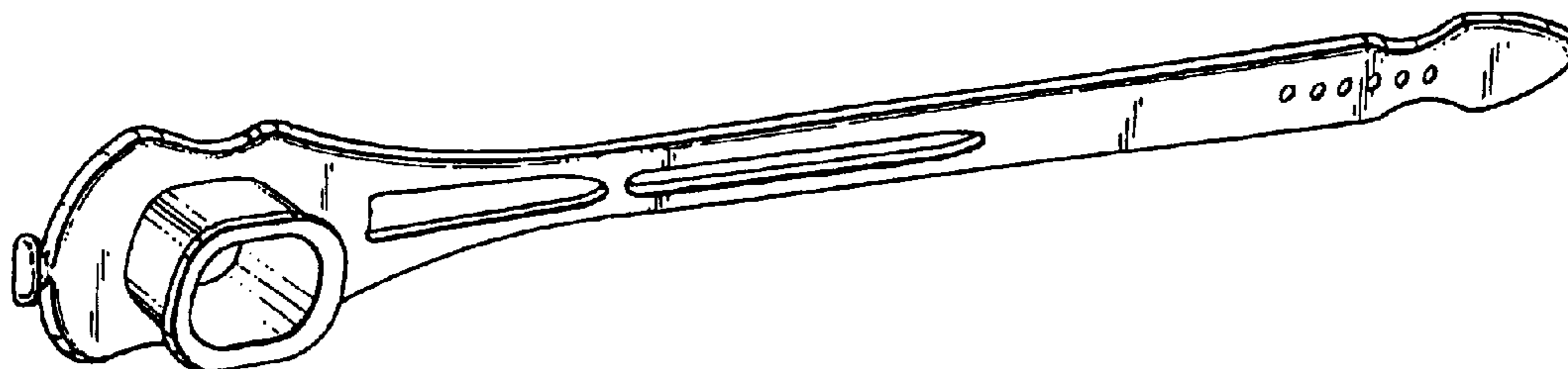
(57) **CLAIM**

The ornamental design for a mouthpiece, as shown and described.

**DESCRIPTION**

FIG. 1 is a top plan view of a mouthpiece showing my new design;  
FIG. 2 is a front side elevational view thereof, the side opposite being a mirror image thereof;  
FIG. 3 is a left end elevational view thereof;  
FIG. 4 is a right end elevational view thereof;  
FIG. 5 is a bottom plan view thereof; and,  
FIG. 6 is a perspective view thereof.

**1 Claim, 2 Drawing Sheets**



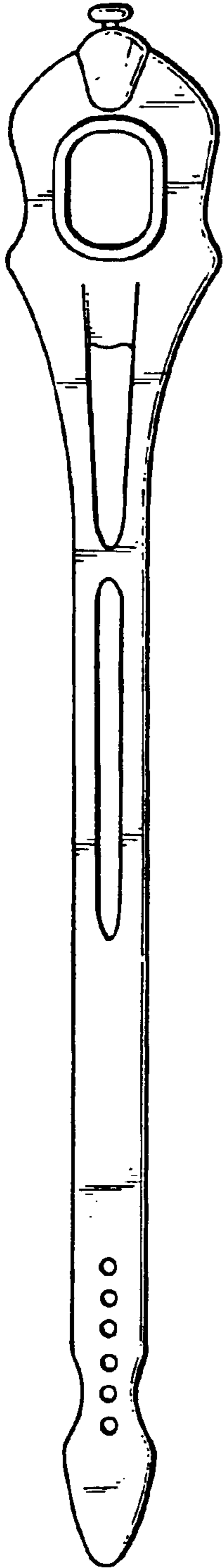


FIG. 1.



FIG. 2.

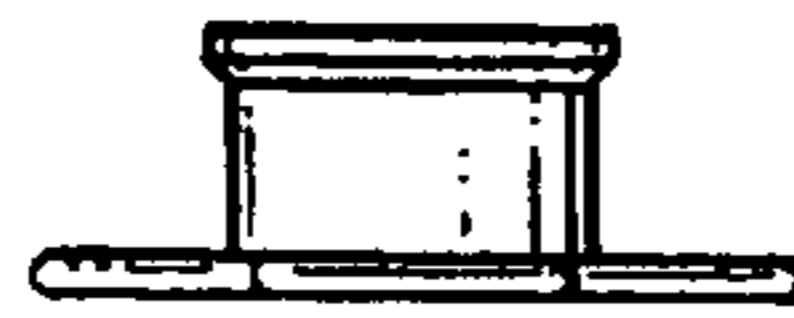


FIG. 3.

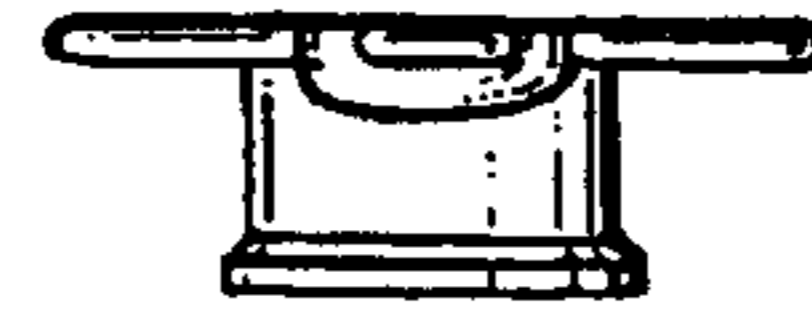


FIG. 4.

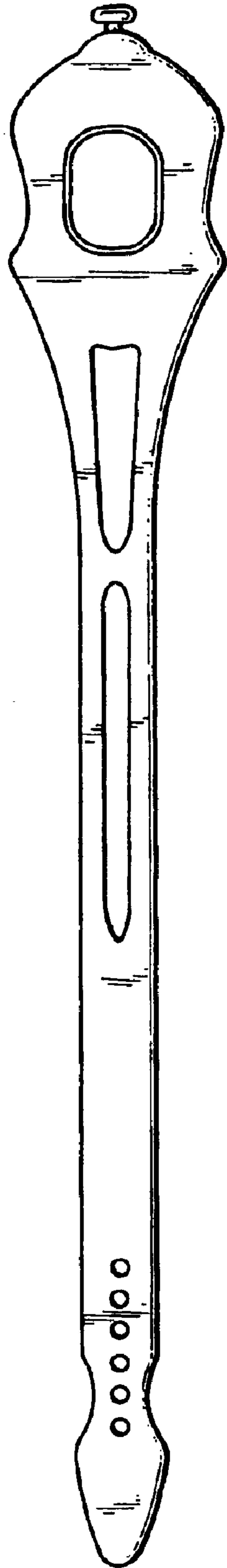


FIG. 5.




FIG. 6.