

US00D505997S

(12) **United States Design Patent**
Maegawa

(10) **Patent No.:** **US D505,997 S**
(45) **Date of Patent:** **** Jun. 7, 2005**

(54) **HEATER**

FOREIGN PATENT DOCUMENTS

(75) **Inventor:** **Katsunori Maegawa, Gifu (JP)**

JP 1103387 3/2001

(73) **Assignee:** **Rinnai Kabushiki Kaisha (JP)**

JP 1131920 1/2002

(**) **Term:** **14 Years**

JP 1178885 7/2003

* cited by examiner

(21) **Appl. No.:** **29/194,304**

Primary Examiner—Brian N Vinson

(22) **Filed:** **Nov. 24, 2003**

(74) *Attorney, Agent, or Firm*—Banner & Witcoff, Ltd.

(51) **LOC (8) Cl.** **23-03**

(57) **CLAIM**

The ornamental design for a heater, as shown and described.

(52) **U.S. Cl.** **D23/332; D23/335**

DESCRIPTION

(58) **Field of Search** D23/314, 332,
D23/335–337, 339–341; 126/9 A, 92 A,
92 B, 92 AC, 110 B, 110 D; 392/365–369,
373–376; 312/236

FIG. 1 is a front view of a heater showing my new design;
FIG. 2 is a rear view thereof;
FIG. 3 is a top plan view thereof;
FIG. 4 is a bottom plan view thereof;
FIG. 5 is a left side elevational view thereof;
FIG. 6 is a right side elevational view thereof; and,
FIG. 7 is a perspective view thereof.

(56) **References Cited**

U.S. PATENT DOCUMENTS

D353,885 S	*	12/1994	Hydak et al.	D23/381
D373,414 S	*	9/1996	Bucher et al.	D23/335
D382,634 S	*	8/1997	Jane et al.	D23/335
D395,490 S	*	6/1998	Jane' et al.	D23/332
D396,527 S	*	7/1998	Boyle et al.	D23/335
D428,645 S	*	7/2000	Rossman et al.	D23/341
D429,804 S	*	8/2000	Rossman et al.	D23/341

The broken lines in FIGS. 2 through 6 are shown for illustrative purposes only and form no part of the claimed design.

1 Claim, 5 Drawing Sheets

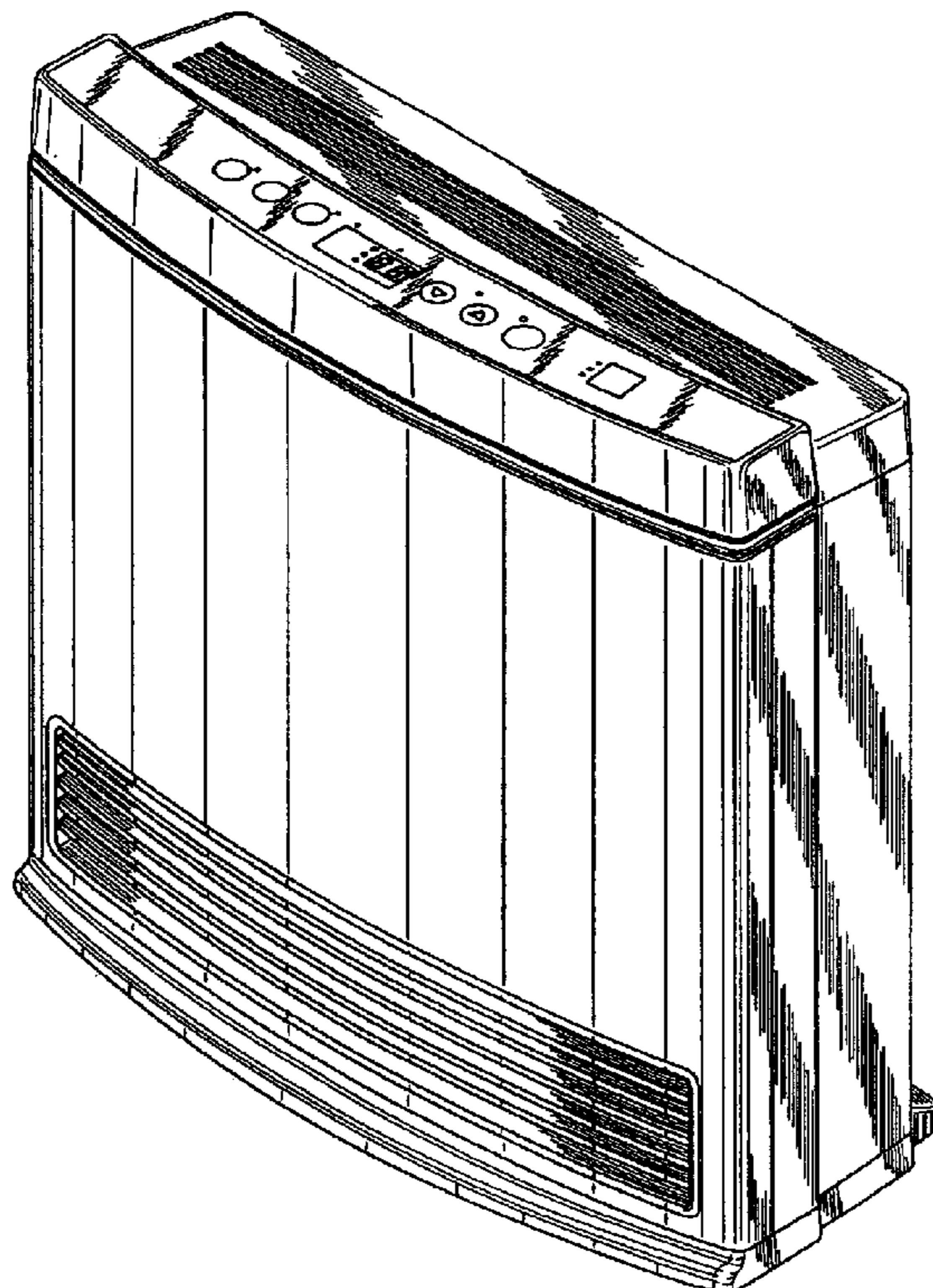


FIG. 1

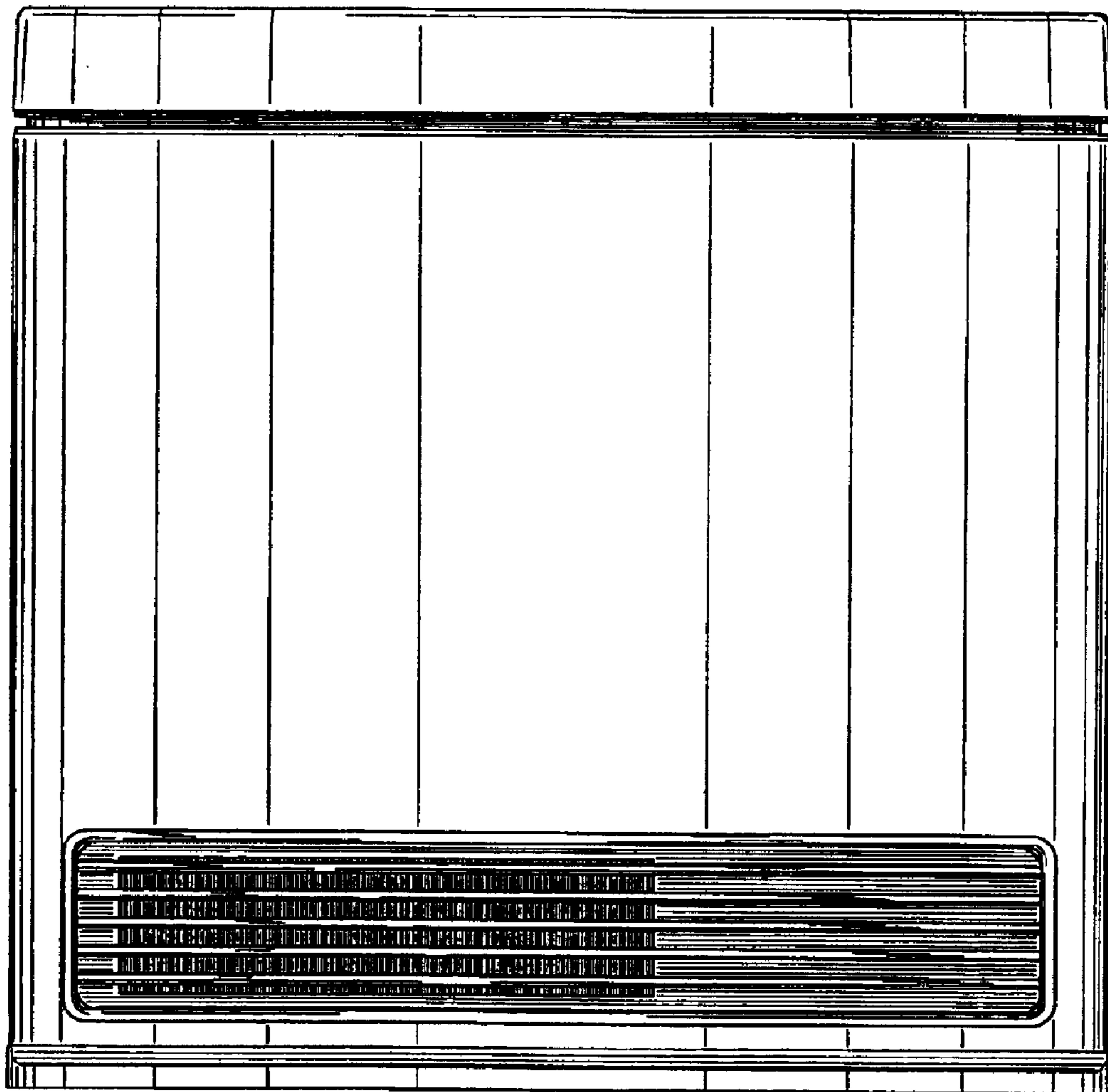


FIG.2




FIG. 3

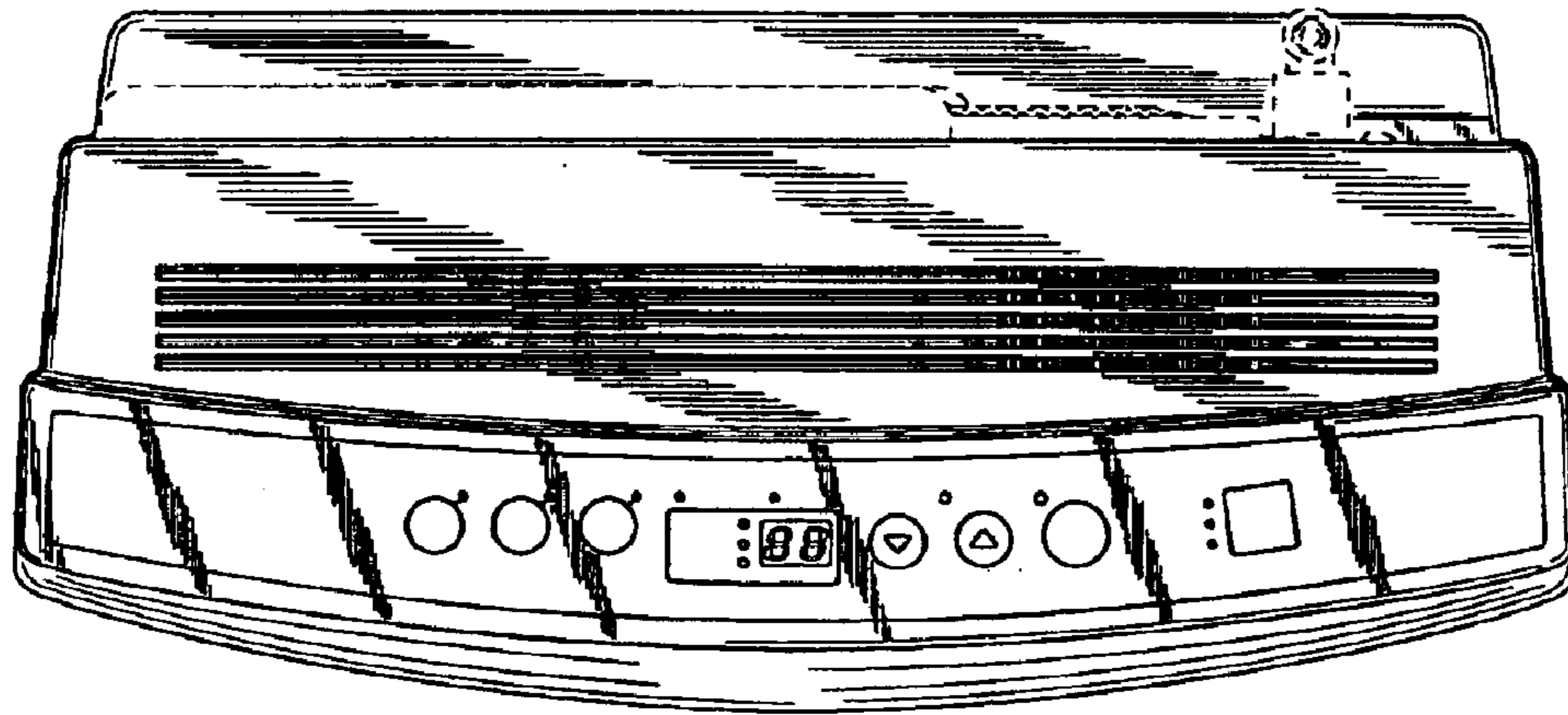


FIG. 4

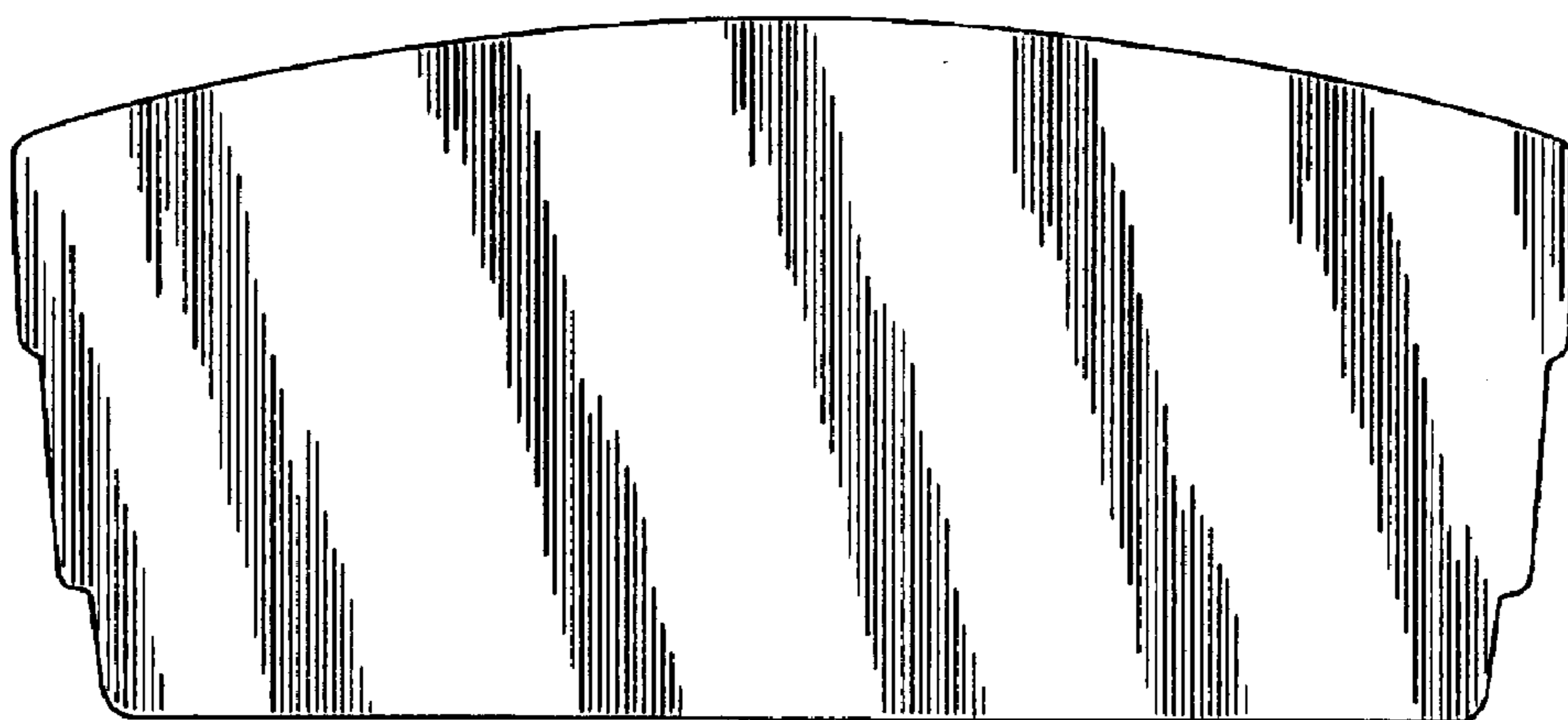


FIG.5




FIG.6

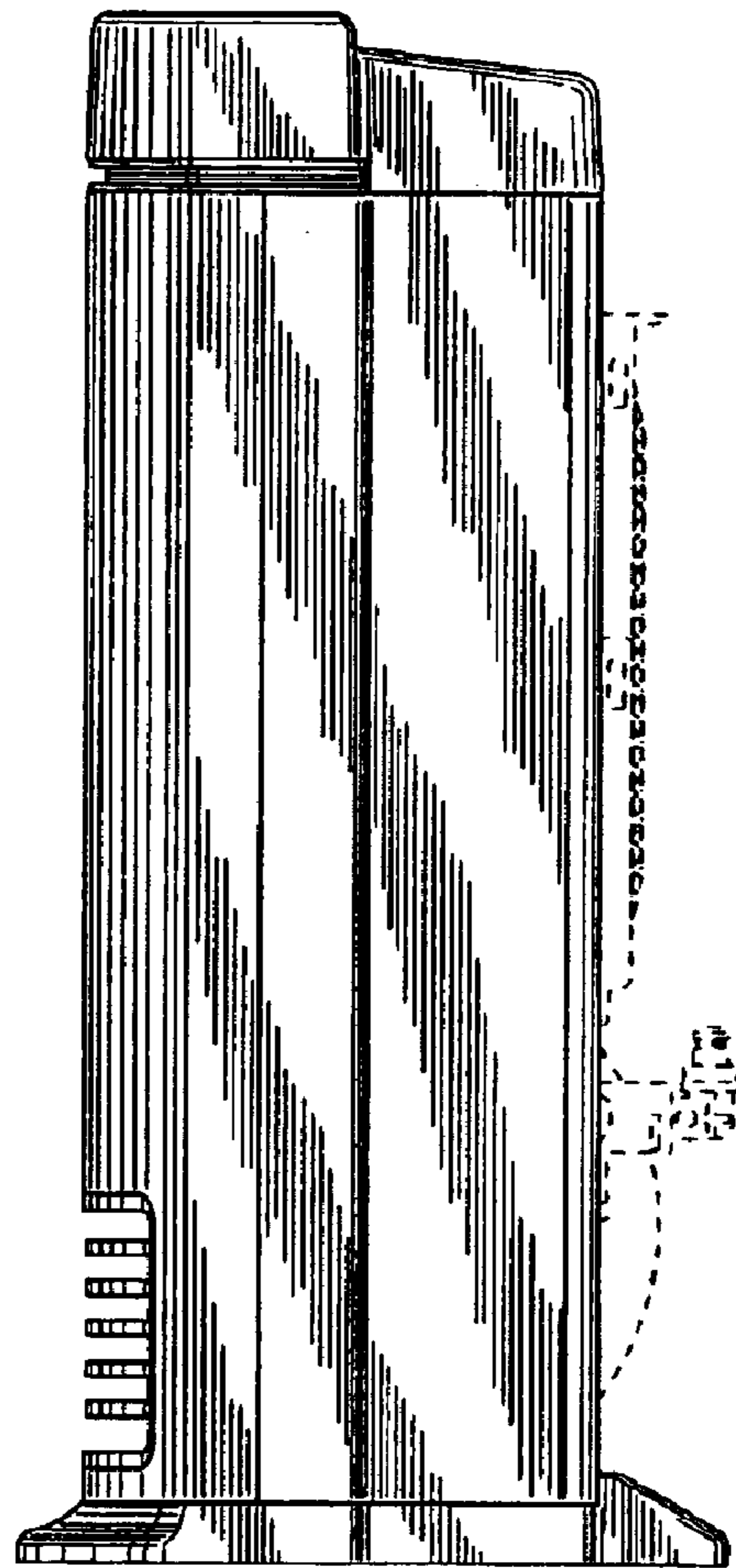


FIG.7

