

US00D505981S

(12) **United States Design Patent** (10) **Patent No.:** **US D505,981 S**  
**Lin** (45) **Date of Patent:** **\*\* Jun. 7, 2005**

(54) **BUILDING BLOCK**

(75) Inventor: **Fu-Chi Lin**, Taipei (TW)

(73) Assignee: **Youth Toy Enterprise Co., Ltd.**, Taipei Hsien (TW)

(\*\*) Term: **14 Years**

(21) Appl. No.: **29/202,804**

(22) Filed: **Apr. 3, 2004**

(51) **LOC (8) Cl.** ..... **21-01**

(52) **U.S. Cl.** ..... **D21/484; D21/493; D21/577**

(58) **Field of Search** ..... D21/484, 493, D21/498, 502-503, 576-578, 596, 604, 611, 617-618, 621-623, 652, 654-656, 658, 713; 446/85, 97-101, 104, 108, 111-117, 119-122, 124-125, 268, 321

(56) **References Cited**

**U.S. PATENT DOCUMENTS**

2,752,726	A	*	7/1956	Calverley	.....	446/99
2,990,640	A	*	7/1961	Burnbaum	.....	446/120
3,597,874	A	*	8/1971	Ogsbury et al.	.....	446/104
3,998,003	A	*	12/1976	Rosenbaum	.....	446/119
4,897,066	A	*	1/1990	Tapdrup et al.	.....	446/124
D328,328	S	*	7/1992	Juarez	.....	D21/623
D357,715	S	*	4/1995	Barzani	.....	D21/498
D367,504	S	*	2/1996	Barzani	.....	D21/498
D400,620	S	*	11/1998	Barton, Jr.	.....	D21/713
5,836,802	A	*	11/1998	Harnett	.....	446/97
5,913,706	A	*	6/1999	Glickman et al.	.....	446/97
6,669,526	B2	*	12/2003	Manville et al.	.....	446/100
6,676,481	B2	*	1/2004	Klaus et al.	.....	446/268

\* cited by examiner

*Primary Examiner*—Raphael Barkai



(57) **CLAIM**

The ornamental design for a building block, as shown and described.

**DESCRIPTION**

FIG. 1 is a perspective view of a building block;  
 FIG. 2 is a front elevation thereof;  
 FIG. 3 is a rear elevation thereof;  
 FIG. 4 is a left side elevation thereof;  
 FIG. 5 is a right side elevation thereof;  
 FIG. 6 is a top plan view thereof;  
 FIG. 7 is a bottom view thereof; and  
 FIG. 8 is showing a front elevation view of a building block in a position of use.  
 FIG. 9 is showing another embodiment of a building block in a position of use.  
 FIG. 10 is showing the other embodiment of a building block in a position of use.  
 FIG. 11 is showing the other embodiment of a building block in a position of use.  
 FIG. 12 is showing the other embodiment of a building block in a position of use.  
 FIG. 13 is showing the other embodiment of a building block in a position of use.  
 FIG. 14 is showing the other embodiment of a building block in a position of use.  
 FIG. 15 is showing the other embodiment of a building block in a position of use.  
 FIG. 16 is showing the other embodiment of a building block in a position of use.  
 FIG. 17 is showing the other embodiment of a building block in a position of use.  
 FIG. 18 is showing the other embodiment of a building block in a position of use; and,  
 FIG. 19 is showing the other embodiment of a building block in a position of use.

**1 Claim, 10 Drawing Sheets**






Fig. 1

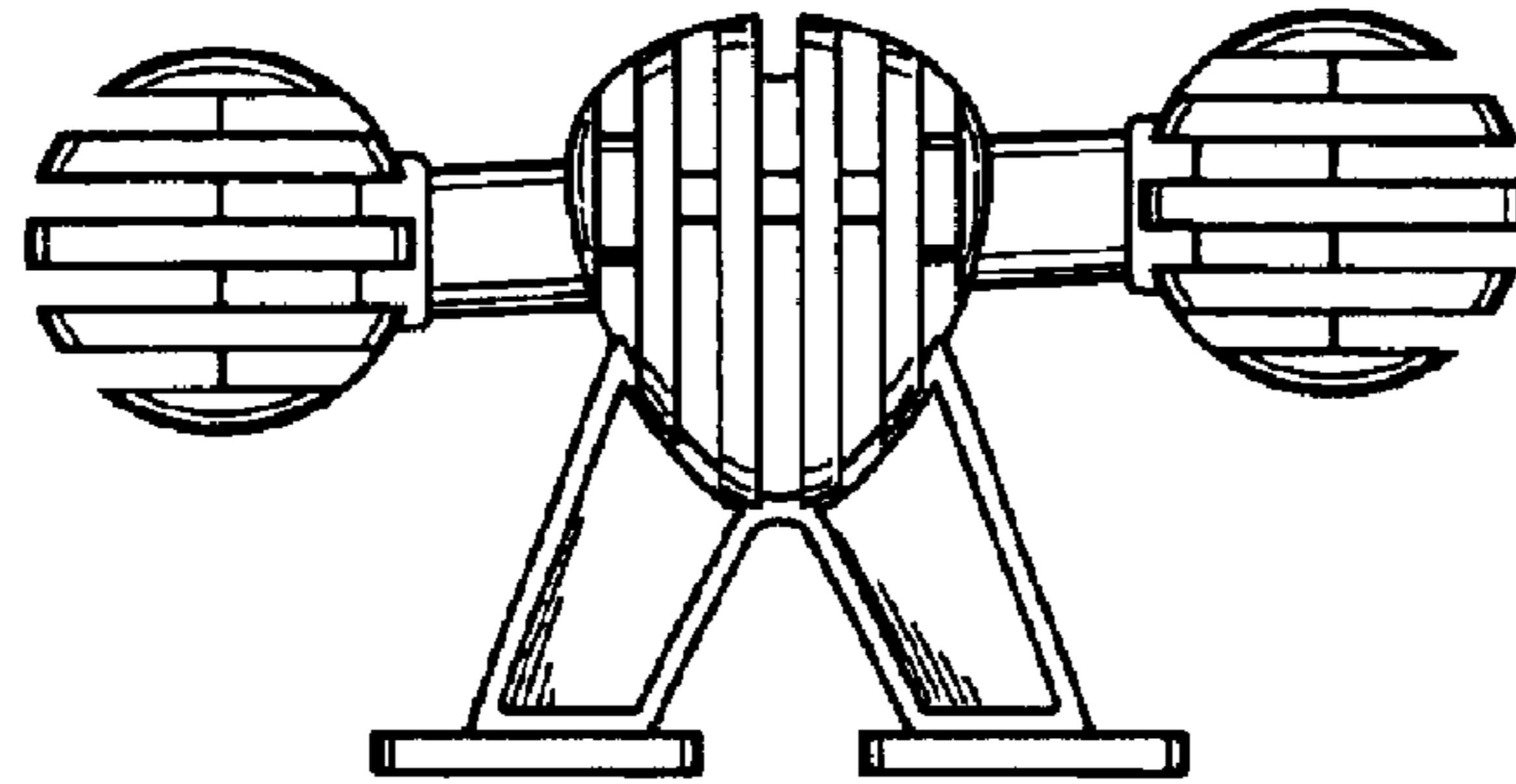


Fig. 2




Fig. 3

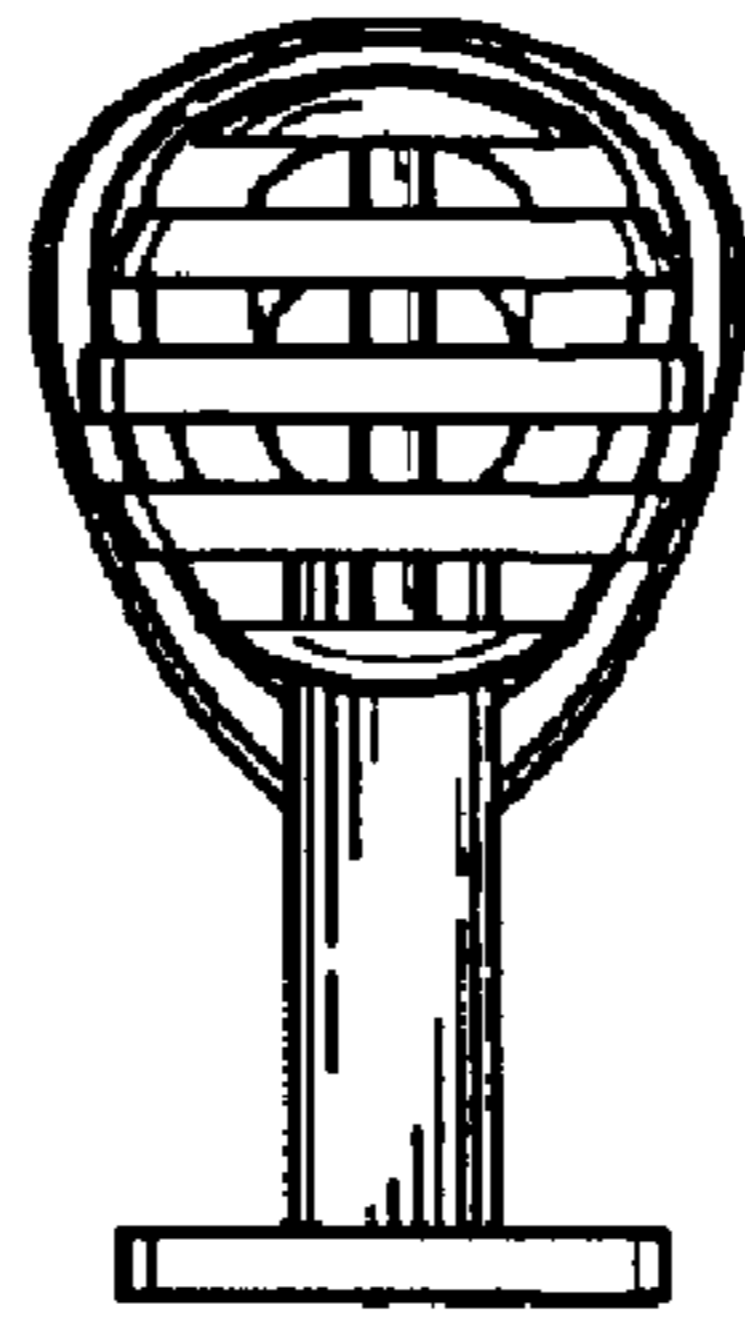


Fig. 4

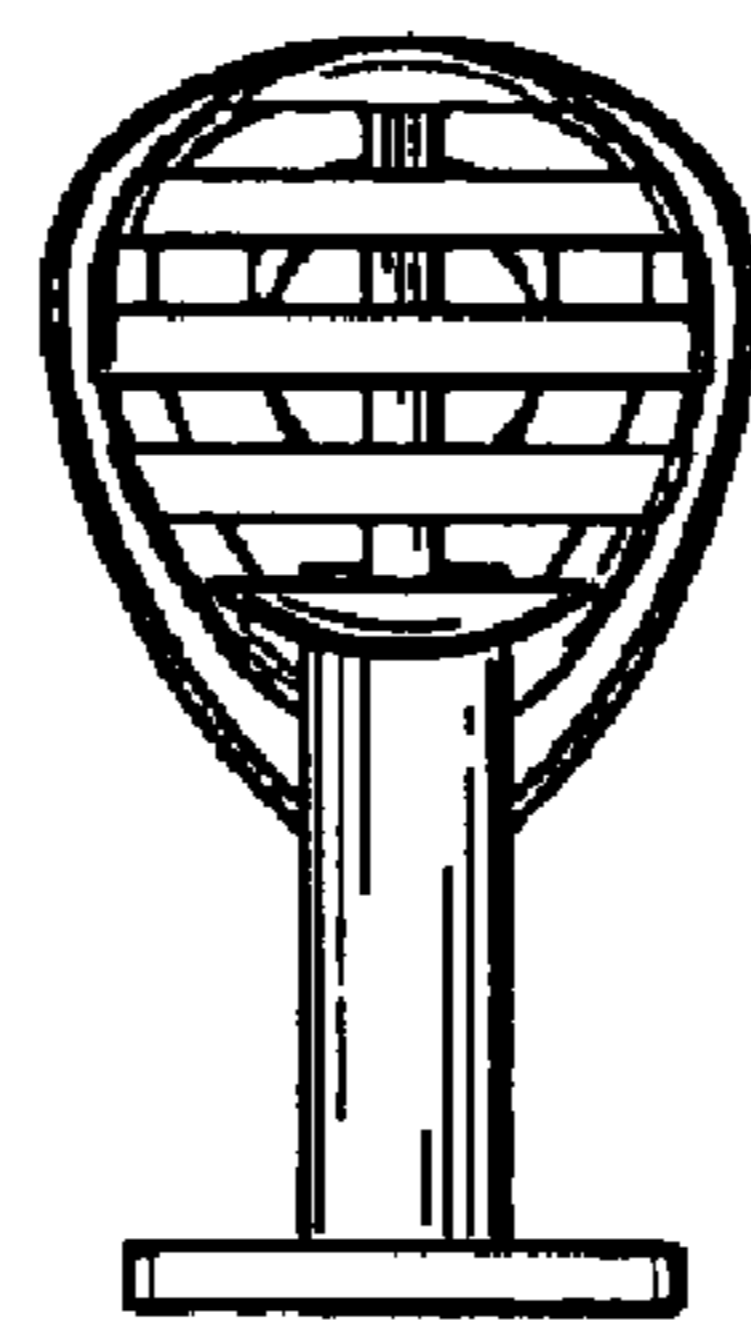


Fig. 5

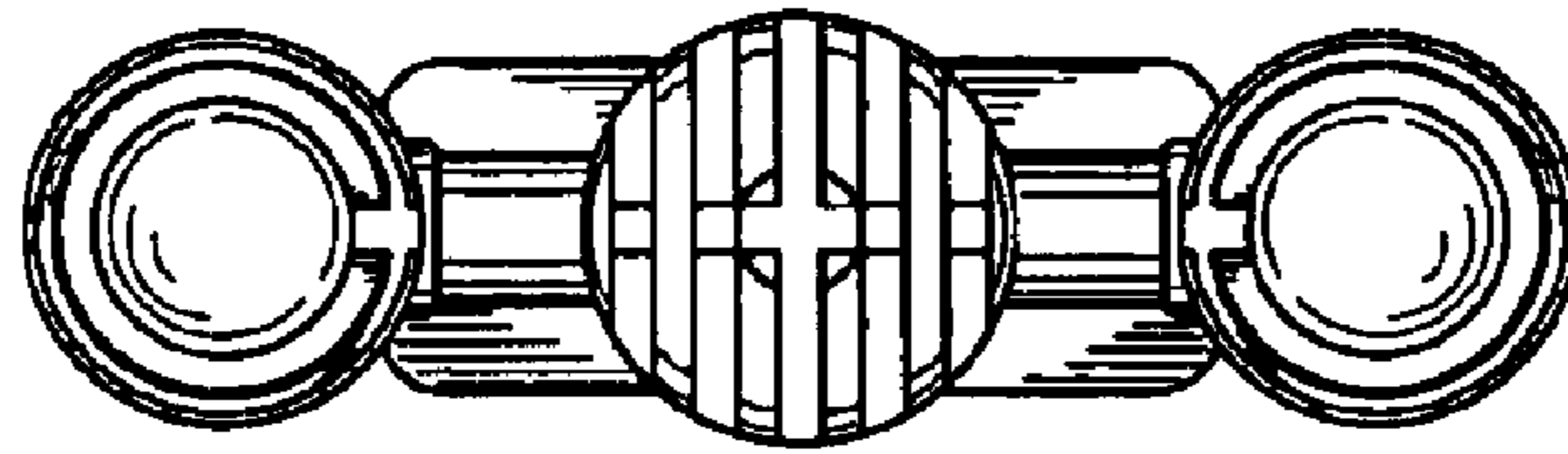


Fig. 6

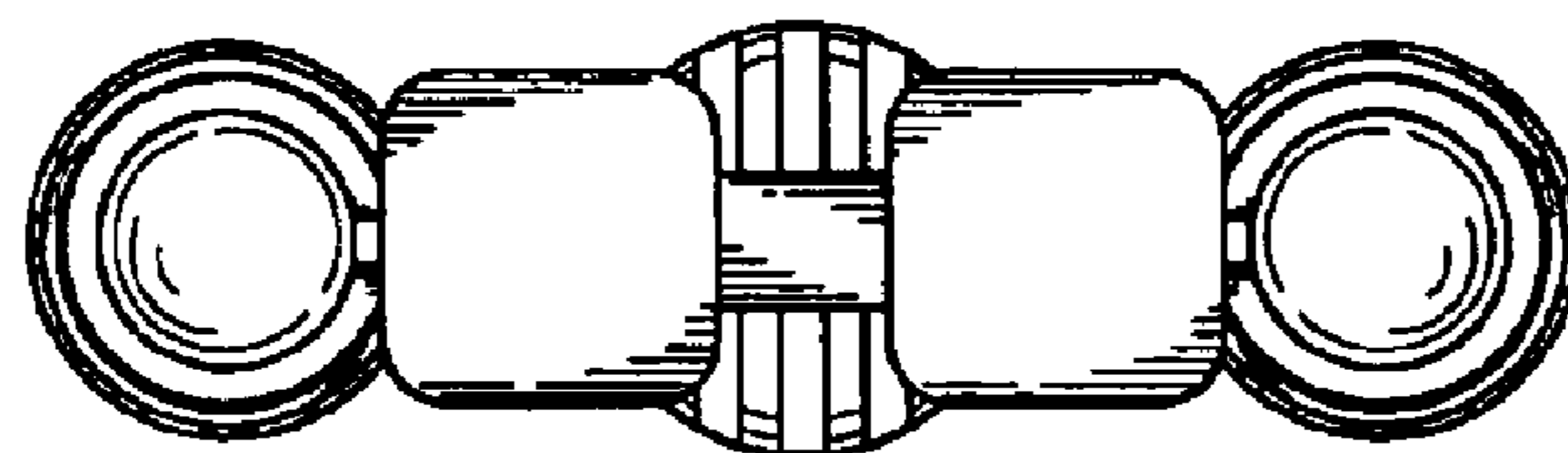


Fig. 7




Fig. 8




Fig. 9




Fig. 10




Fig. 11




Fig. 12




Fig. 13






Fig. 14




Fig. 15




Fig. 16




Fig. 17




Fig. 18




Fig. 19