

US00D505951S

(12) **United States Design Patent**
Garcia

(10) **Patent No.:** **US D505,951 S**
(45) **Date of Patent:** **** Jun. 7, 2005**

(54) **THIN STATION FOR ELECTRONIC COMPUTING**

D386,481 S * 11/1997 Iino D14/366
D429,244 S * 8/2000 Hu D14/348
D449,607 S * 10/2001 Lee et al. D14/348
D471,908 S * 3/2003 Stone et al. D14/356

(75) Inventor: **Angelo Garcia**, Sao Paulo (BR)

* cited by examiner

(73) Assignee: **CPM Holdings Limited**, Hamilton (BM)

Primary Examiner—Freda S. Nunn

(**) Term: **14 Years**

(74) *Attorney, Agent, or Firm*—Abelman, Frayne & Schwab

(21) Appl. No.: **29/183,895**

(57) **CLAIM**

(22) Filed: **Jun. 17, 2003**

The ornamental design for a thin station for electronic computing, as shown.

(30) **Foreign Application Priority Data**

DESCRIPTION

Dec. 17, 2002 (BR) DI 6204101

(51) **LOC (8) Cl.** **14-02**

(52) **U.S. Cl.** **D14/349**

(58) **Field of Search** D14/300, 314,
D14/348, 349, 356, 361, 362, 366; D13/162,
184, 199; 312/223.2; 361/680-686, 690-696;
D21/324


FIG. 1 shows a front top and right side perspective view of a thin station for electronic computing of my new design; FIG. 2 shows a top plan view thereof; FIG. 3 shows a front elevational view thereof; FIG. 4 shows a rear elevational view thereof; and, FIG. 5 shows a left side elevational view thereof.

(56) **References Cited**

U.S. PATENT DOCUMENTS

D354,523 S * 1/1995 Hiraoka et al. D21/324

1 Claim, 3 Drawing Sheets



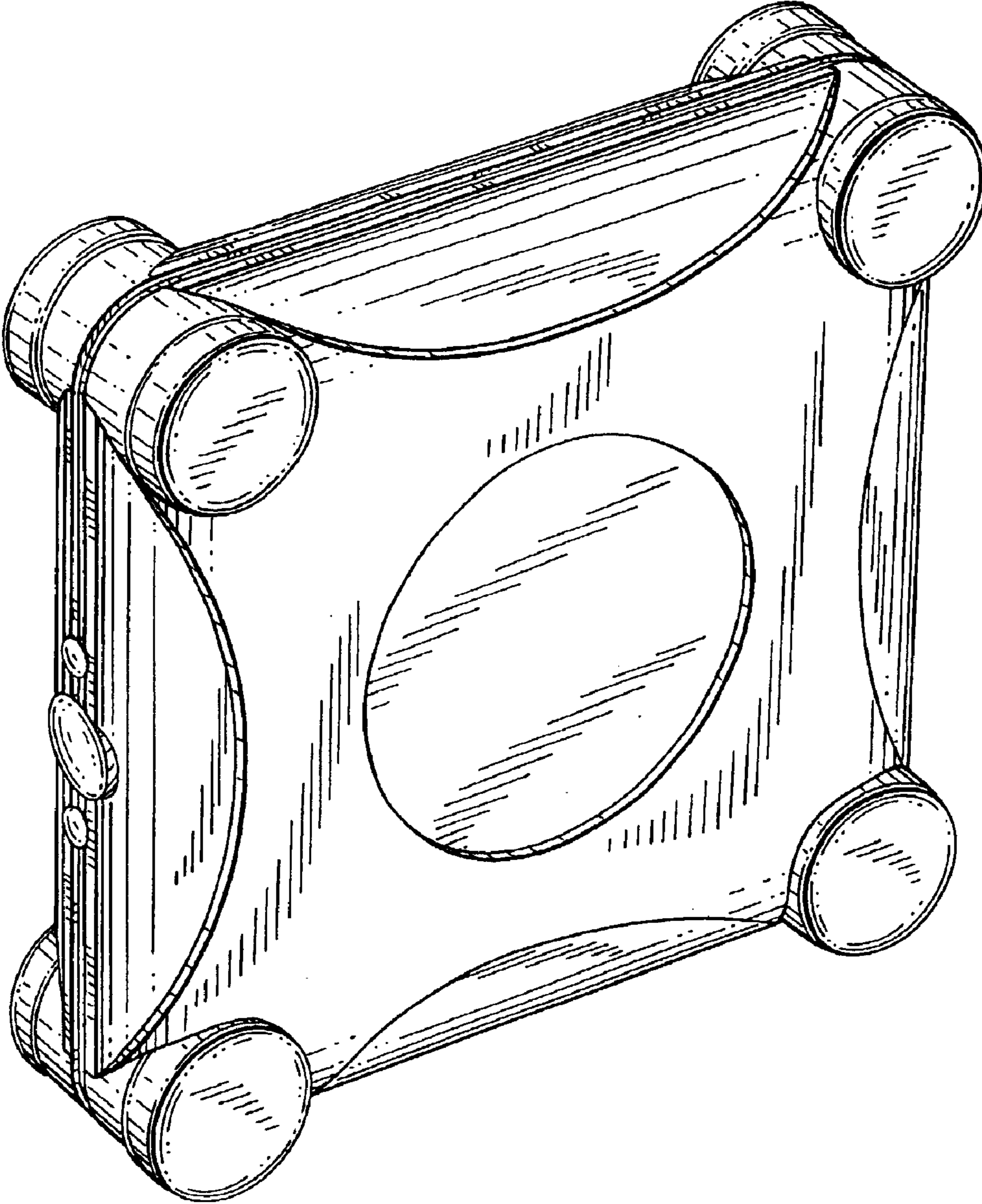


FIG. 1

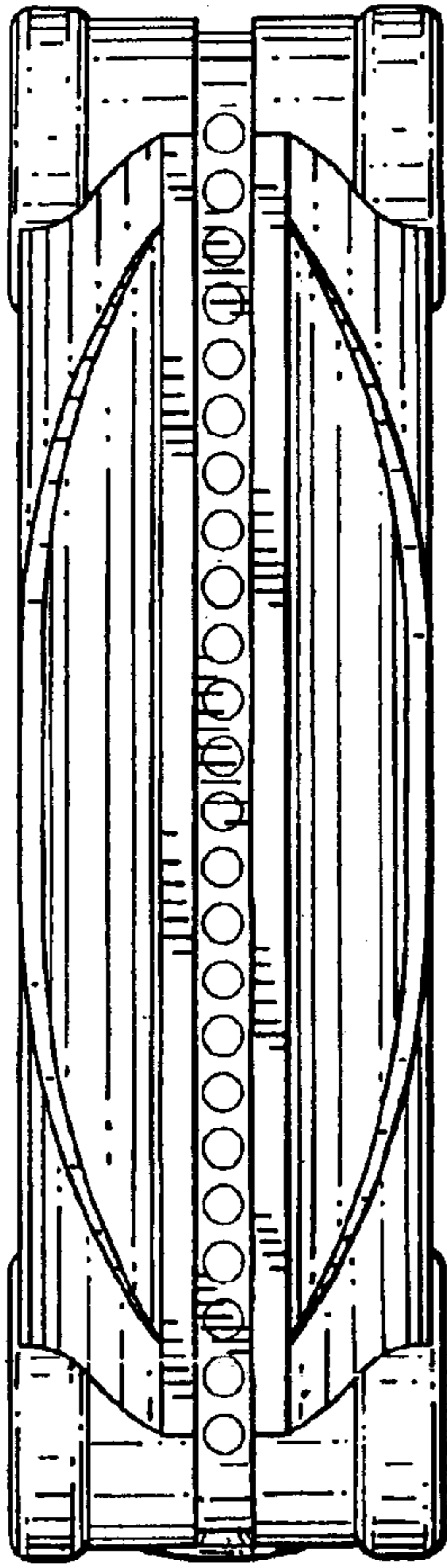


FIG. 2

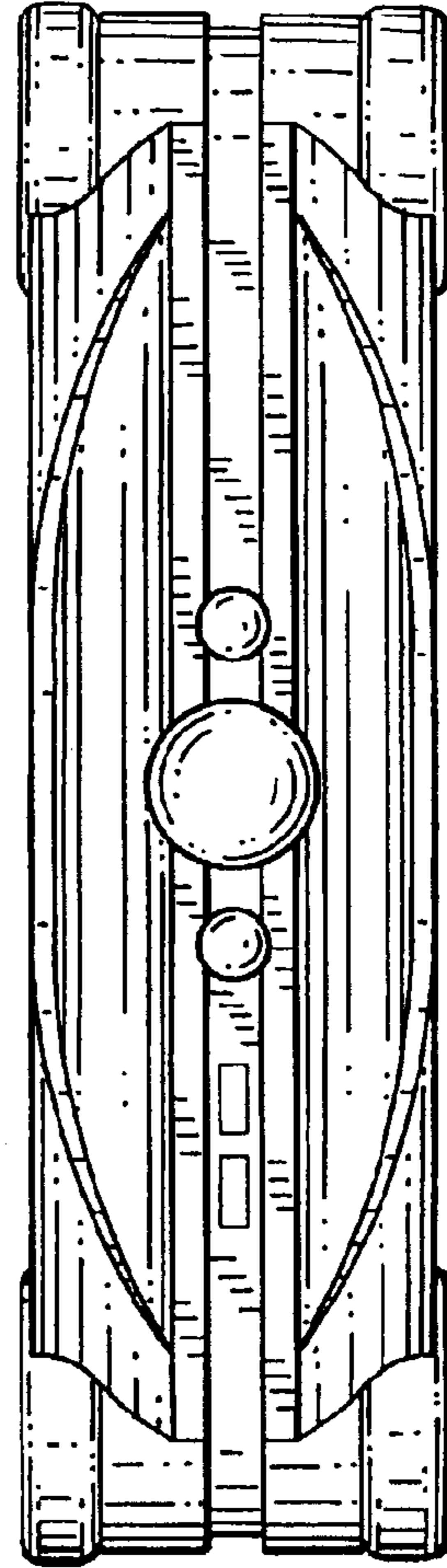


FIG. 3

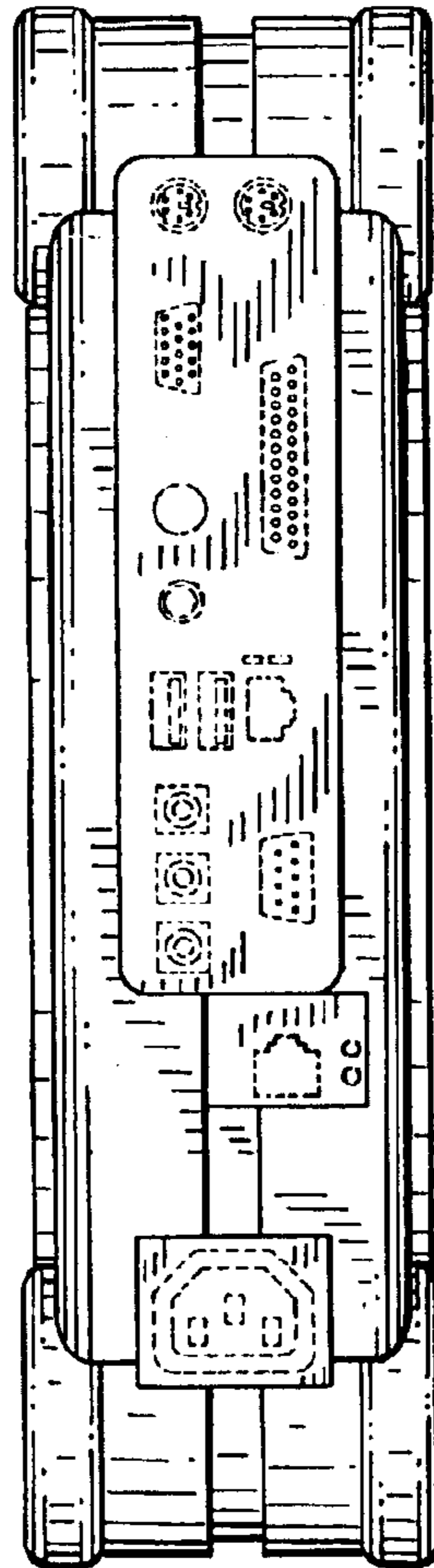


FIG. 4

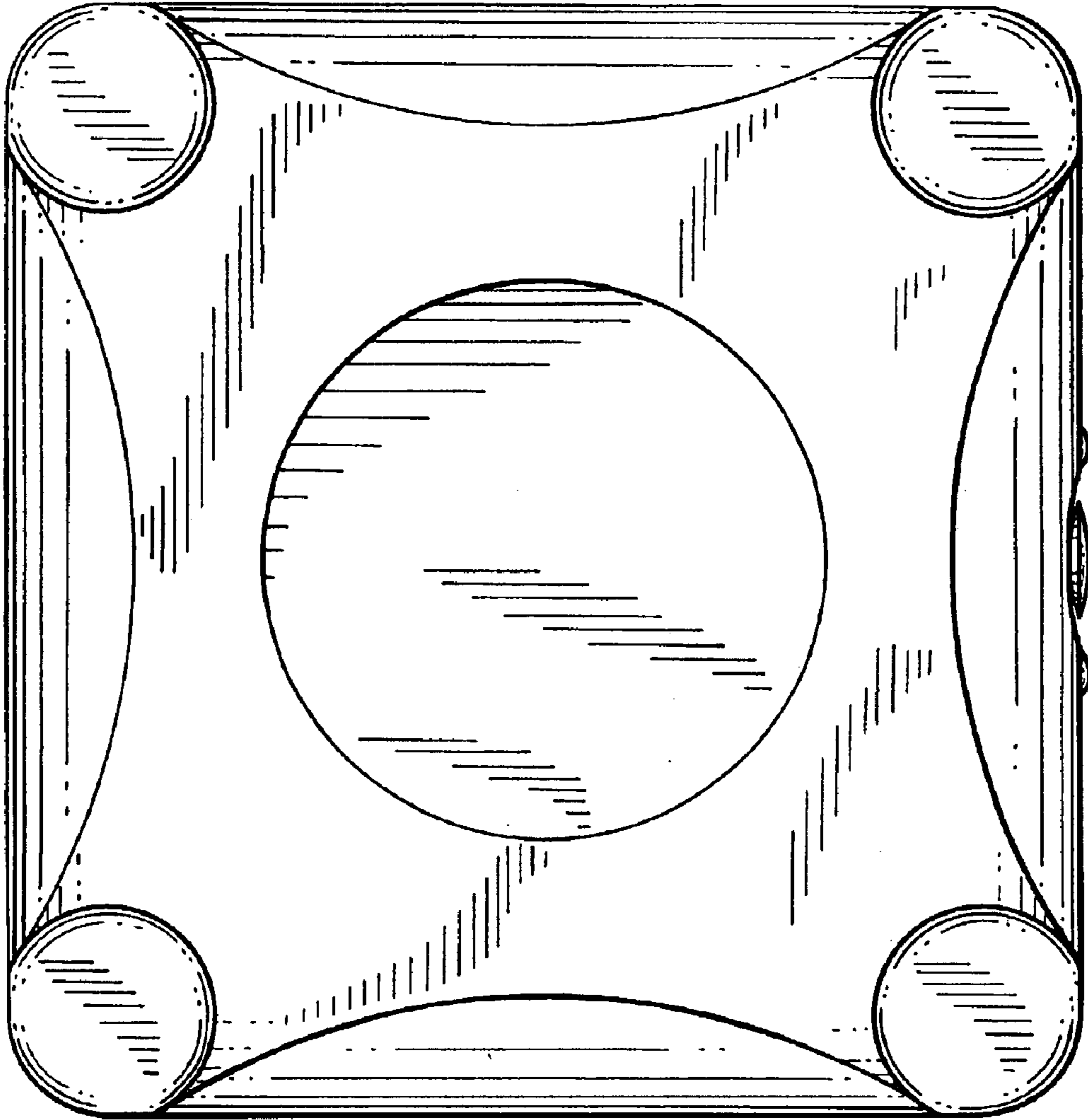


FIG. 5