



US00D505947S

(12) **United States Design Patent**
Penke et al.

(10) **Patent No.:** **US D505,947 S**
(45) **Date of Patent:** **** Jun. 7, 2005**

(54) **BIOMETRIC SIDE SCREEN FOR A
COMMUNITY COMMUNICATION HUB
KIOSK**

6,078,848 A * 6/2000 Bernstein et al. 700/237
D455,536 S * 4/2002 Lowe D99/28
D461,505 S * 8/2002 Bain et al. D20/10
D474,766 S * 5/2003 Perscky de Fabrega ... D14/302

(75) Inventors: **Mark S. Penke**, West Henrietta, NY
(US); **Donald A. Brown**, Honeoye
Falls, NY (US)

* cited by examiner

(73) Assignee: **Xerox Corporation**, Stamford, CT
(US)

Primary Examiner—Freda A. Nunn

(74) *Attorney, Agent, or Firm*—Tallam I. Nguti

(**) Term: **14 Years**

(57) **CLAIM**

The ornamental design for a biometric side screen for a community communication hub kiosk, as shown and described.

(21) Appl. No.: **29/192,798**

(22) Filed: **Oct. 30, 2003**

DESCRIPTION

(51) **LOC (8) Cl.** **14-02**

(52) **U.S. Cl.** **D14/302**

(58) **Field of Search** D14/302–312;
D20/10; D99/28; 360/99.01–99.12; 361/690–696;
700/237

FIG. 1 is a perspective view showing the design of the biometric side screen for a community communication hub kiosk of the present invention; and,

FIG. 2 is a front view thereof.

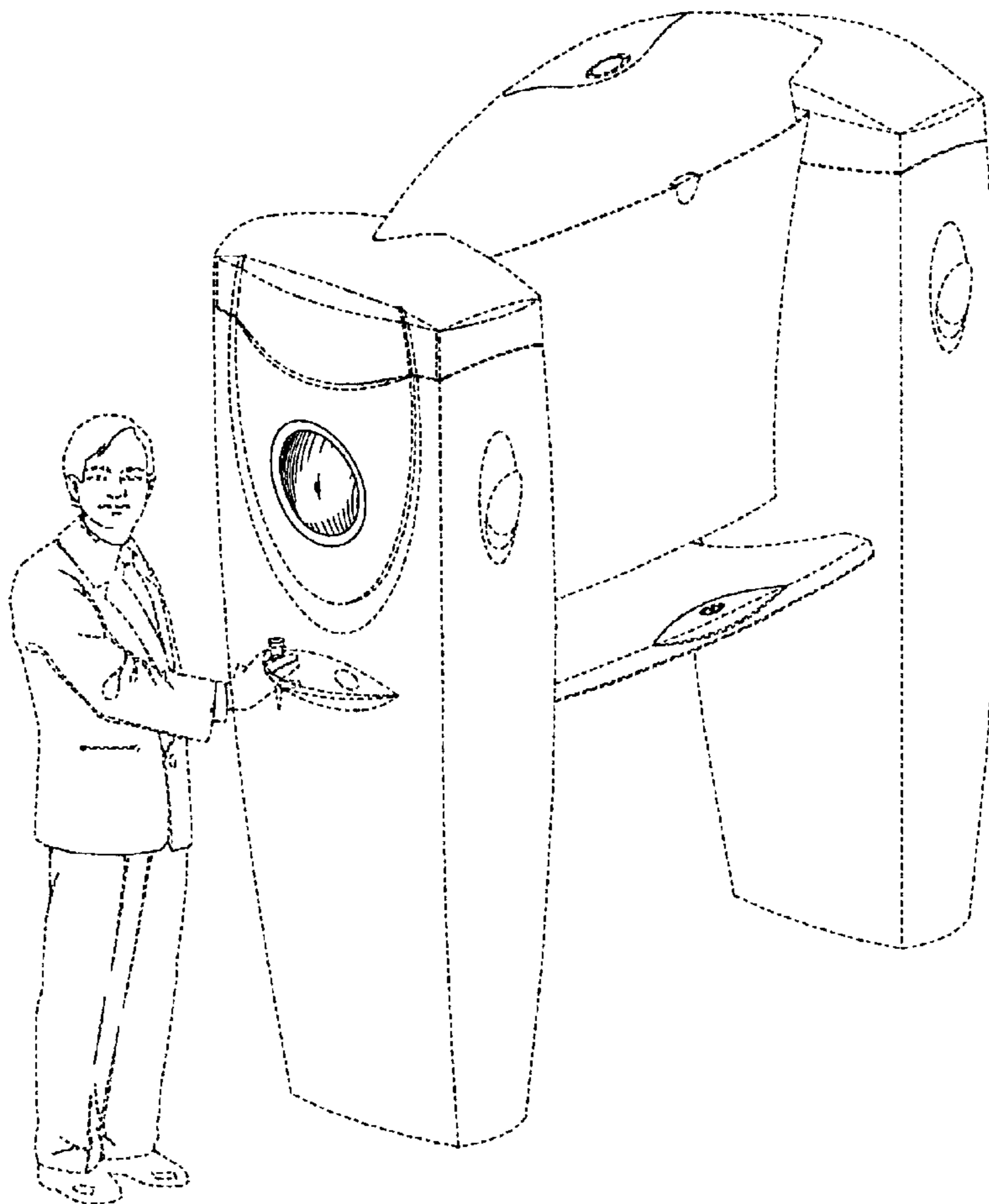
The broken lines showing in FIGS. 1–2 are for illustrative purposes only and do not form part of the claimed design.

(56) **References Cited**

U.S. PATENT DOCUMENTS

D388,230 S * 12/1997 Quinn D99/28

1 Claim, 2 Drawing Sheets



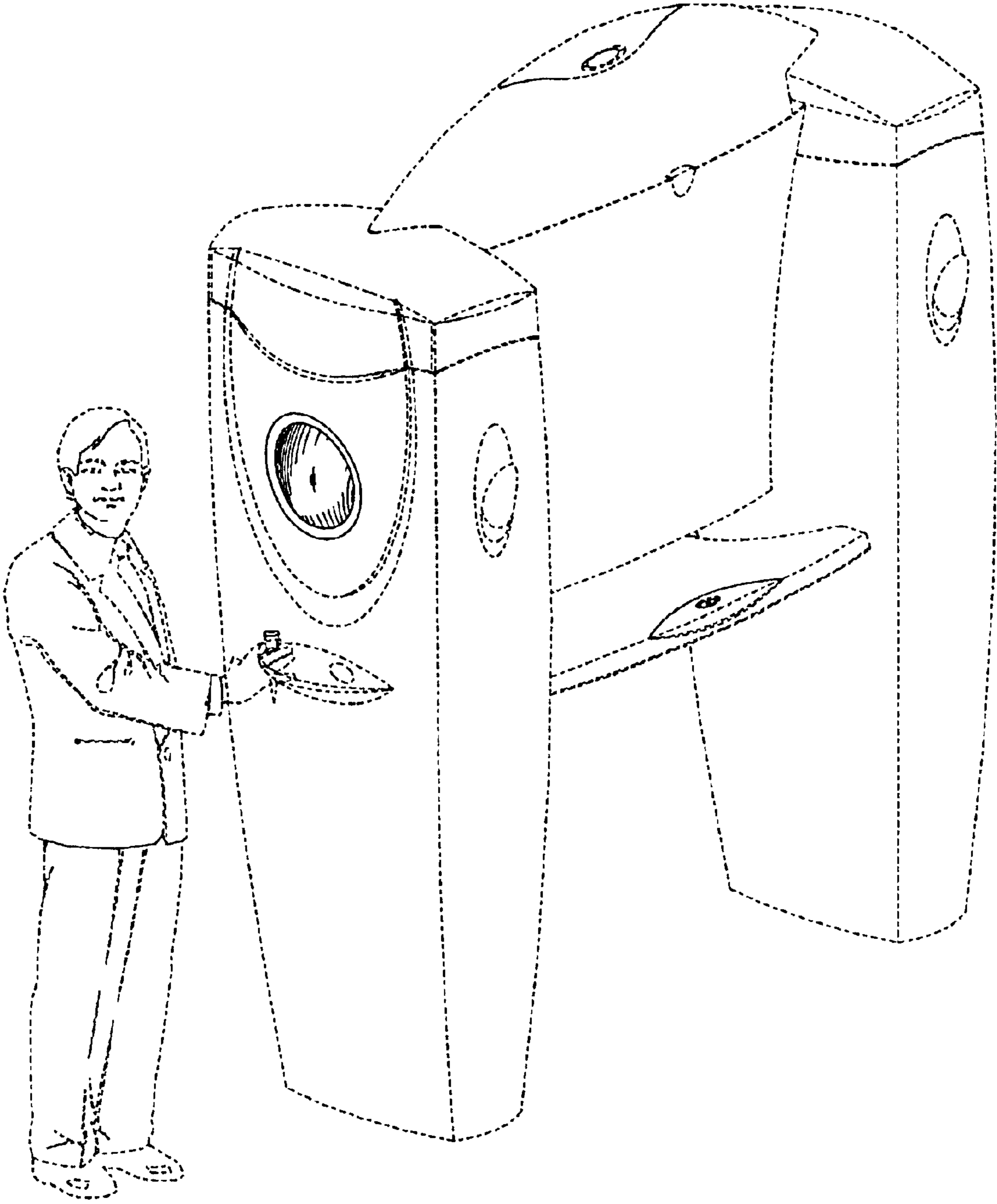


FIG. 1

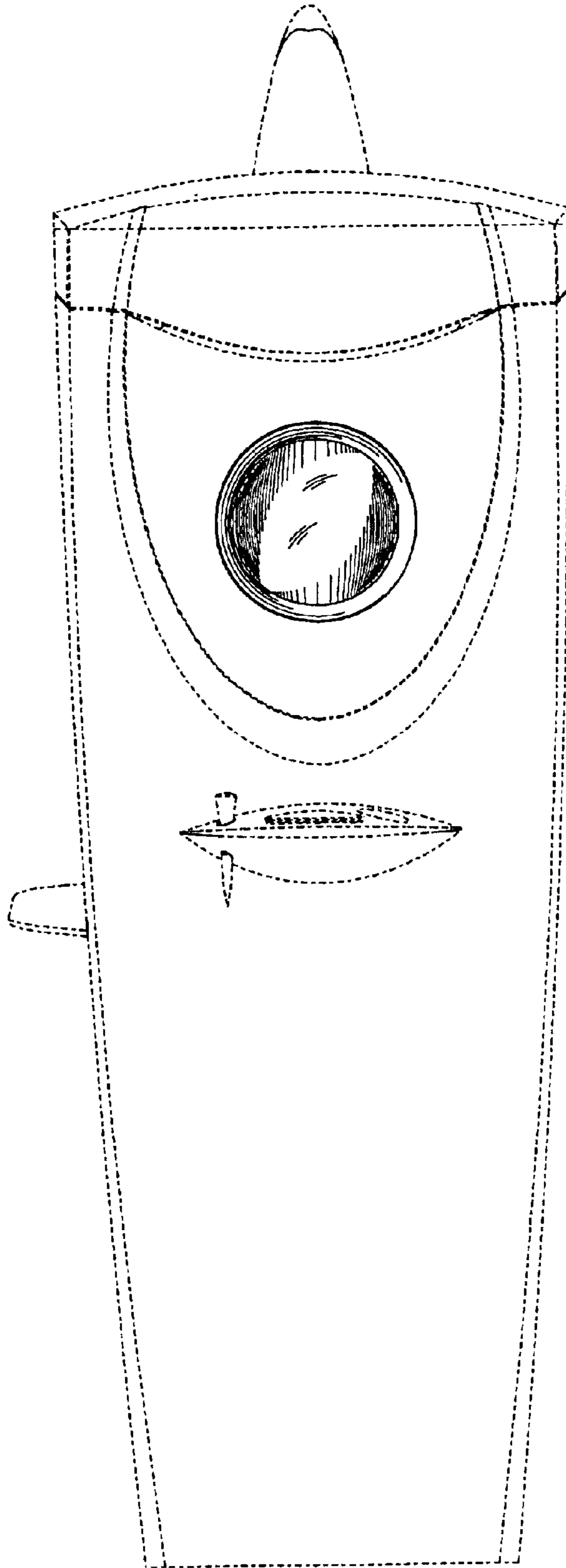


FIG. 2