

US00D505926S

(12) **United States Design Patent**  
**Inoue et al.**

(10) **Patent No.:** **US D505,926 S**  
(45) **Date of Patent:** **\*\* Jun. 7, 2005**

(54) **TELEVISION RECEIVER**

(75) Inventors: **Takashi Inoue**, Ikoma-shi (JP);  
**Toshikazu Asanuma**, Ibaraki-shi (JP);  
**Mitsuru Takami**, Takatsuki-shi (JP);  
**Tatsuyoshi Asawa**, Higashiosaka-shi  
(JP); **Noriaki Mori**, Takatsuki-shi (JP);  
**Tomohiro Ohba**, Kyoto-shi (JP)

(73) Assignee: **Matsushita Electric Industrial Co.,  
Ltd.**, Osaka (JP)

(\*\*) Term: **14 Years**

(21) Appl. No.: **29/203,314**

(22) Filed: **Apr. 13, 2004**

(30) **Foreign Application Priority Data**

Dec. 25, 2003 (JP) ..... 2003-038166

(51) **LOC (8) Cl.** ..... **14-03**

(52) **U.S. Cl.** ..... **D14/126**

(58) **Field of Search** ..... D14/125-135,  
D14/239, 371, 374-376; 312/7.2; 348/836,  
838, 180, 184, 325, 739; 341/12; 248/917-924;  
345/104, 133, 156, 168, 87, 173; 353/74

(56) **References Cited**

**U.S. PATENT DOCUMENTS**

- D354,743 S 1/1995 Vieira
- D382,259 S 8/1997 Nagai et al.
- D392,628 S 3/1998 Hayashi
- D394,248 S 5/1998 Duan
- D395,453 S 6/1998 Kawasaki et al.
- D395,454 S 6/1998 Hayashi
- D396,222 S 7/1998 Morgan et al.
- D398,911 S 9/1998 Lin
- D403,309 S 12/1998 Takemasa et al.
- D417,659 S \* 12/1999 Takemasa ..... D14/374
- D424,068 S 5/2000 Takemasa
- D434,738 S 12/2000 Takemasa
- D439,224 S \* 3/2001 Kita ..... D14/126
- D439,225 S \* 3/2001 Kita ..... D14/126

- D454,845 S 3/2002 Niitsu
- D456,370 S \* 4/2002 Kita ..... D14/126
- D458,236 S 6/2002 Bong et al.
- D458,237 S 6/2002 Niitsu
- D476,632 S \* 7/2003 Inoue et al. .... D14/126
- D486,131 S \* 2/2004 Otsuka ..... D14/126
- D494,149 S \* 8/2004 Shih ..... D14/134
- D496,009 S \* 9/2004 Takahashi et al. .... D14/126
- D496,341 S \* 9/2004 Nakata et al. .... D14/126
- D497,146 S \* 10/2004 Asanuma et al. .... D14/126
- D497,352 S \* 10/2004 Asanuma et al. .... D14/126

**FOREIGN PATENT DOCUMENTS**

- JP D970972 12/1996
- JP D1007923 4/1998
- JP D1010556 5/1998
- JP D1010557 5/1998
- JP D1066090 4/2000
- JP D1076470 6/2000
- JP D1078664 7/2000
- JP D1085915 9/2000
- JP D1186711 10/2003

\* cited by examiner

*Primary Examiner*—Raphael Barkai  
(74) *Attorney, Agent, or Firm*—Brinks Hofer Gilson &  
Lione

(57) **CLAIM**

We claim the ornamental design for a television receiver, as shown and described.

**DESCRIPTION**

FIG. 1 is a top perspective view of a television receiver of the present invention;  
FIG. 2 is a top view thereof;  
FIG. 3 is a front view thereof;  
FIG. 4 is a first side view thereof;  
FIG. 5 is a second side view thereof;  
FIG. 6 is a bottom view thereof; and,  
FIG. 7 is a rear view thereof.

**1 Claim, 4 Drawing Sheets**




FIG. 1




FIG.2

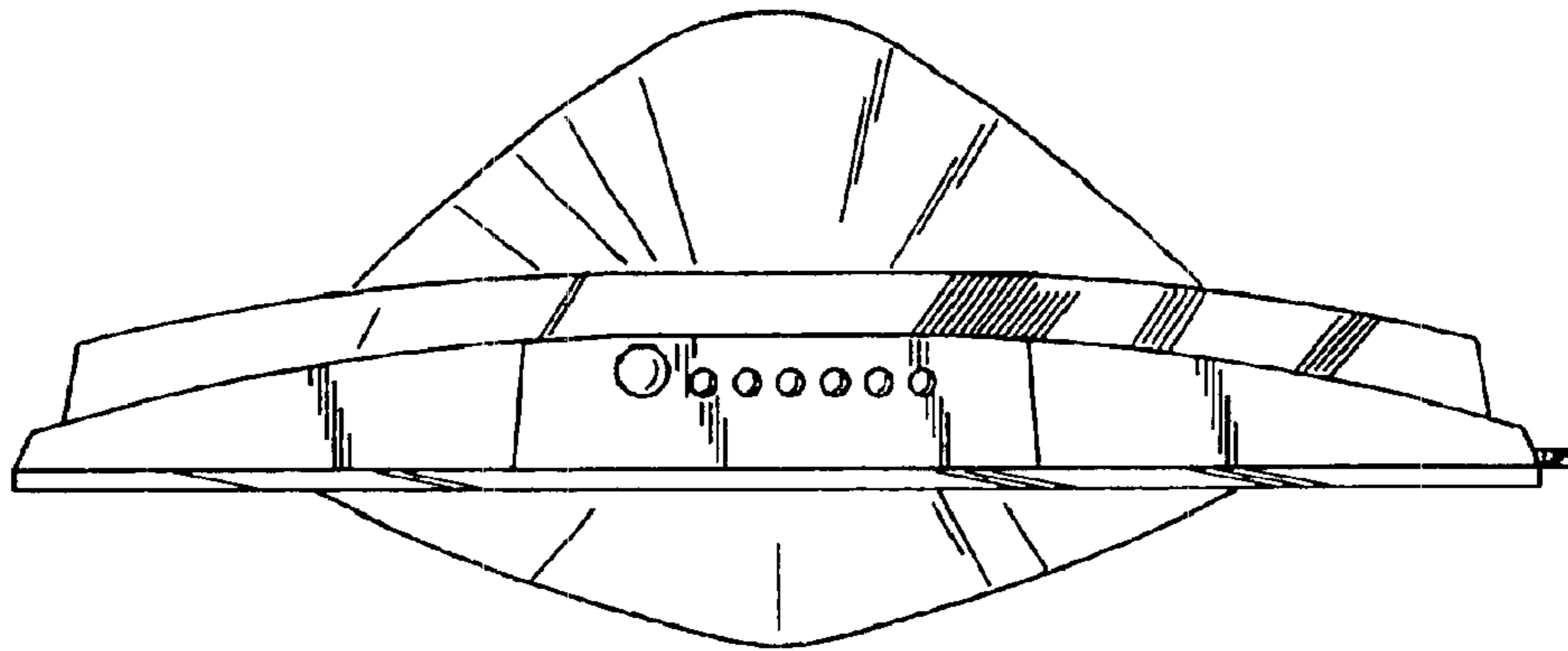


FIG.3

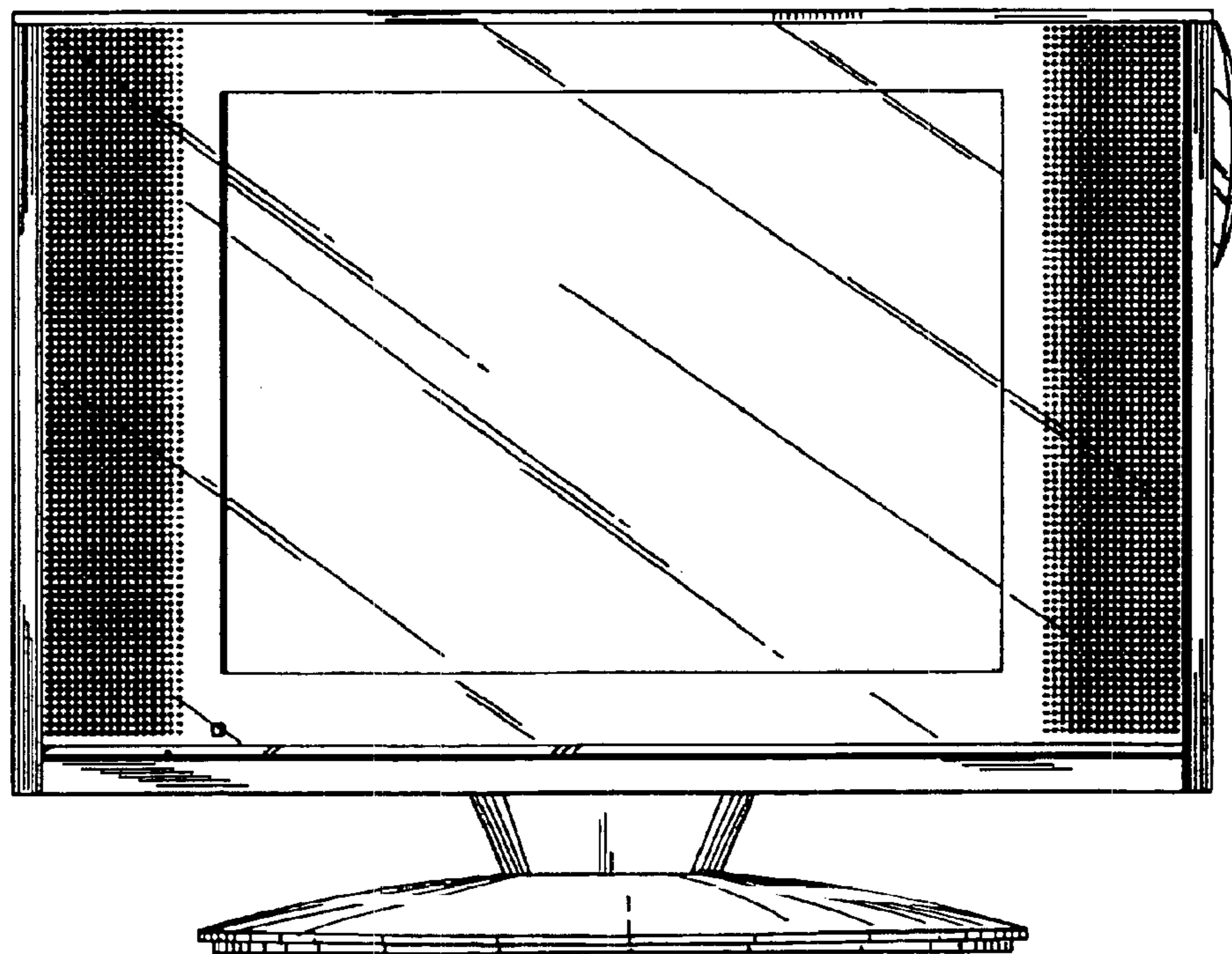


FIG.4

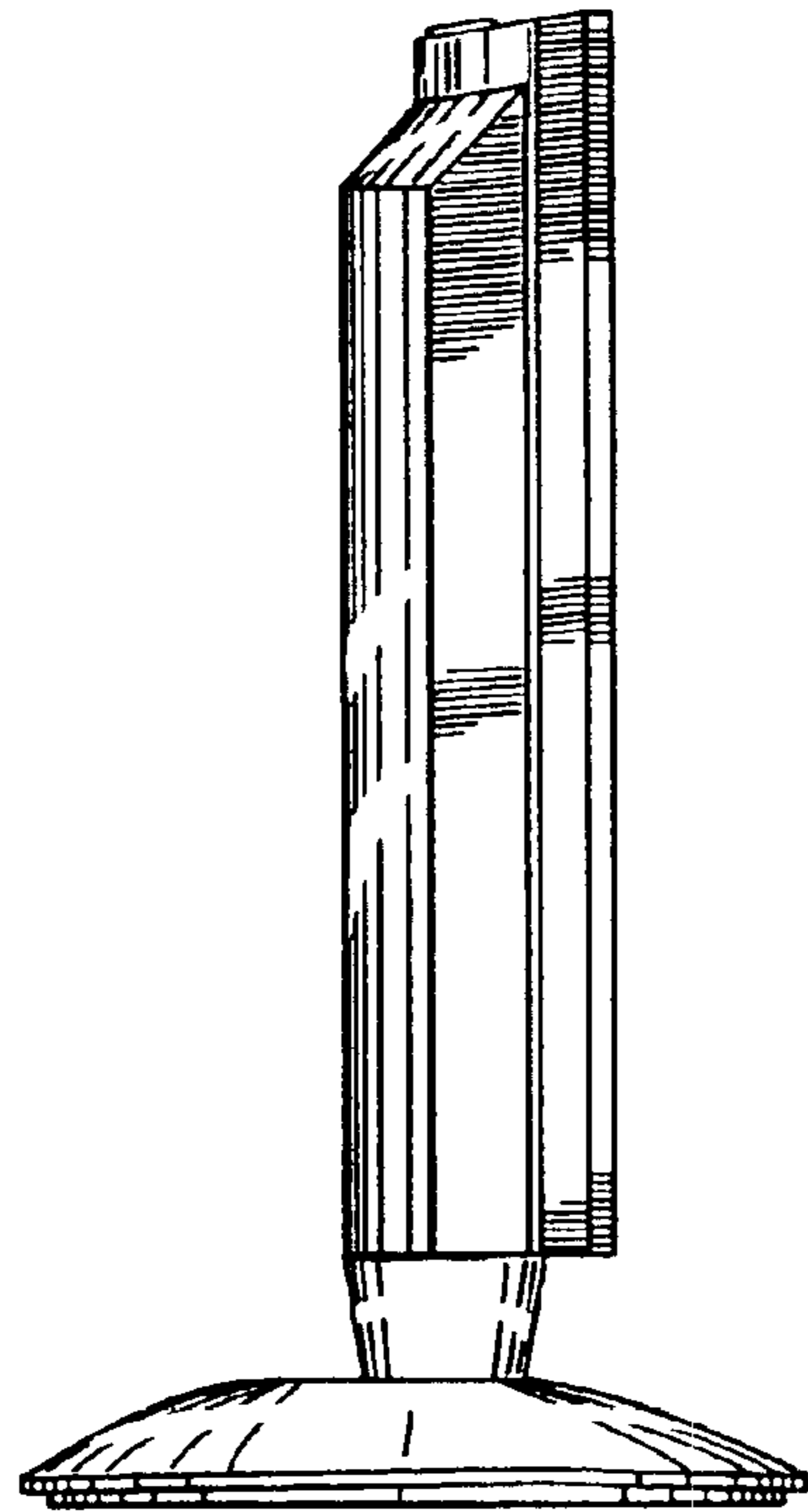


FIG.5

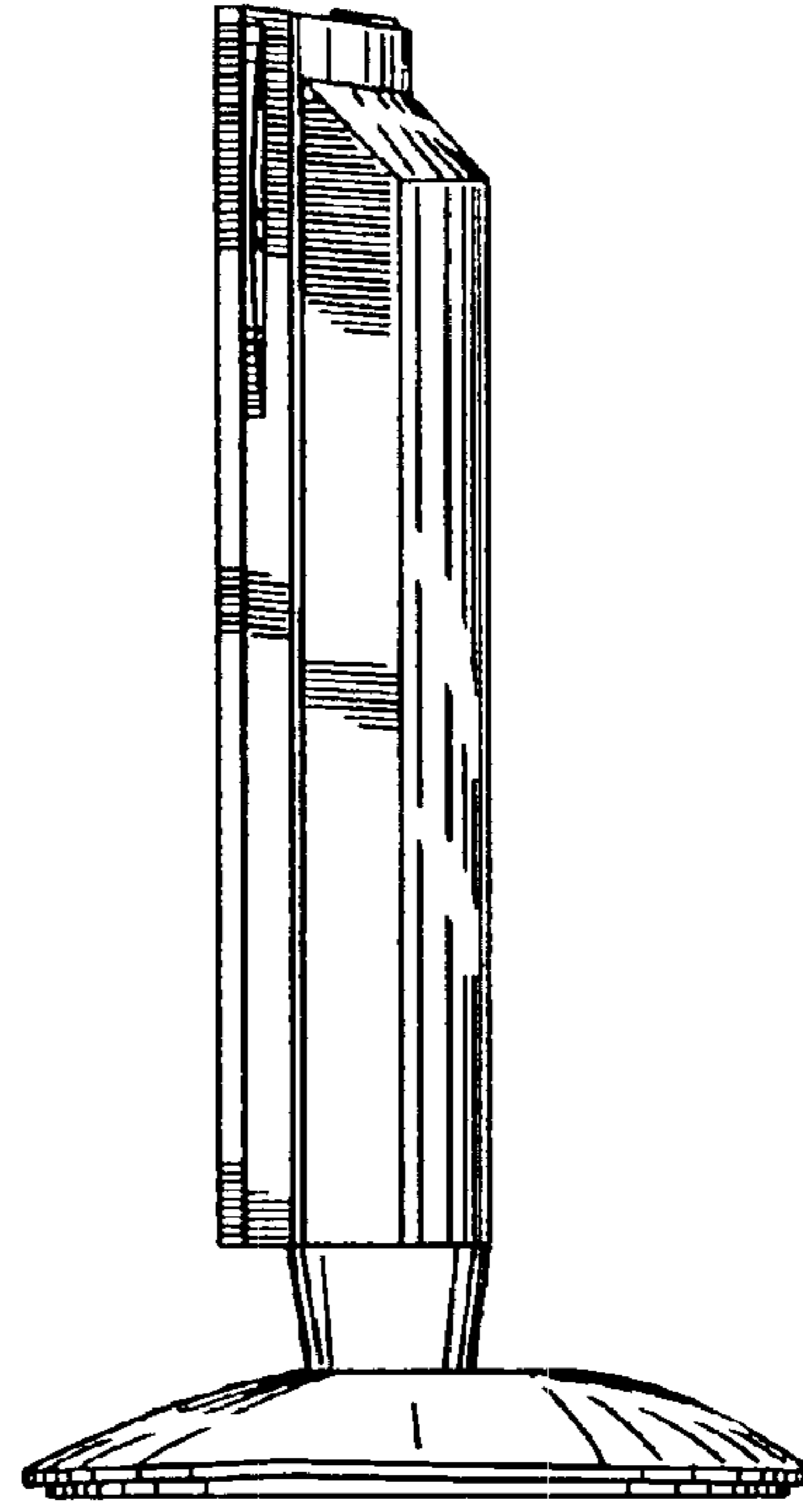


FIG.6

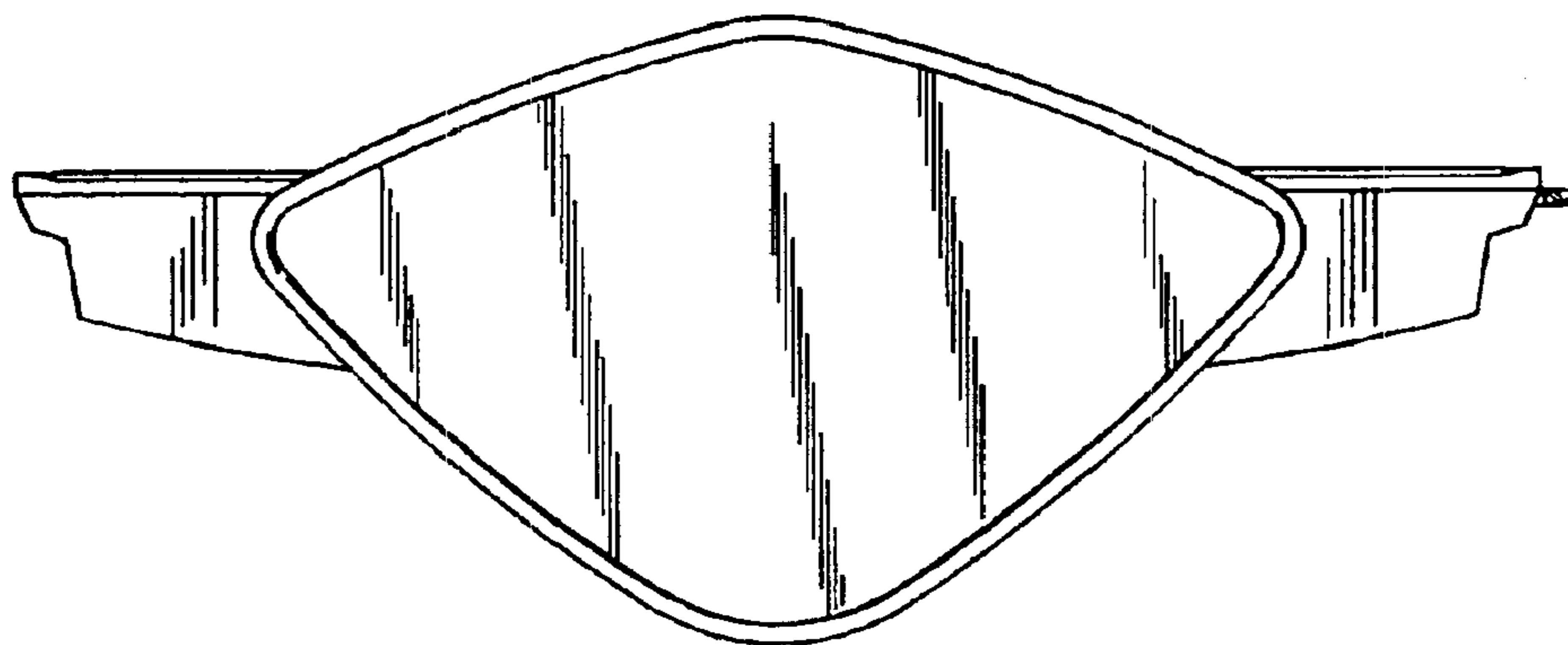


FIG. 7

