

US00D505912S

(12) **United States Design Patent**
Matsushita

(10) **Patent No.:** **US D505,912 S**
(45) **Date of Patent:** **** Jun. 7, 2005**

(54) **TREAD PORTION OF A MOTORCYCLE TIRE**

(75) Inventor: **Norinaga Matsushita**, Chuo-ku (JP)
(73) Assignee: **Bridgestone Corporation**, Tokyo (JP)
(**) Term: **14 Years**

(21) Appl. No.: **29/205,316**
(22) Filed: **May 13, 2004**

(30) **Foreign Application Priority Data**

Nov. 27, 2003 (JP) 2003-035315

(51) **LOC (8) Cl.** **12-15**
(52) **U.S. Cl.** **D12/535**
(58) **Field of Search** D12/534-538,
D12/544, 569-573, 579; 152/209.1, 209.11,
209.12, 209.13, 209.28

(56) **References Cited**

U.S. PATENT DOCUMENTS

D337,084 S	*	7/1993	Suzuki	D12/535
D339,091 S	*	9/1993	Zoeller	D12/536
D346,352 S	*	4/1994	Suzuki	D12/535
D409,536 S	*	5/1999	Haas et al.	D12/535
D457,481 S	*	5/2002	Shieh	D12/534
D487,052 S	*	2/2004	Toyozawa et al.	D12/535
D490,360 S	*	5/2004	Jackson et al.	D12/535
D490,770 S	*	6/2004	Isaka	D12/534

OTHER PUBLICATIONS

Michelin Pilot Race Front Tire, Motorcycle Accessory Warehouse Cat., p. 46.*
Pirelli Drawgon EVO Corsa Rear Tire, Motorcycle Accessory Warehouse Cat., p. 47.*

* cited by examiner

Primary Examiner—Robert M. Spear
(74) *Attorney, Agent, or Firm*—Sughrue Mion, PLLC

(57) **CLAIM**

The ornamental design for a tread portion of a motorcycle tire, as shown and described.

DESCRIPTION

FIG. 1 is a perspective view of the top, front and right side of a tread portion of a motorcycle tire showing my new design, it being understood that the tread pattern repeats itself uniformly throughout the circumference thereof; FIG. 2 is a front elevational view thereof, the top and bottom plan views being identical thereto; FIG. 3 is a rear elevational view thereof; FIG. 4 is a right side elevational view thereof; FIG. 5 is a left side elevational view thereof; FIG. 6 is an enlarged fragmentary front elevational view thereof; and, FIG. 7 is an enlarged cross-sectional view thereof taken along the line 7—7 in FIG. 6 thereof. The elements shown in broken lines are for illustrative purposes only and form no part of the claimed design.

1 Claim, 7 Drawing Sheets




FIG. 1

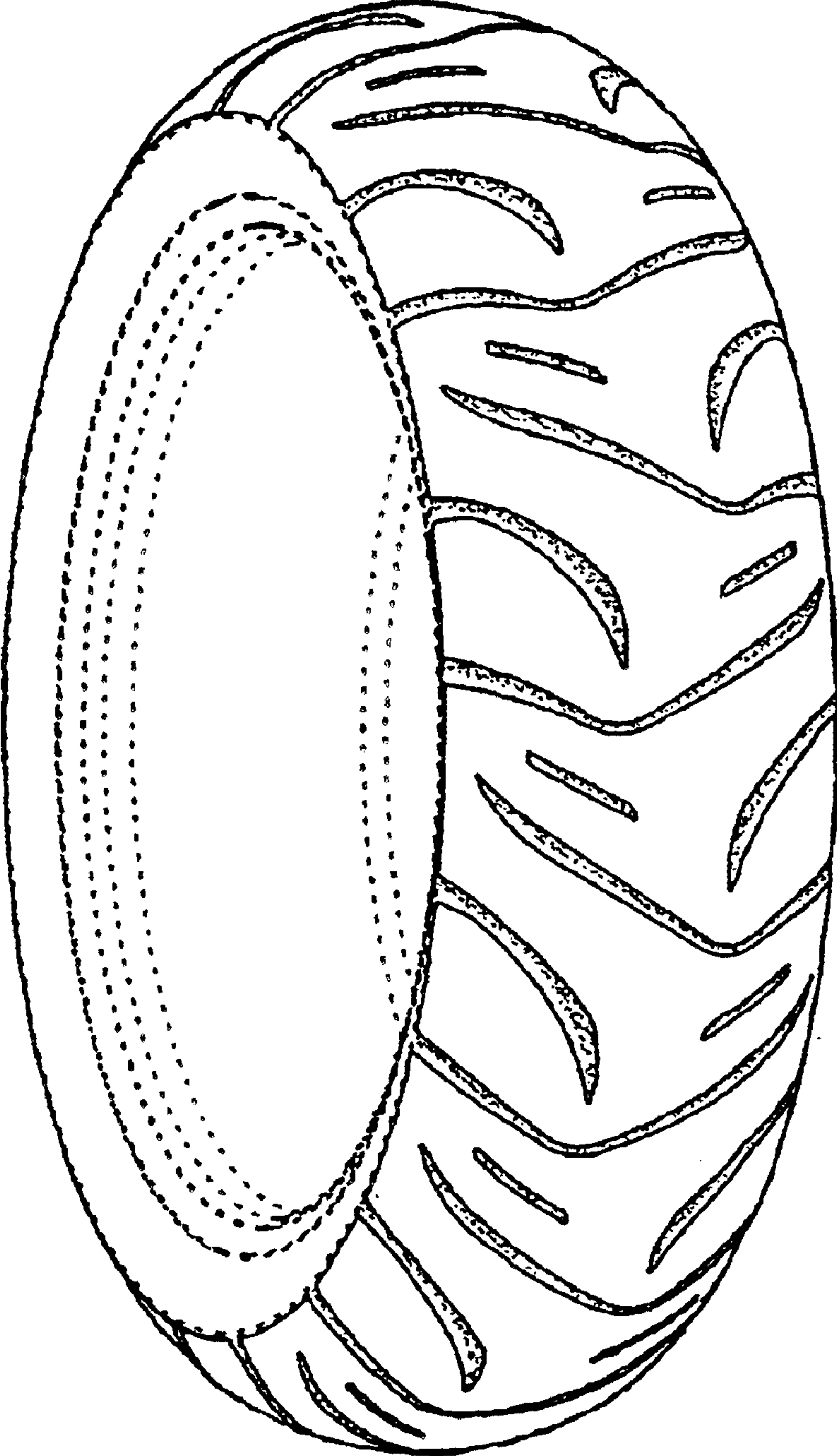


FIG. 2




FIG. 3

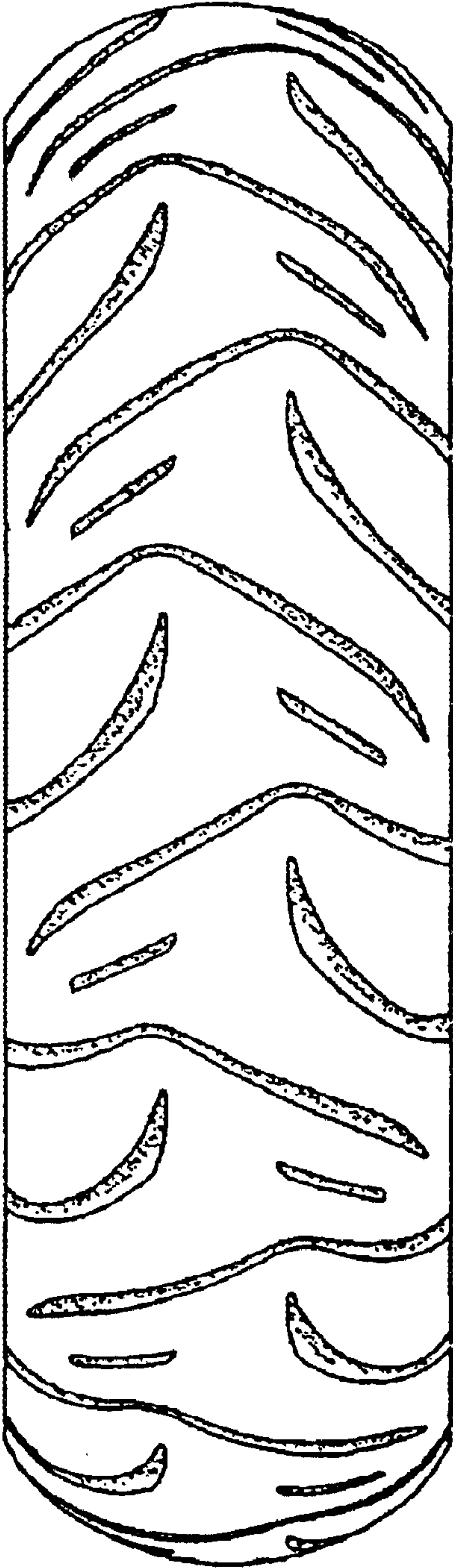


FIG. 4




FIG. 5




FIG. 6

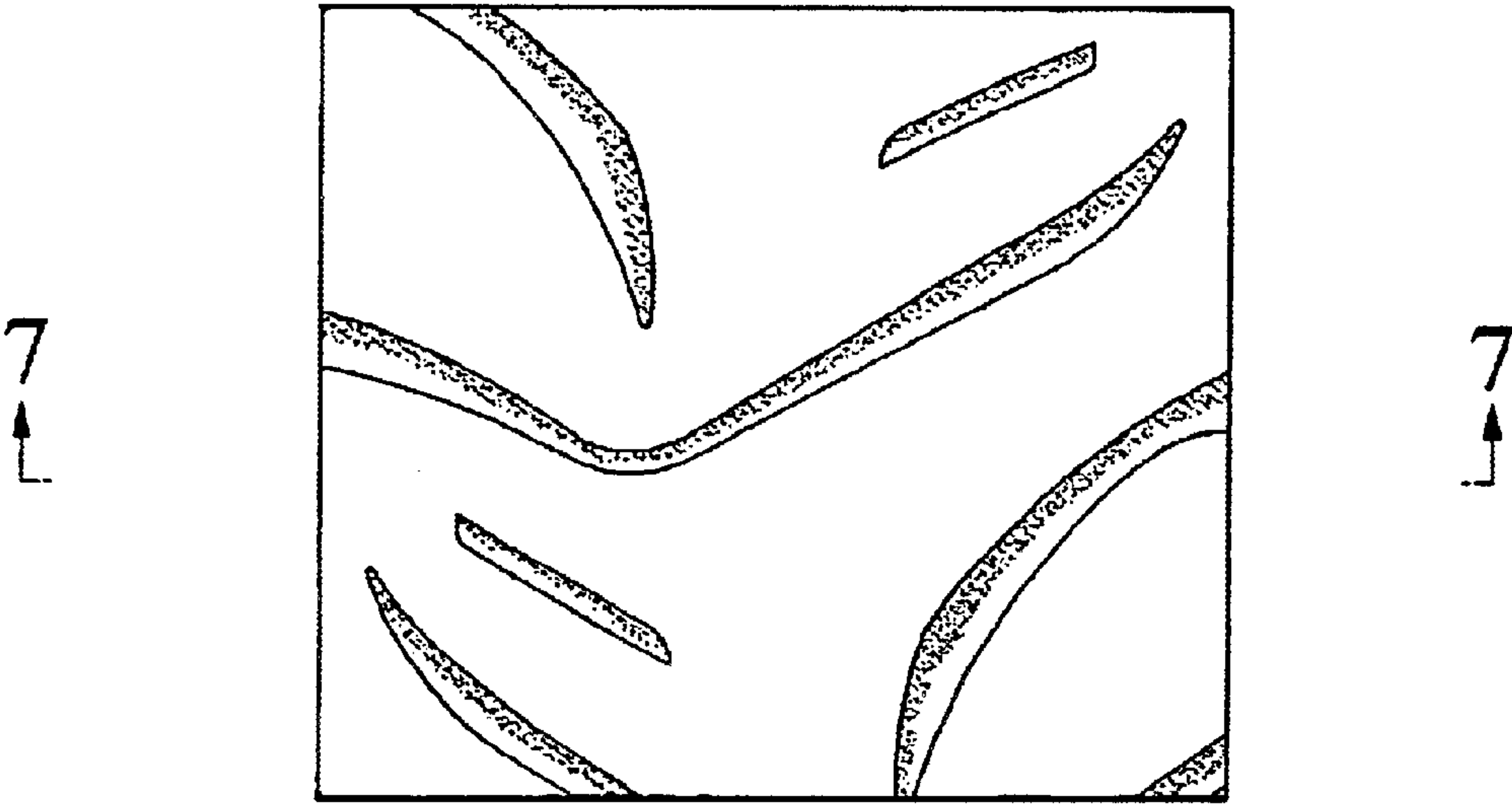


FIG. 7

