



US00D505900S

(12) **United States Design Patent**  
**Oravec, III**

(10) **Patent No.:** **US D505,900 S**  
(45) **Date of Patent:** **\*\* Jun. 7, 2005**

(54) **UTILITY VEHICLE FOLDING STEP**

(75) **Inventor:** **Anthony Oravec, III, Irmo, SC (US)**

(73) **Assignee:** **Hansen International, Inc., Lexington, SC (US)**

(\*\*) **Term:** **14 Years**

(21) **Appl. No.:** **29/193,043**

(22) **Filed:** **Nov. 3, 2003**

(51) **LOC (8) Cl. .... 12-16**

(52) **U.S. Cl. .... D12/203**

(58) **Field of Search** ..... D12/85, 87, 190,  
D12/203; 180/190, 193, 182-185; 182/90-92;  
238/14; 428/81-82; D25/62, 69

(56) **References Cited**

**U.S. PATENT DOCUMENTS**

120,517 A	10/1871	Henry	
D13,428 S	11/1882	Pope	
D15,761 S	2/1885	Babcock	
D18,720 S	* 11/1888	Howe	D12/203
D24,742 S	* 10/1895	Hummel	D12/203
865,375 A	9/1907	Frye	
1,140,055 A	* 5/1915	Mumma	280/164.1
D67,020 S	* 4/1925	Dunham	D12/203
1,556,601 A	* 10/1925	Hills	280/164.1
1,765,891 A	* 6/1930	Waggoner	280/163
1,953,298 A	4/1934	Goodwin	
2,130,837 A	9/1938	Brenner	
2,158,949 A	5/1939	Saries et al.	

3,986,503 A	10/1976	Le Guillon
4,462,486 A	7/1984	Dignan
D276,716 S	12/1984	Dignan
D445,076 S	7/2001	Weinerman
D449,264 S	10/2001	Weinerman
6,471,002 B1	10/2002	Weinerman

\* cited by examiner

*Primary Examiner*—Robert M. Spear

(74) *Attorney, Agent, or Firm*—McNair Law Firm, P.A.

(57) **CLAIM**

The ornamental design for a utility vehicle folding step, as shown and described.

**DESCRIPTION**

FIG. 1 is a perspective view of a utility vehicle folding step in the down position;

FIG. 2 is a perspective view of another embodiment of the utility vehicle folding step in the down position;

FIG. 3 is a bottom view thereof showing the step in the up position;

FIG. 4 is a top view thereof;

FIG. 5 is a front view thereof showing the step in the up position shown removed from its support bracket for clarity.

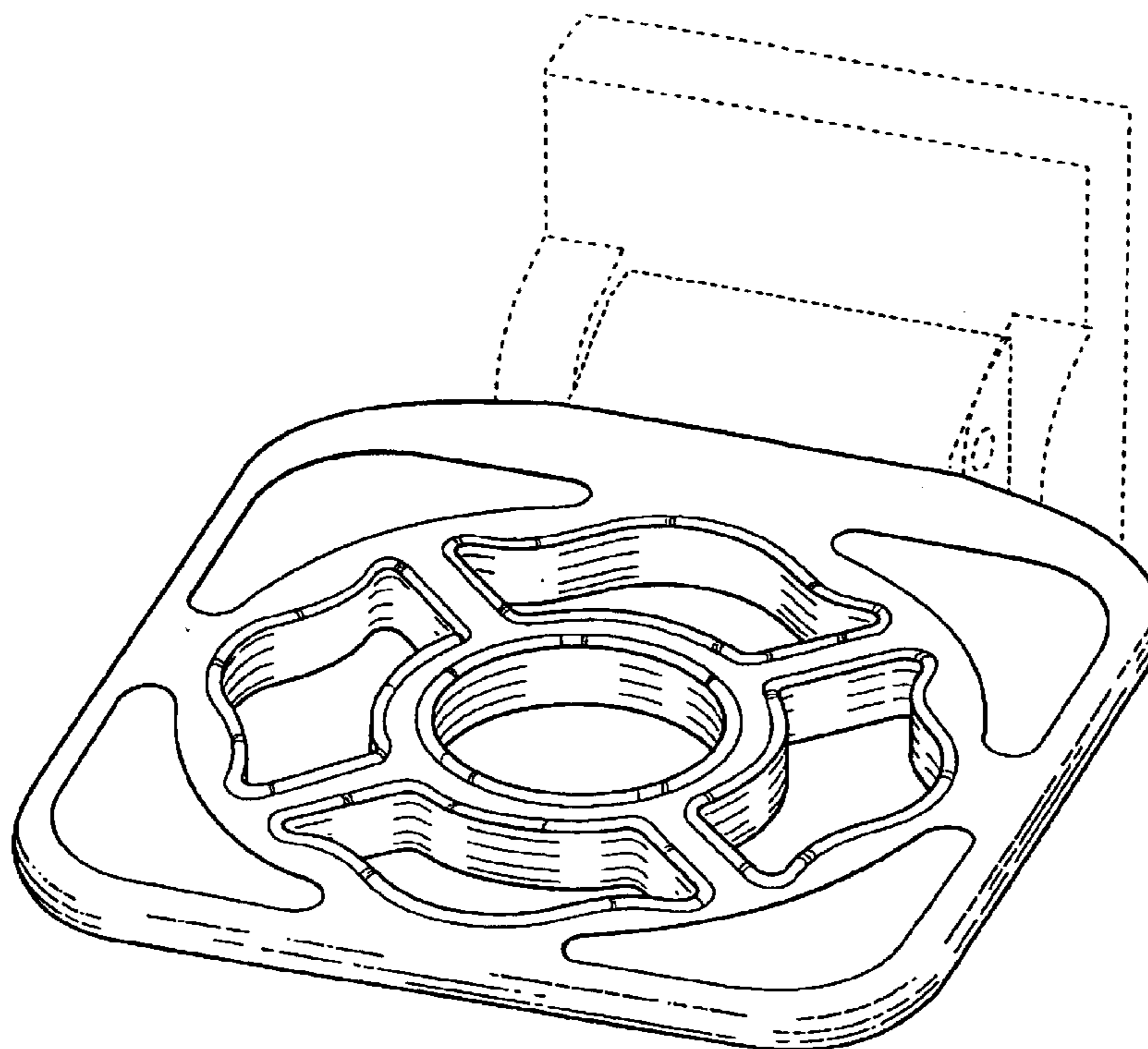
FIG. 6 is a back view thereof;

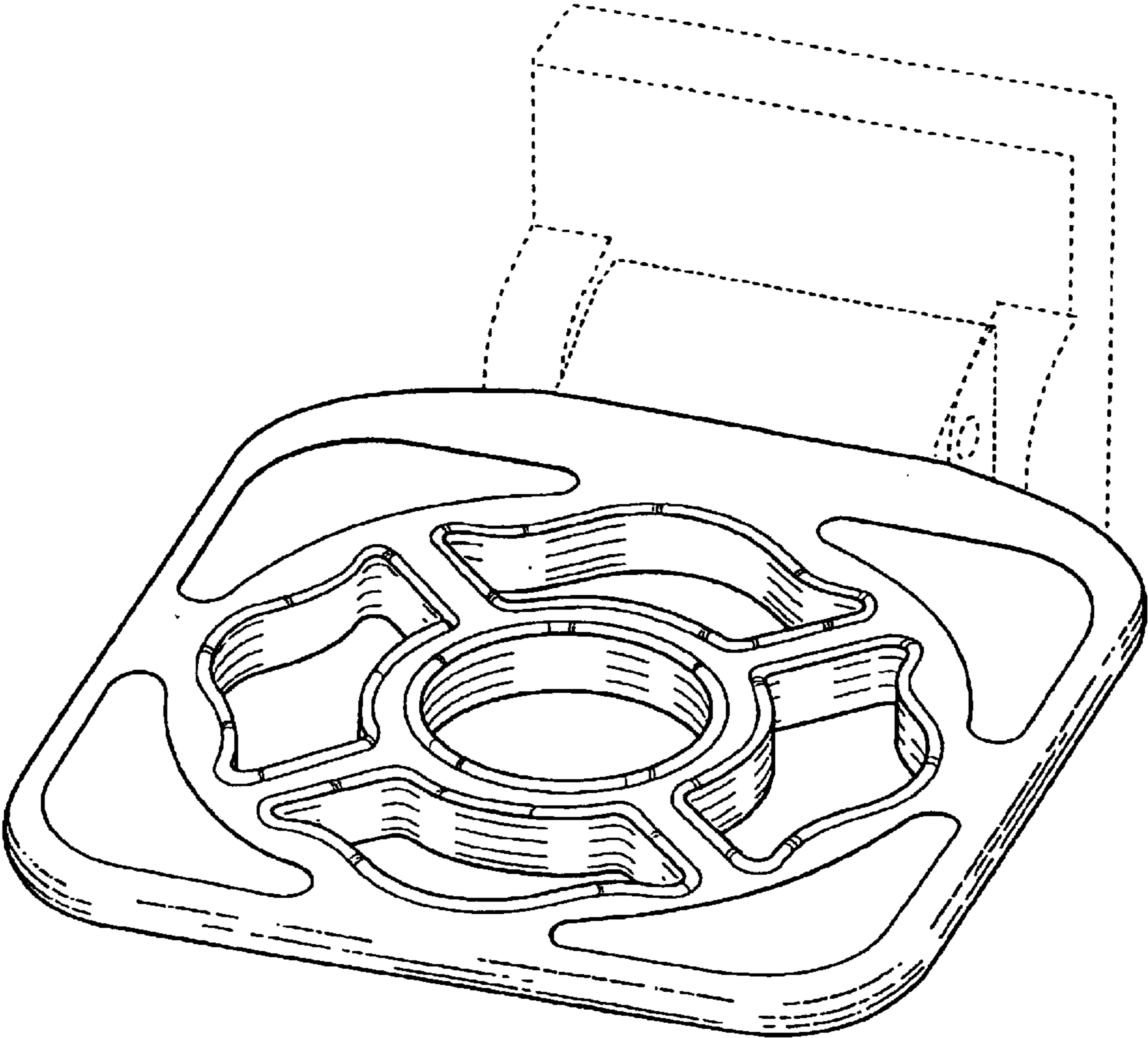
FIG. 7 is a left side view thereof; and,

FIG. 8 is a right side view thereof.

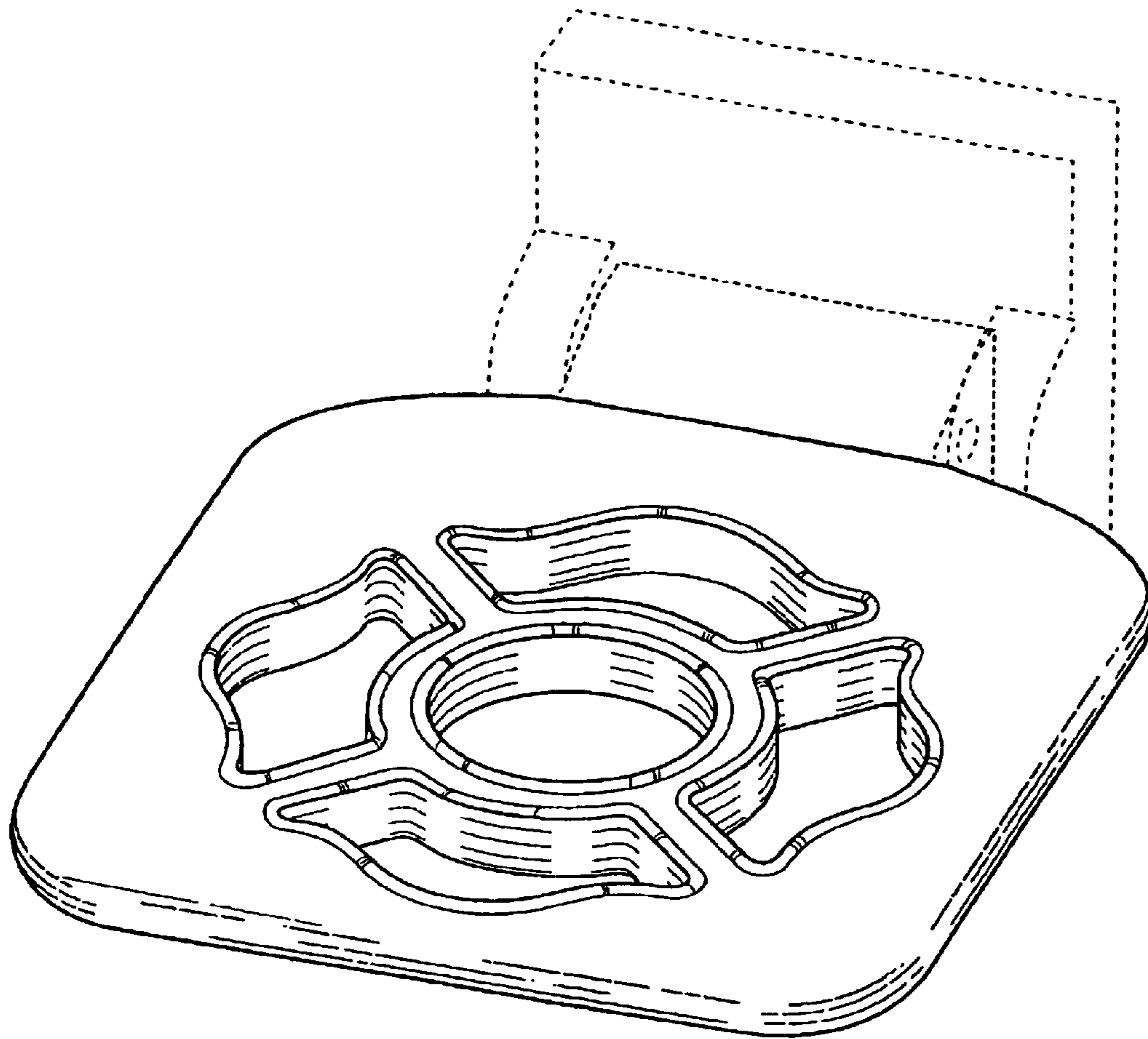
The broken lines in the drawings represent environmental structure and form no part of the claim design.

**1 Claim, 4 Drawing Sheets**

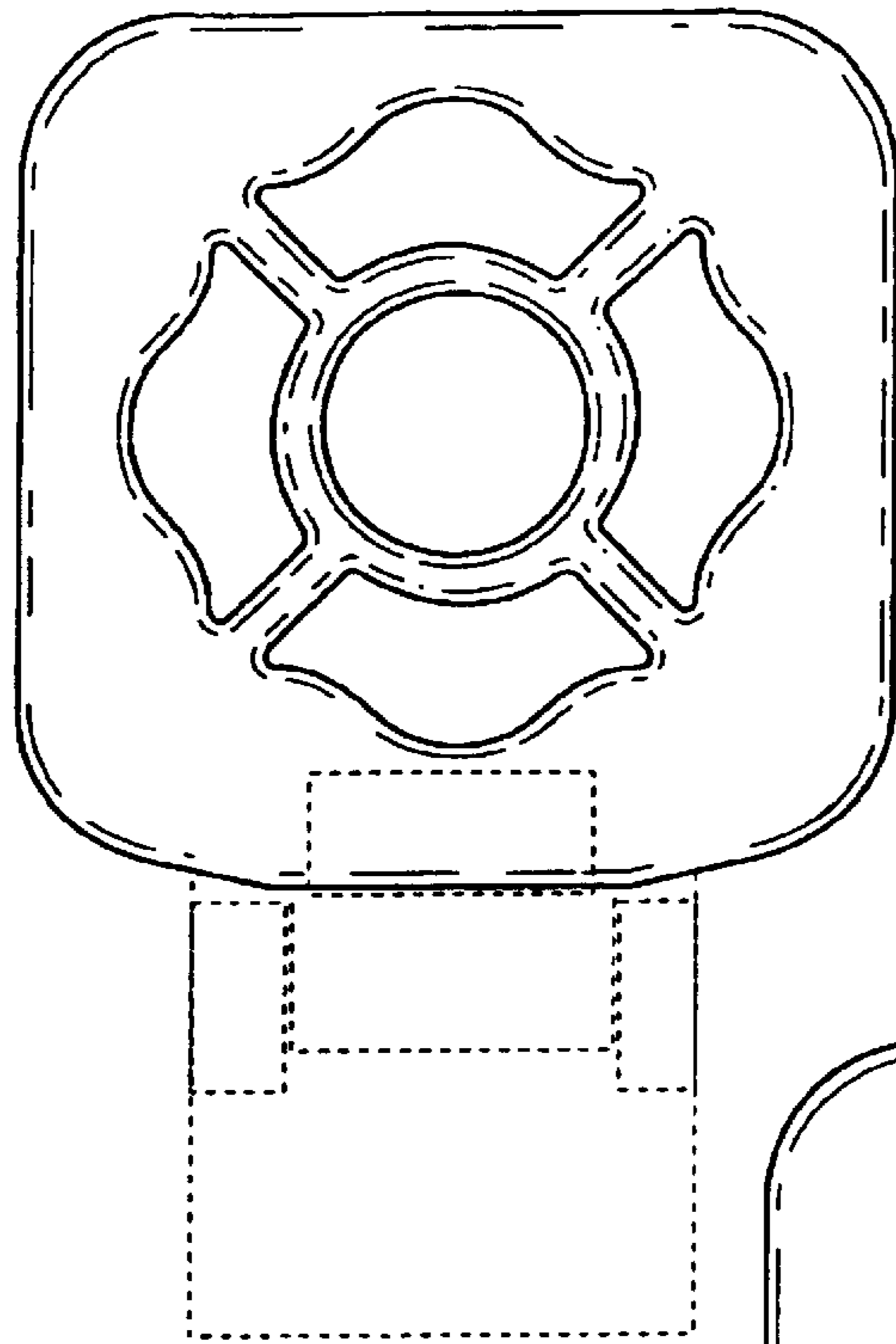




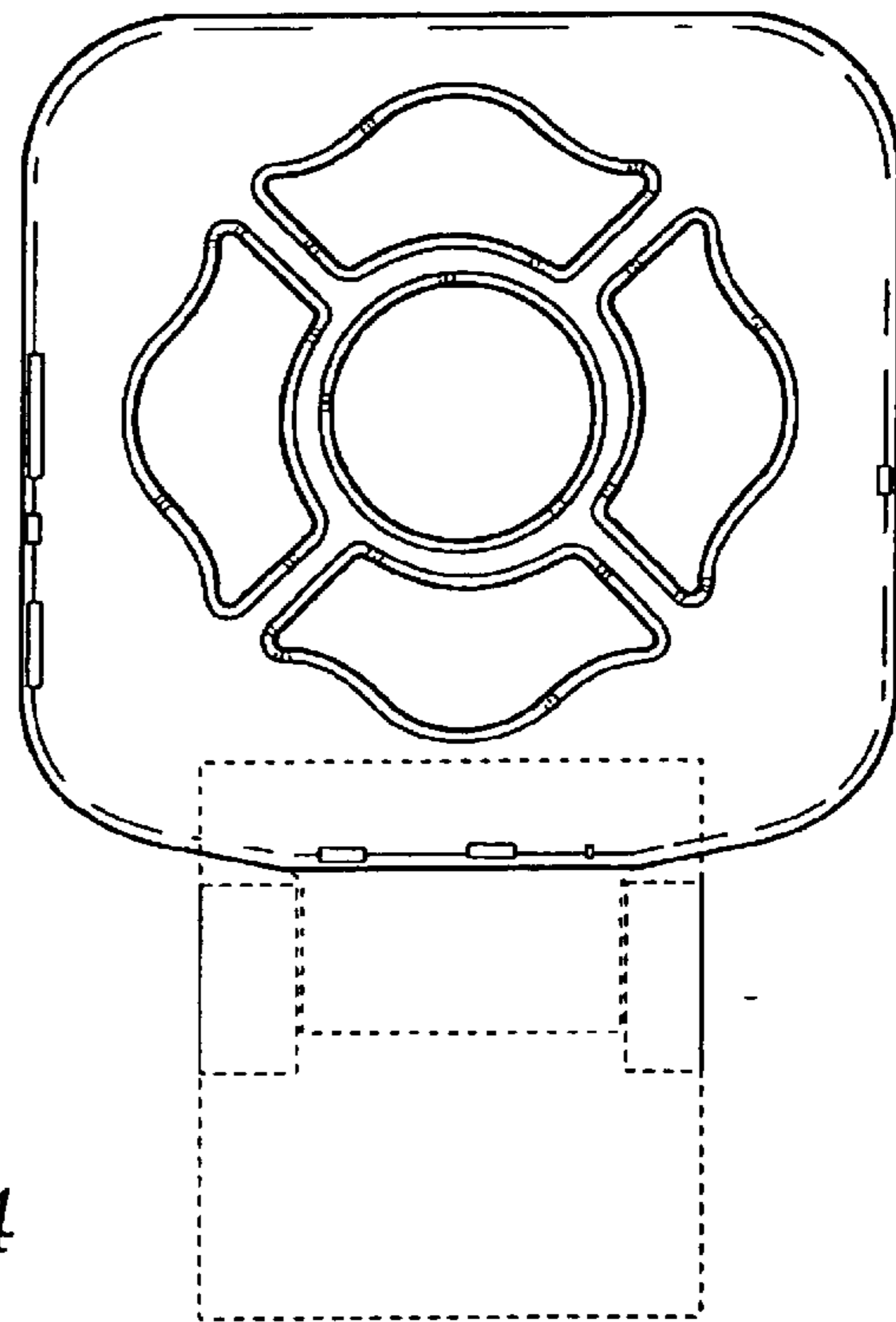
*Fig. 1*



*Fig. 2*




*Fig. 3*




*Fig. 4*

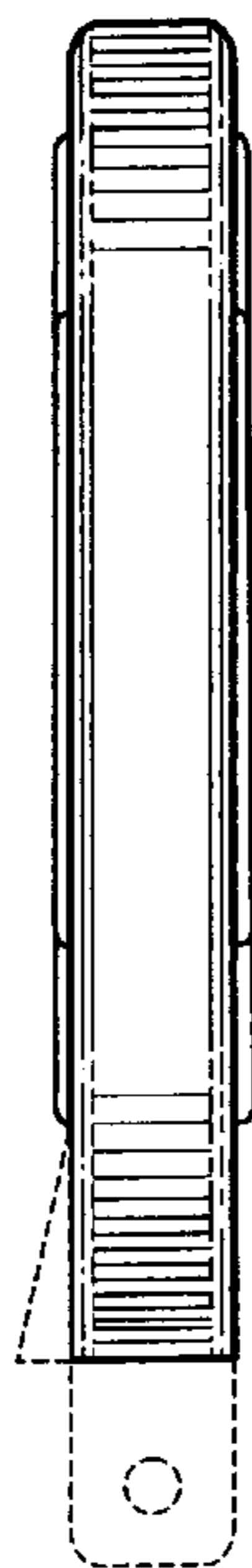
*Fig. 5*



*Fig. 6*



*Fig. 7*



*Fig. 8*

