

US00D505884S

(12) **United States Design Patent**  
**Weiser**

(10) **Patent No.:** **US D505,884 S**  
(45) **Date of Patent:** **\*\* Jun. 7, 2005**

(54) **NOVELTY STANDARD**

(75) Inventor: **Margaret Weiser**, Tarzana, CA (US)

(73) Assignee: **Exhart Environmental Systems, Inc.**,  
Chatsworth, CA (US)

(\*\*) Term: **14 Years**

(21) Appl. No.: **29/179,699**

(22) Filed: **Apr. 11, 2003**

(51) **LOC (8) Cl.** ..... **11-04**

(52) **U.S. Cl.** ..... **D11/164**

(58) **Field of Search** ..... D11/131, 157,  
D11/158, 162, 164, 3, 20, 86, 130, 181,  
182; 267/166, 286, 287, 291, 292, 293,  
69, 73, 74, 157, 182; 248/511, 530, 27.8,  
112, 156, 160, 175, 176.1, 183.3, 599-601,  
617, 622-625, 628, 630, 560, 565, 578,  
597, 415, 417, 418; D3/207-212, 215,  
318, 327, 328; D6/315, 317, 328, 411,  
412, 462, 490, 499, 504, 550, 566; D8/373,  
376, 380, 499; D16/339; D19/44; D20/41;  
D21/412, 413, 455, 465-467, 482, 585,  
587, 589, 658, 661, 693, 700, 796; D22/120,  
147; D26/60, 61, 153, 154; 211/29, 67,  
68, 69.6, 69.8, 70.8, 105.5, 106, 119, 120,  
181.1; 16/63, 72, 75, 76, 78, 147, DIG. 36;  
446/227, 317, 322, 323, 365, 379, 380,  
381, 390, 396, 486, 487, 490; 116/22 A,  
57, 63 P, 63 R, 314, 173-175, 209

(56) **References Cited**

**U.S. PATENT DOCUMENTS**

100,926 A *	3/1870	Rhineland	267/166
132,213 A *	10/1872	Murray	267/166
192,175 A *	5/1877	Ludium	267/166
210,027 A *	11/1878	Hansell	267/166
225,020 A *	3/1880	Pettengill	248/318
339,762 A *	4/1886	Goewey	267/166
457,687 A *	8/1891	Weimer	248/327
462,971 A *	11/1891	Pfingst	267/166
D22,645 S *	7/1893	Gutlohn	D2/895

828,512 A *	8/1906	Sanders	24/17 R
1,355,046 A *	10/1920	Jones	292/120
2,082,272 A *	6/1937	Zinnow	482/90
2,243,912 A *	6/1941	Legler	248/451
2,260,606 A *	10/1941	Clark	267/166
2,351,726 A *	6/1944	Wallace	267/166
2,698,598 A *	1/1955	Hadley	119/708
3,732,594 A *	5/1973	Mills	16/72
D474,421 S *	5/2003	Weiser	D11/162

**OTHER PUBLICATIONS**

Belknap Hardware & Manufacturing Co., 1940 Catalog, p. 2527: plated spring assortments.\*

\* cited by examiner

*Primary Examiner*—Dominic Simone

(74) *Attorney, Agent, or Firm*—Cislo & Thomas LLP

(57) **CLAIM**

The ornamental design for a novelty standard, as shown and described herein.

**DESCRIPTION**

FIG. 1. Is a front elevational view of my novelty standard with the dashed line showing for illustrative purposes only and to which no claim is made;

FIG. 2. Is a rear elevational view thereof;

FIG. 3. Is a left side elevational view thereof;

FIG. 4. Is a right side elevational view thereof;

FIG. 5. Is a top view thereof; and

FIG. 6. Is a bottom view thereof.

FIG. 7. Is a front elevational view of an alternative embodiment of my novelty standard with the dotted line showing for illustrative purposes only and to which no claim is made.

FIG. 8. Is a rear elevational view thereof of the FIG. 7 embodiment;


FIG. 9. Is a left side elevational view of the FIG. 7 embodiment;

FIG. 10. Is a right side elevational view of the FIG. 7 embodiment;

FIG. 11. Is a top view of the FIG. 7 embodiment; and,

FIG. 12. Is a bottom view of the FIG. 7 embodiment.

**1 Claim, 4 Drawing Sheets**






FIG. 1




FIG. 2



FIG. 3



FIG. 4

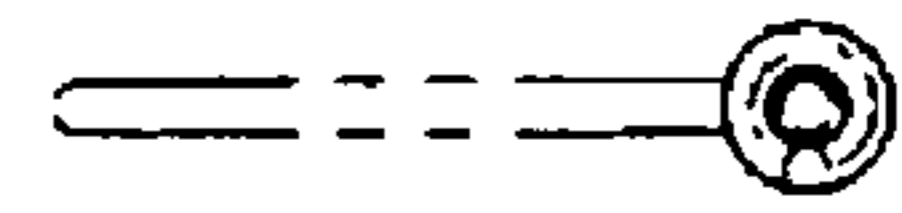


FIG. 5

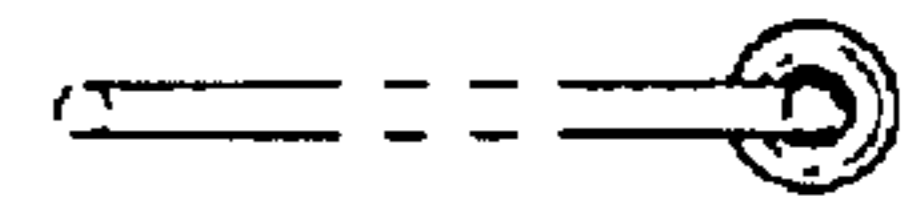


FIG. 6

FIG. 7

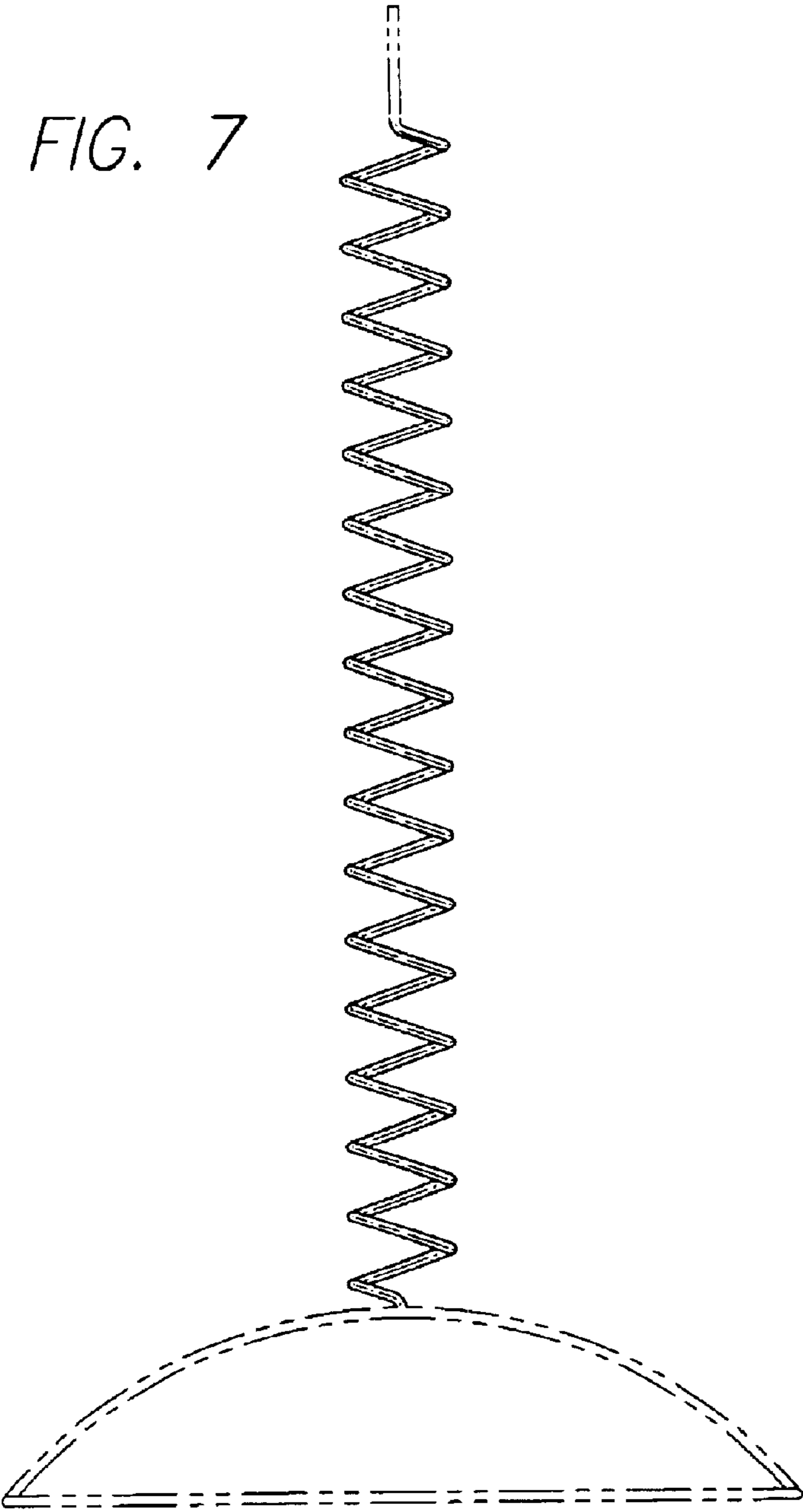


FIG. 8

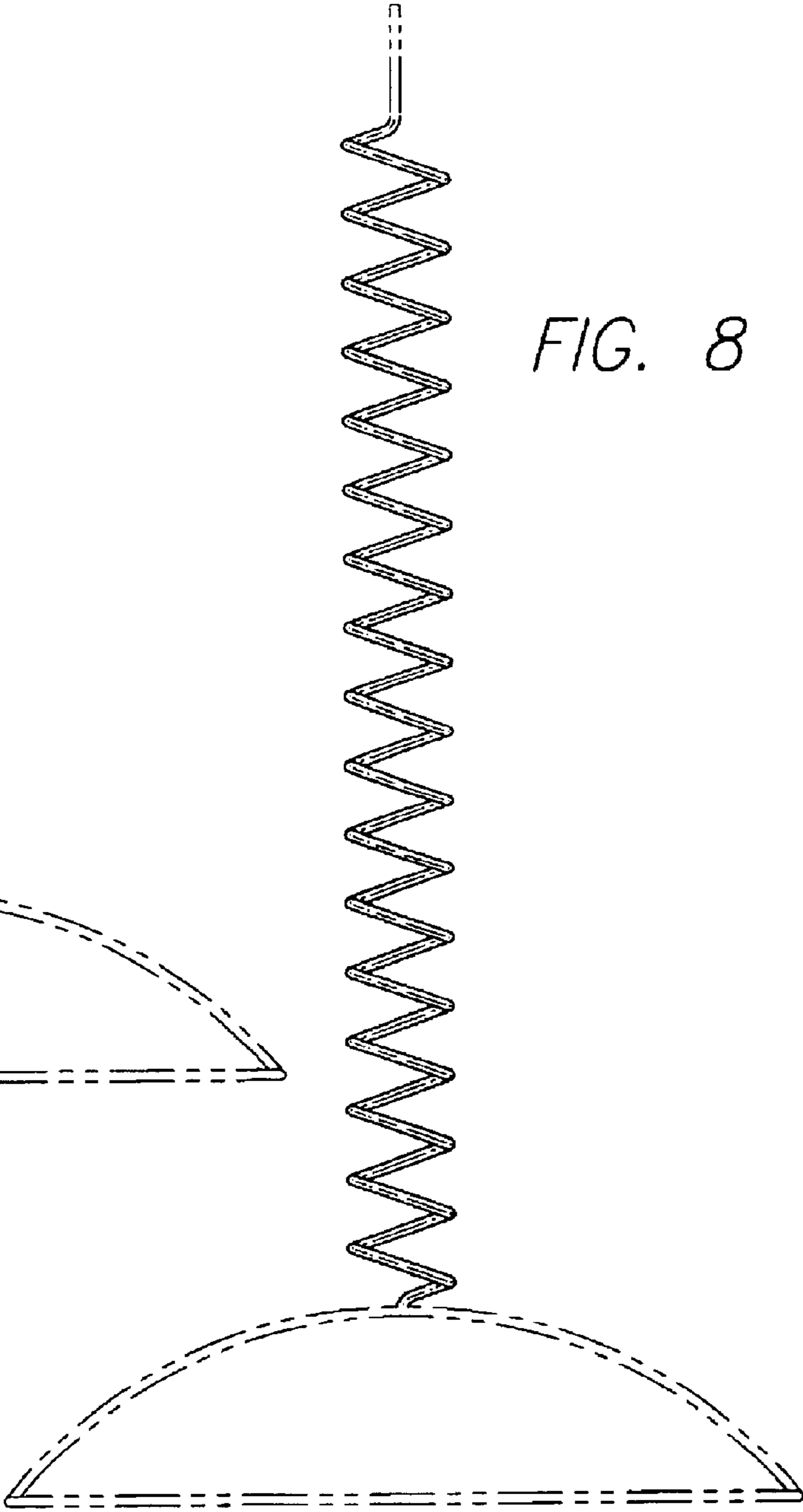


FIG. 9

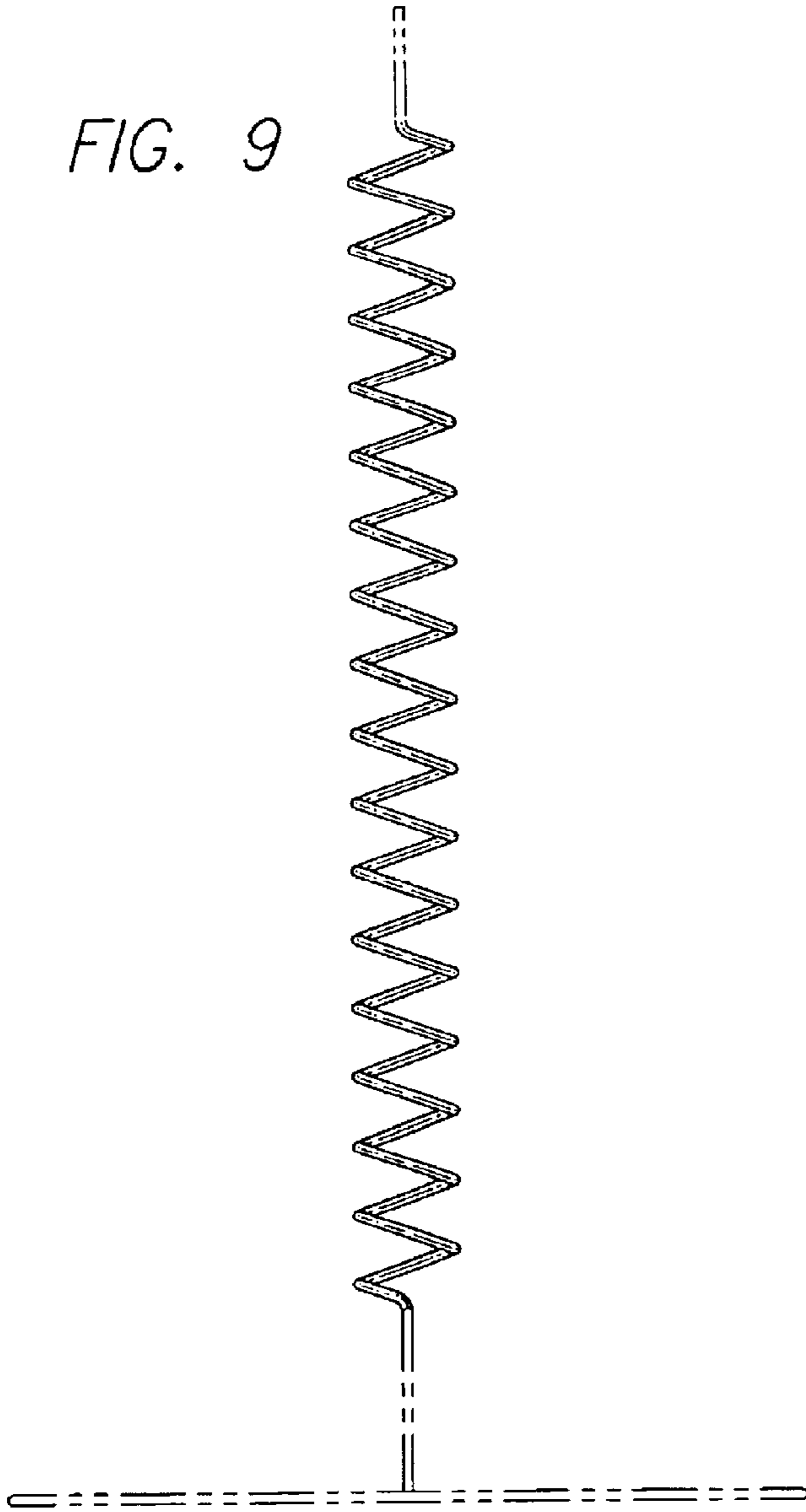
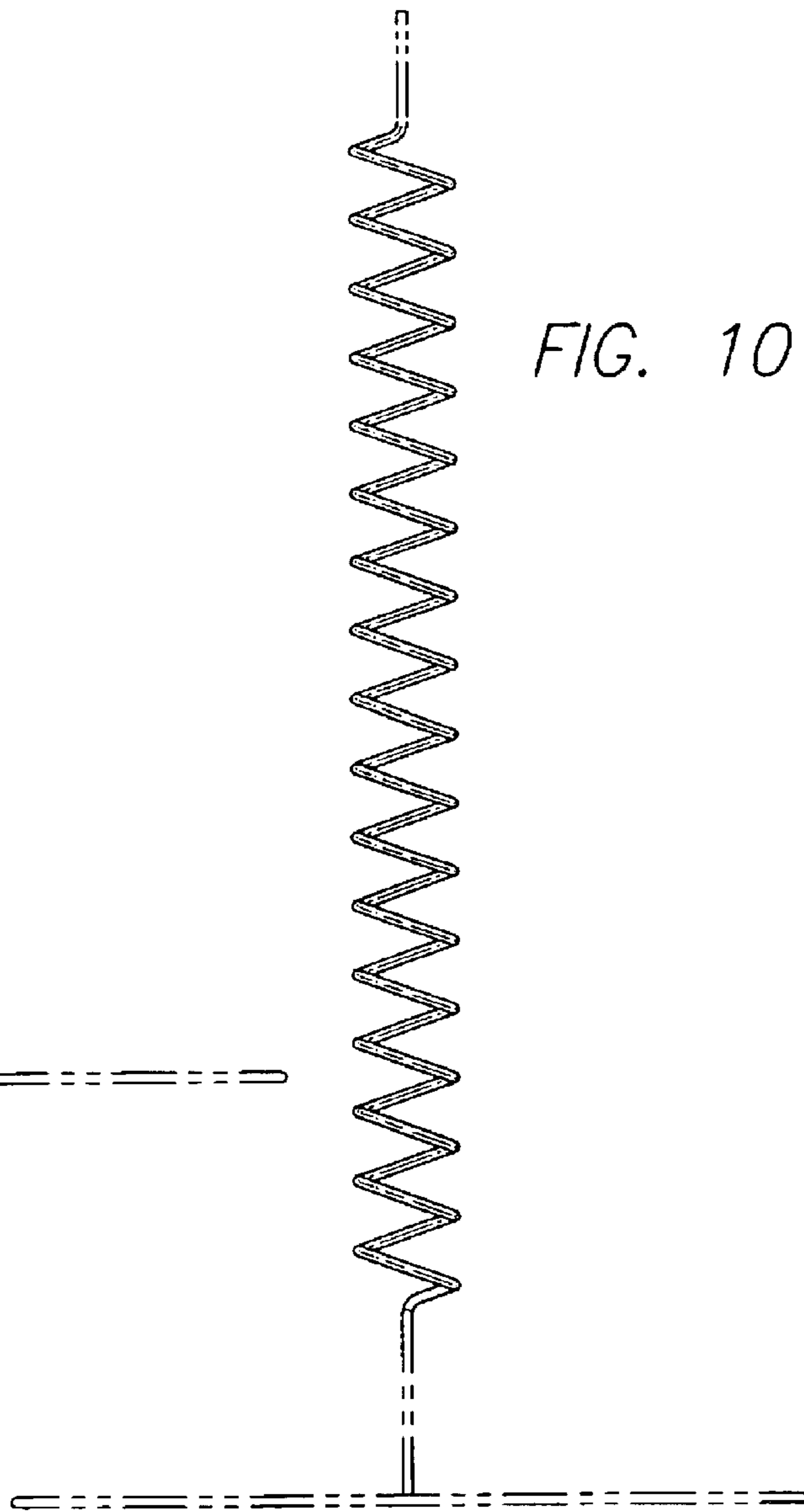


FIG. 10



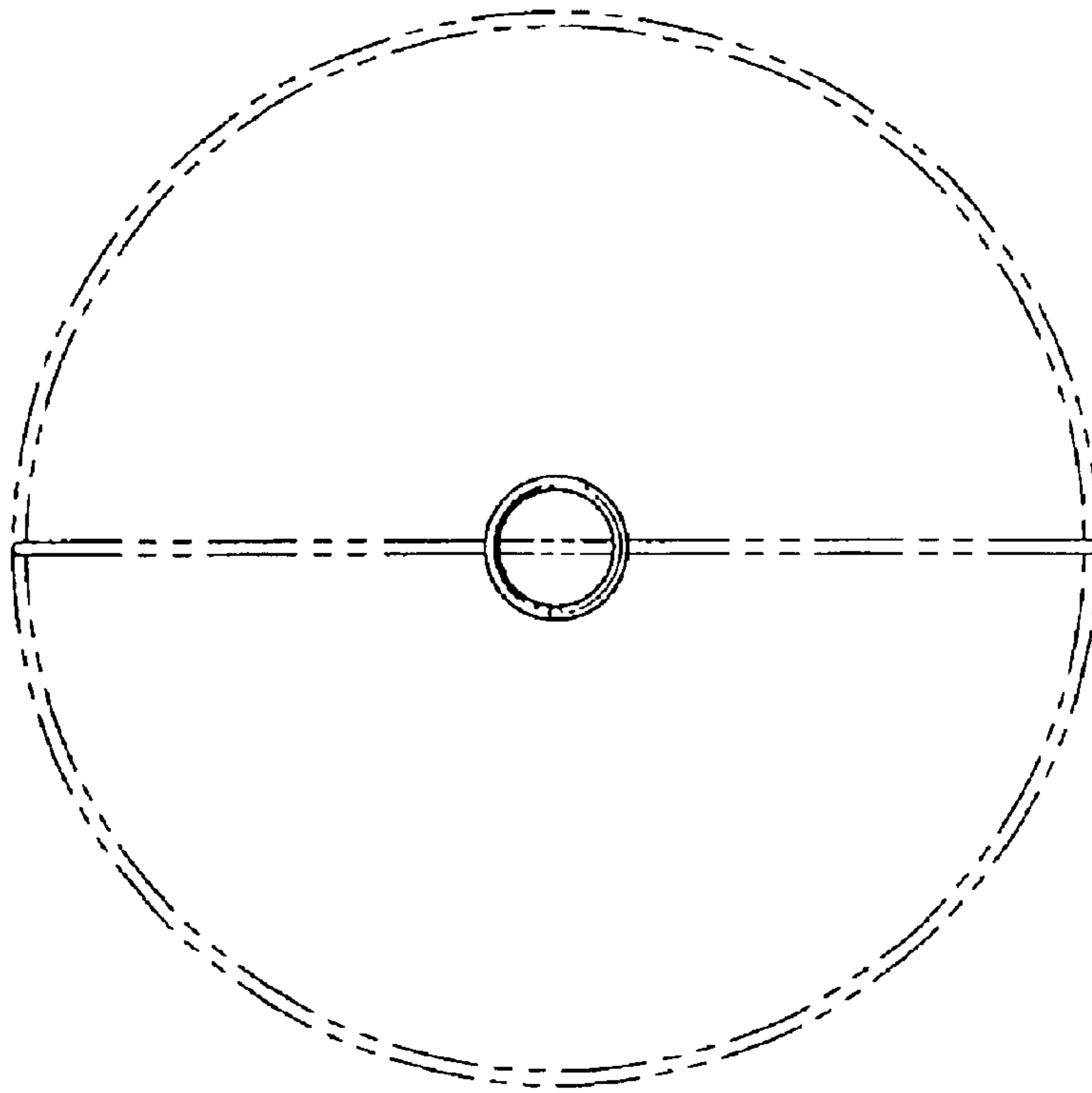


FIG. 11

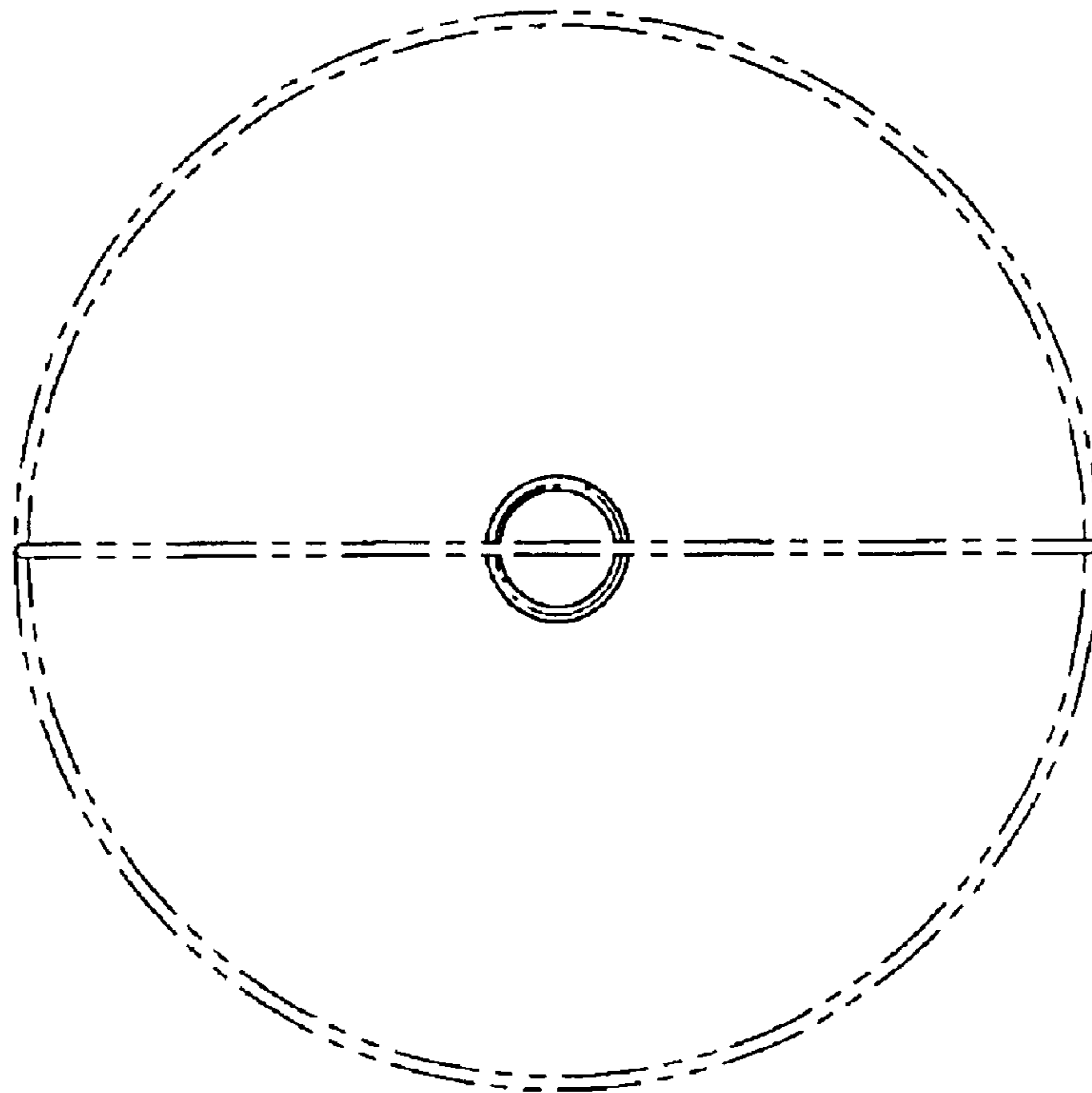


FIG. 12