

US00D505879S

(12) **United States Design Patent**  
**Goserud**

(10) **Patent No.:** **US D505,879 S**

(45) **Date of Patent:** **\*\* Jun. 7, 2005**

(54) **HOLIDAY ORNAMENT**

(76) **Inventor:** **J. Thomas Goserud**, 3152 Woodridge Dr., Landisville, PA (US) 17538

(\*\*) **Term:** **14 Years**

(21) **Appl. No.:** **29/198,515**

(22) **Filed:** **Feb. 2, 2004**

(51) **LOC (8) Cl.** ..... **11-05**

(52) **U.S. Cl.** ..... **D11/125; D11/118**

(58) **Field of Search** ..... **D11/118, 121, D11/125; D6/450; 428/7-11, 17-20**

(56) **References Cited**

**U.S. PATENT DOCUMENTS**

- 1,555,795 A \* 9/1925 Caparell ..... 428/7
- 1,764,540 A \* 6/1930 Vydra ..... 428/18
- 2,125,906 A \* 8/1938 Frei, Jr. .... 428/18
- D124,036 S \* 12/1940 Kranz et al. .... D11/118
- 2,615,583 A \* 10/1952 Johnson ..... 428/18

- D212,063 S \* 8/1968 Cannon ..... D6/450
- 4,186,503 A \* 2/1980 Fontana ..... 428/18
- D276,962 S \* 1/1985 Moore ..... D6/450

\* cited by examiner

*Primary Examiner*—Dominic Simone

(74) *Attorney, Agent, or Firm*—Norman B. Rainer

(57) **CLAIM**

The ornamental design for a holiday ornament, as shown and described.

**DESCRIPTION**

FIG. 1 is a side perspective view of a Christmas tree showing my new design;

FIG. 2 is a side elevational view thereof, all sides being identical;

FIG. 3 is a bottom plan view thereof;

FIG. 4 is a sectional view thereof, taken in the direction of the arrows upon the line 4—4 of FIG. 3; and,

FIG. 5 is a top plan view thereof.

**1 Claim, 2 Drawing Sheets**

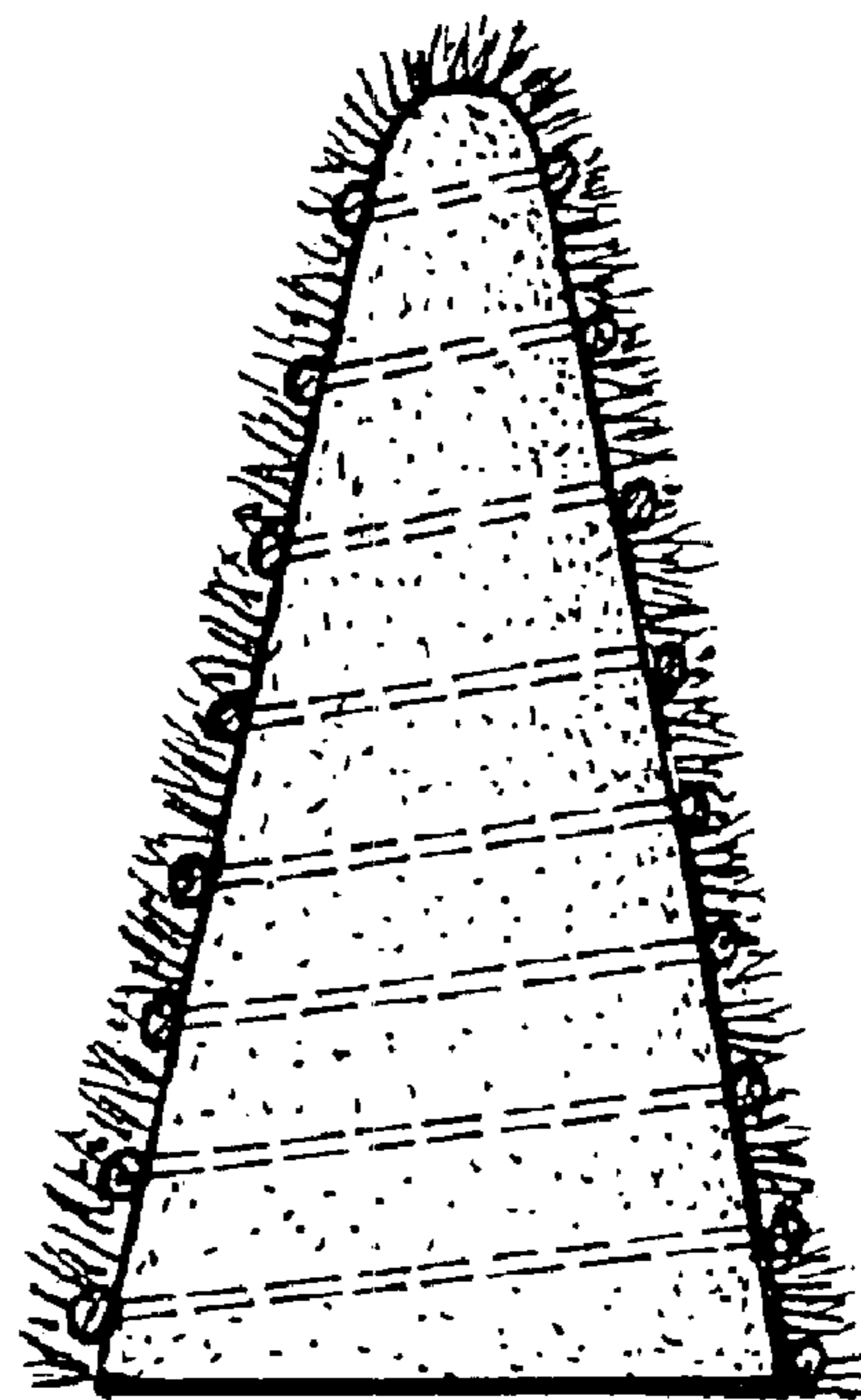





FIG. 1




FIG. 2




FIG. 3

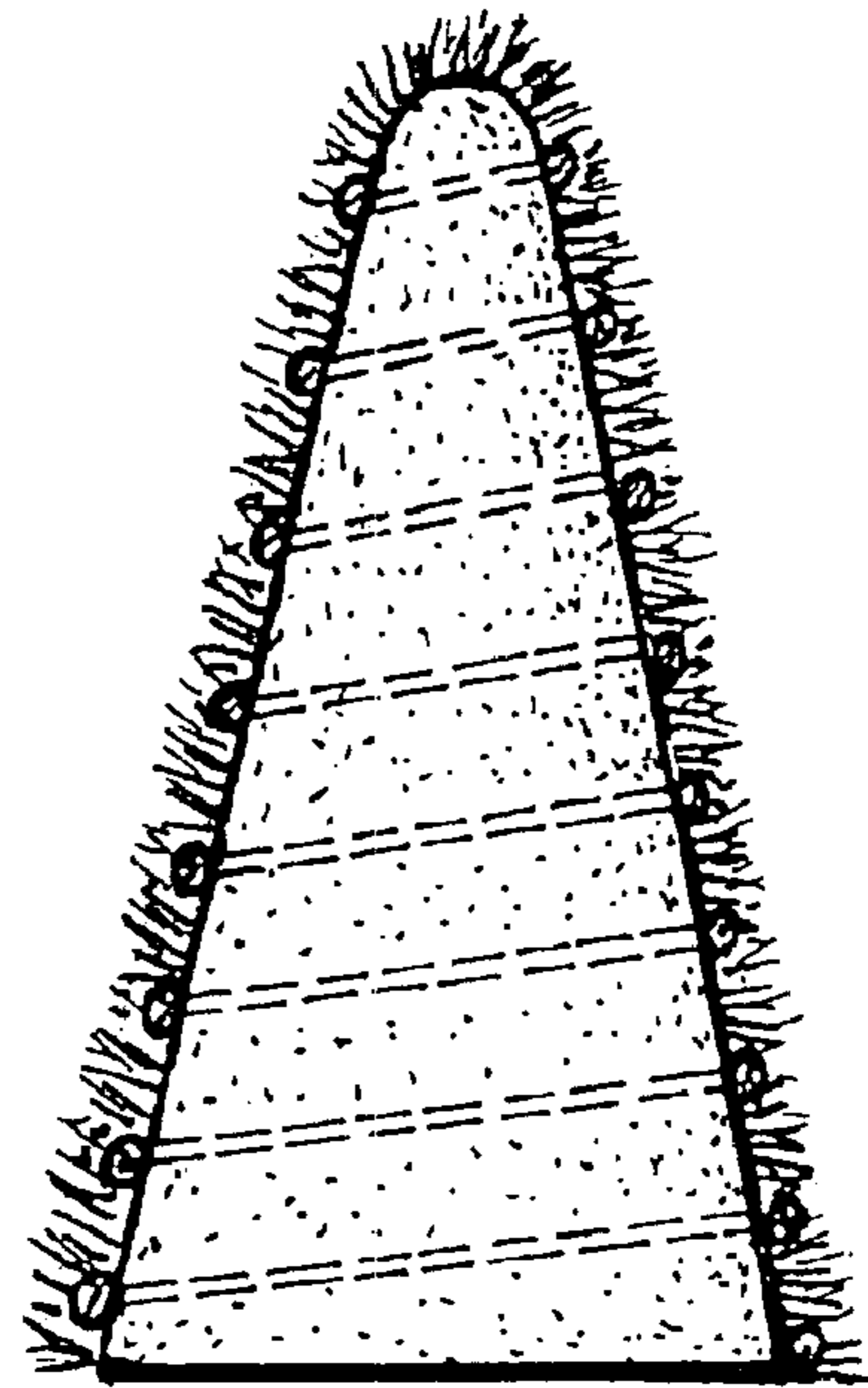



FIG. 4



**FIG. 5**