

US00D505874S

(12) **United States Design Patent**  
**Andrieu**

(10) **Patent No.:** **US D505,874 S**  
(45) **Date of Patent:** **\*\* Jun. 7, 2005**

(54) **SCALE**

(75) **Inventor:** **Louis Andrieu, Sales (FR)**

(73) **Assignee:** **Tefal S.A., Rumilly (FR)**

(\*\*) **Term:** **14 Years**

(21) **Appl. No.:** **29/186,832**

(22) **Filed:** **Jul. 22, 2003**

(30) **Foreign Application Priority Data**

Feb. 7, 2003 (FR) ..... 03 0821

(51) **LOC (8) Cl.** ..... **10-04**

(52) **U.S. Cl.** ..... **D10/92**

(58) **Field of Search** ..... D10/87-93, 83;  
600/547, 506; 324/692; 177/238-245, 177,  
199, 210 R, 25.12-25.19, DIG. 3, 4

(56) **References Cited**

**U.S. PATENT DOCUMENTS**

3,161,244 A \* 12/1964 Hanssen ..... 177/173  
D403,605 S \* 1/1999 Kurata ..... D10/92  
D427,095 S \* 6/2000 Ishikawa et al. .... D10/92

D444,402 S \* 7/2001 Joss et al. .... D10/92  
D444,724 S \* 7/2001 Joss et al. .... D10/92  
6,292,690 B1 \* 9/2001 Petrucelli et al. .... 600/547  
D457,082 S \* 5/2002 Sarrazin ..... D10/92  
D458,168 S \* 6/2002 Andrieu ..... D10/92

\* cited by examiner

*Primary Examiner*—Lucy Lieberman

(74) *Attorney, Agent, or Firm*—Kirkpatrick & Lockhart  
Nicholson Graham LLP; Anthony H. Handal

(57) **CLAIM**

I claim the ornamental design for a scale, as shown and described.

**DESCRIPTION**

FIG. 1 is a right, front, and top perspective view of the new scale of the present invention;  
FIG. 2 is a top view thereof;  
FIG. 3 is a bottom view thereof;  
FIG. 4 is a front view thereof;  
FIG. 5 is a rear view thereof; and,  
FIG. 6 is a right side view, and the left side view is a mirror image thereof.

**1 Claim, 6 Drawing Sheets**





Fig. 1




Fig. 2

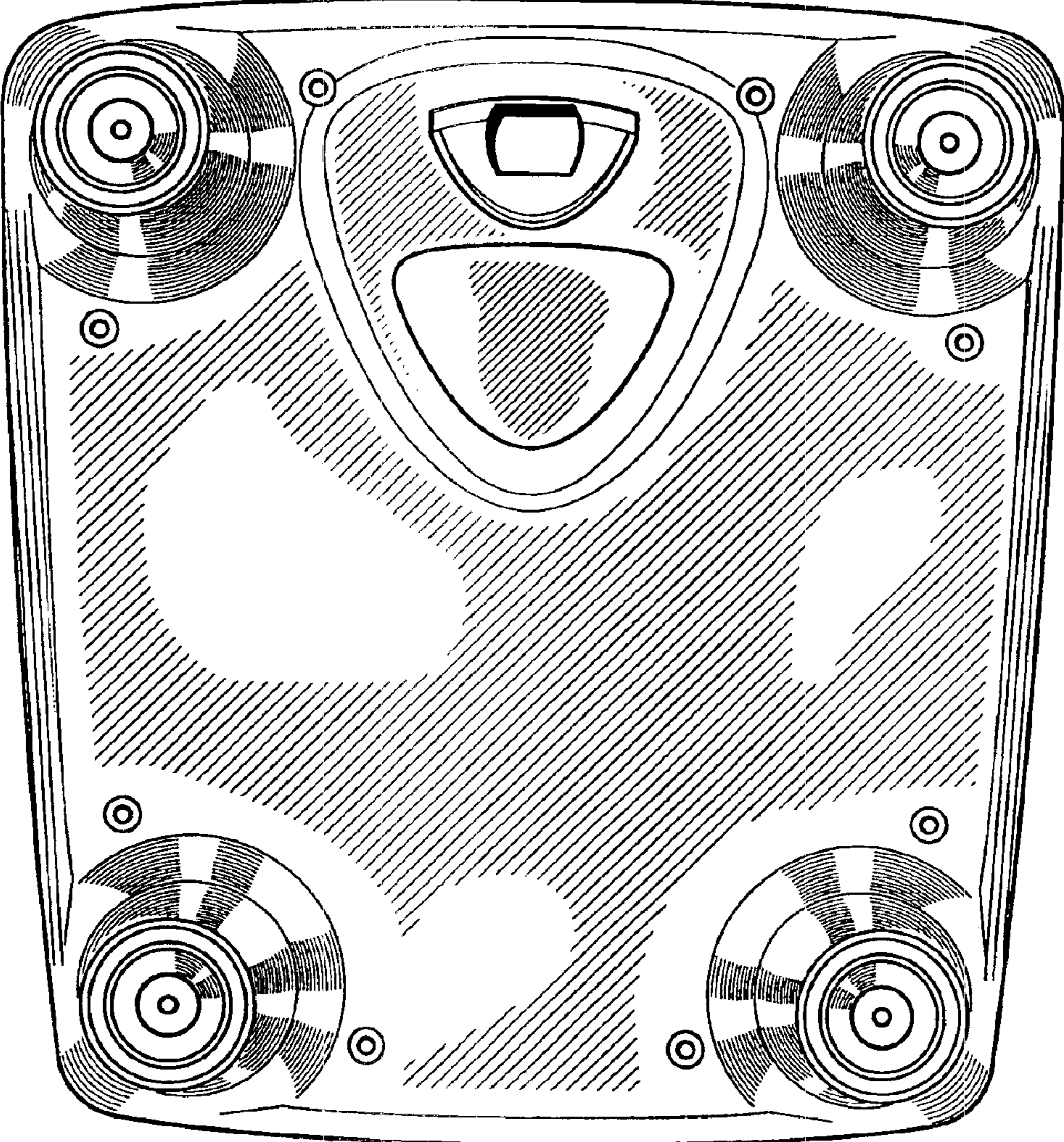


Fig. 3

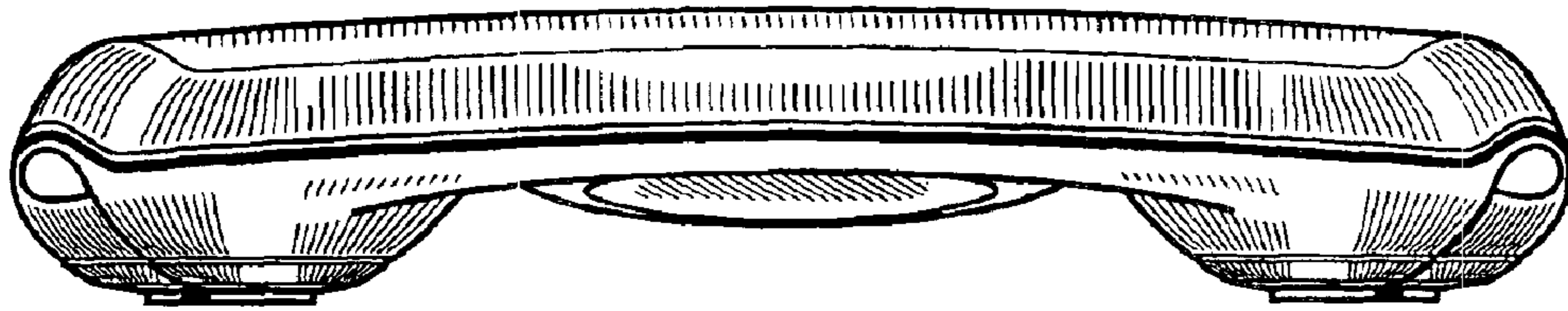


Fig. 4

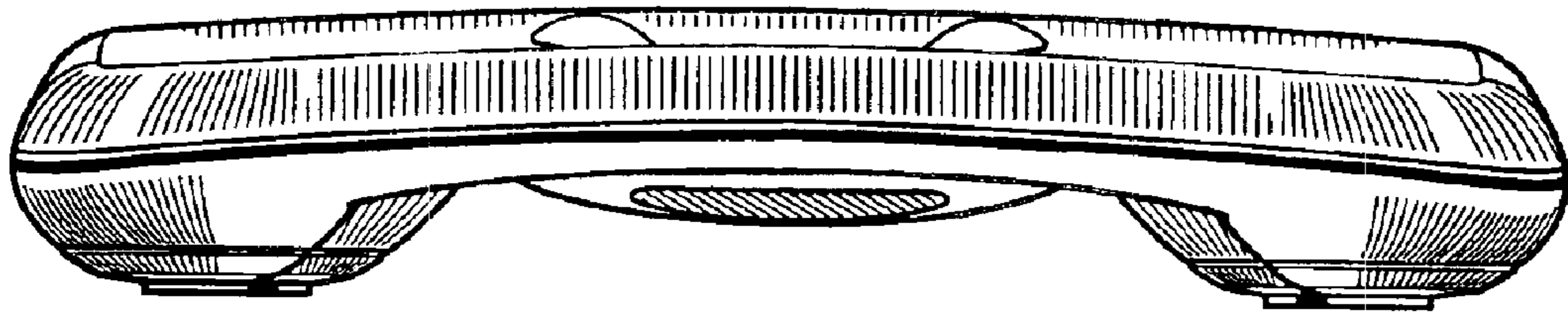


Fig. 5

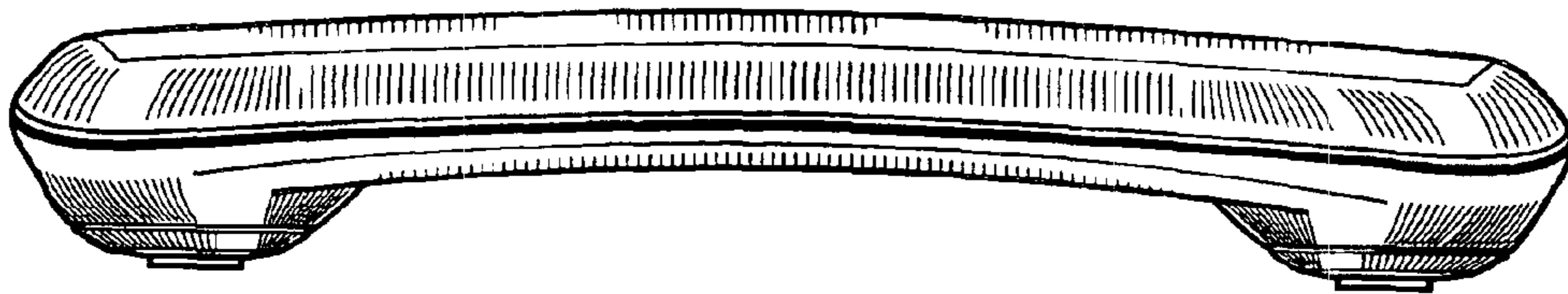


Fig. 6