

US00D505856S

(12) **United States Design Patent**
Kim et al.

(10) **Patent No.:** **US D505,856 S**
(45) **Date of Patent:** **** Jun. 7, 2005**

(54) **ELECTRICAL OUTLET COVER PLATE**

6,328,584 B1 * 12/2001 Follett 439/222
D482,661 S * 11/2003 Shotey et al. D13/156

(76) Inventors: **Kyung Tae Kim**, 24971 Eaton La.,
Laguna Niguel, CA (US) 92677; **Kyung**
Hoon Kim, 8705 La Salle St., Cypress,
CA (US) 90630

FOREIGN PATENT DOCUMENTS

WO 03/084819 A2 10/2003

* cited by examiner

(**) **Term:** **14 Years**

Primary Examiner—Stella Reid

(21) **Appl. No.:** **29/198,691**

Assistant Examiner—Mark A. Goodwin

(22) **Filed:** **Feb. 2, 2004**

(74) *Attorney, Agent, or Firm*—Knobbe Marrens Olson &
Bear LLP

(51) **LOC (8) Cl.** **11-05**

(57) **CLAIM**

(52) **U.S. Cl.** **D8/353**

The ornamental design for an electrical outlet cover plate, as shown and described.

(58) **Field of Search** D8/350–353; D10/108,
D10/109, 123; D13/177, 156, 154, 152,
139.1, 139.3, 137.2; 439/107, 222, 697,
135, 137, 92; 174/66, 67, 65, 63; 220/242,
3.8

DESCRIPTION

(56) **References Cited**

U.S. PATENT DOCUMENTS

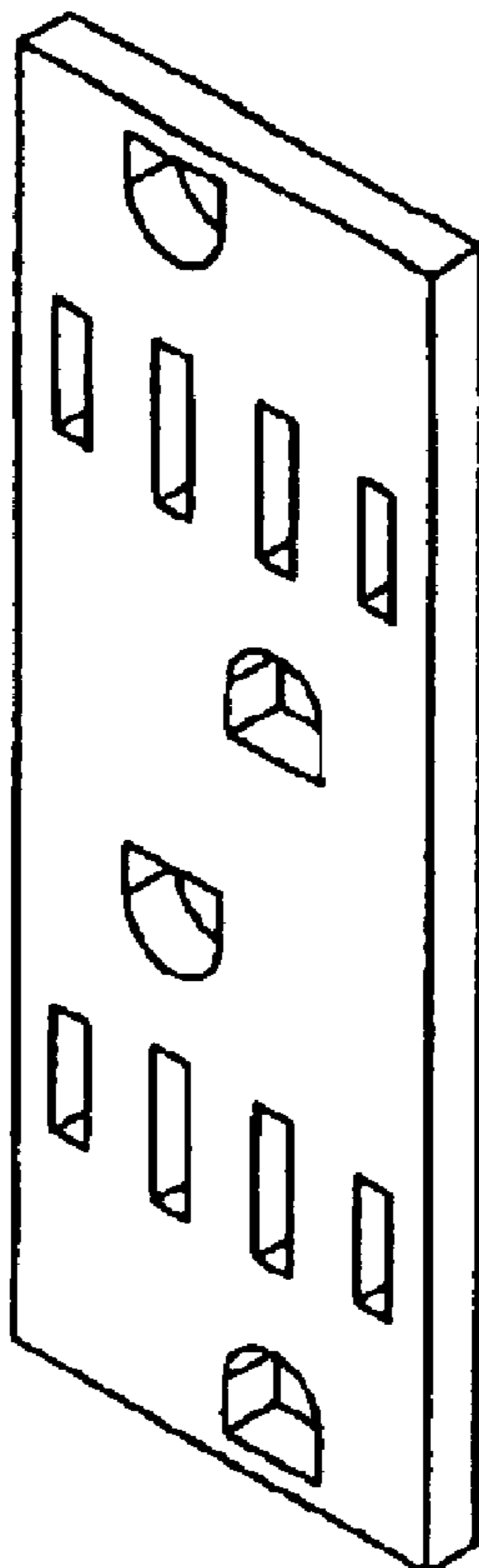
3,343,117 A * 9/1967 Carlson 439/107
3,441,896 A * 4/1969 Hawkins 439/107
3,865,456 A * 2/1975 Dola 439/137
4,545,631 A * 10/1985 Zampini 439/92
5,672,066 A * 9/1997 Yeung 439/107
D402,186 S * 12/1998 Pearse D8/353
D427,887 S * 7/2000 Leopold et al. D8/353

FIG. 1 is a front view of the electrical outlet cover plate in accordance with a first embodiment of the present invention; FIG. 2 is a top, right perspective view of the electrical outlet cover plate of FIG. 1;

FIG. 3 is a front view of the electrical outlet cover plate in accordance with a second embodiment of the present invention; and,

FIG. 4 is a top, right perspective view of the electrical outlet cover plate of FIG. 2.

1 Claim, 1 Drawing Sheet



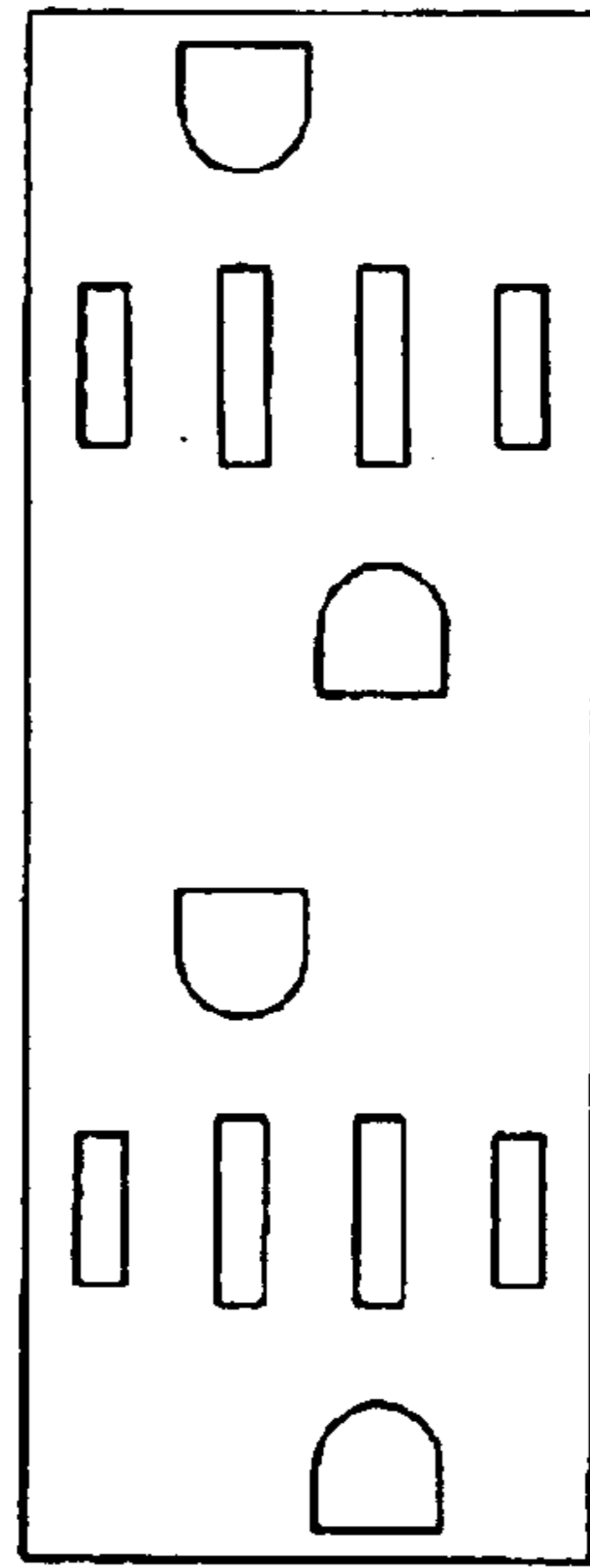


FIG. 1

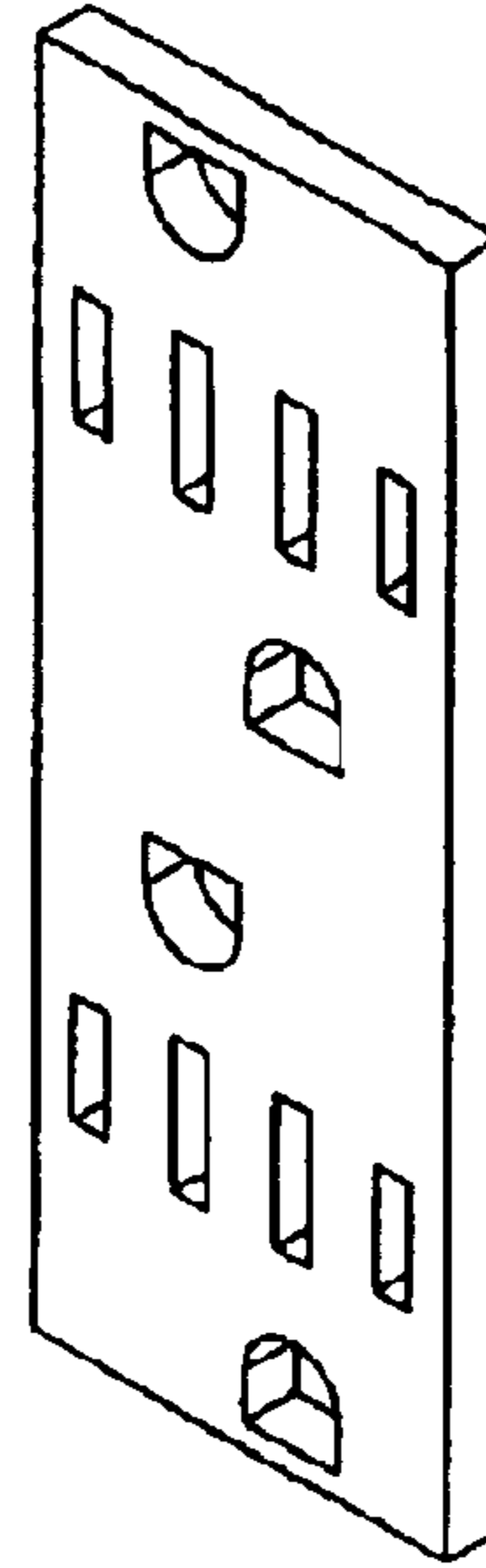


FIG. 2

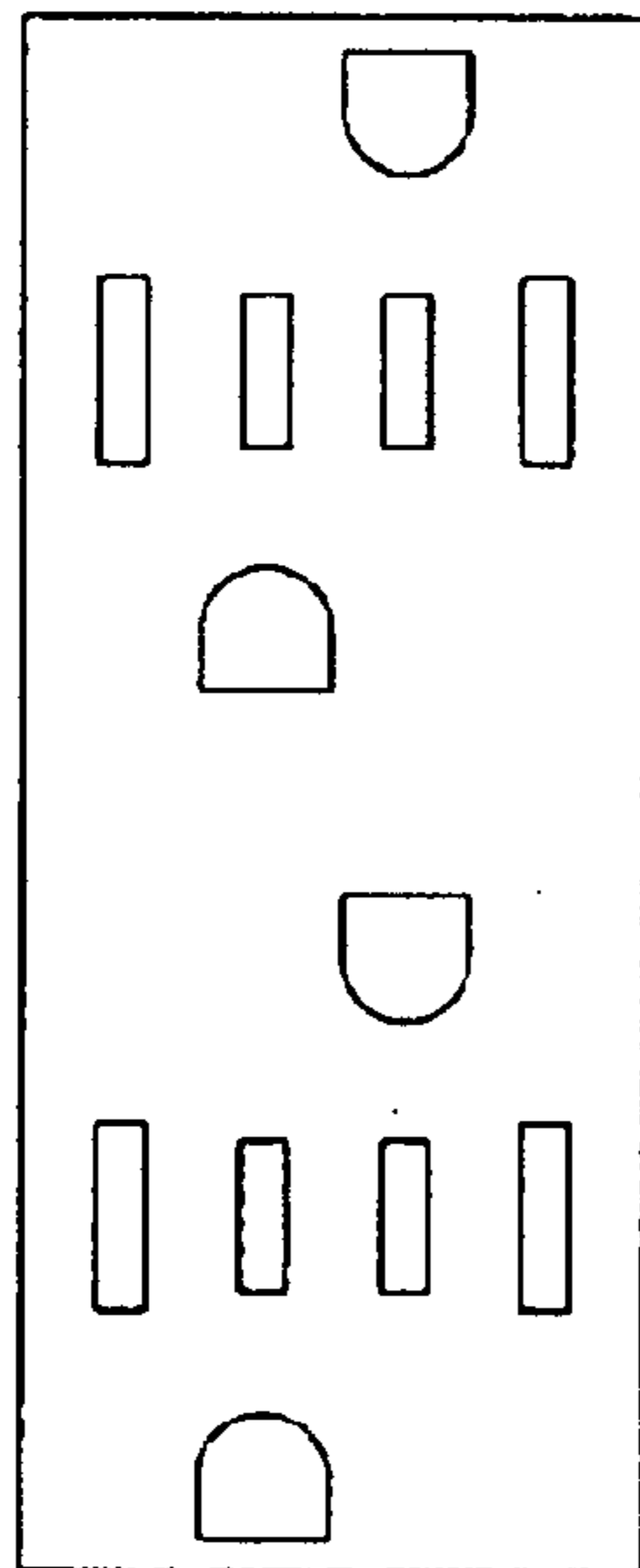


FIG. 3

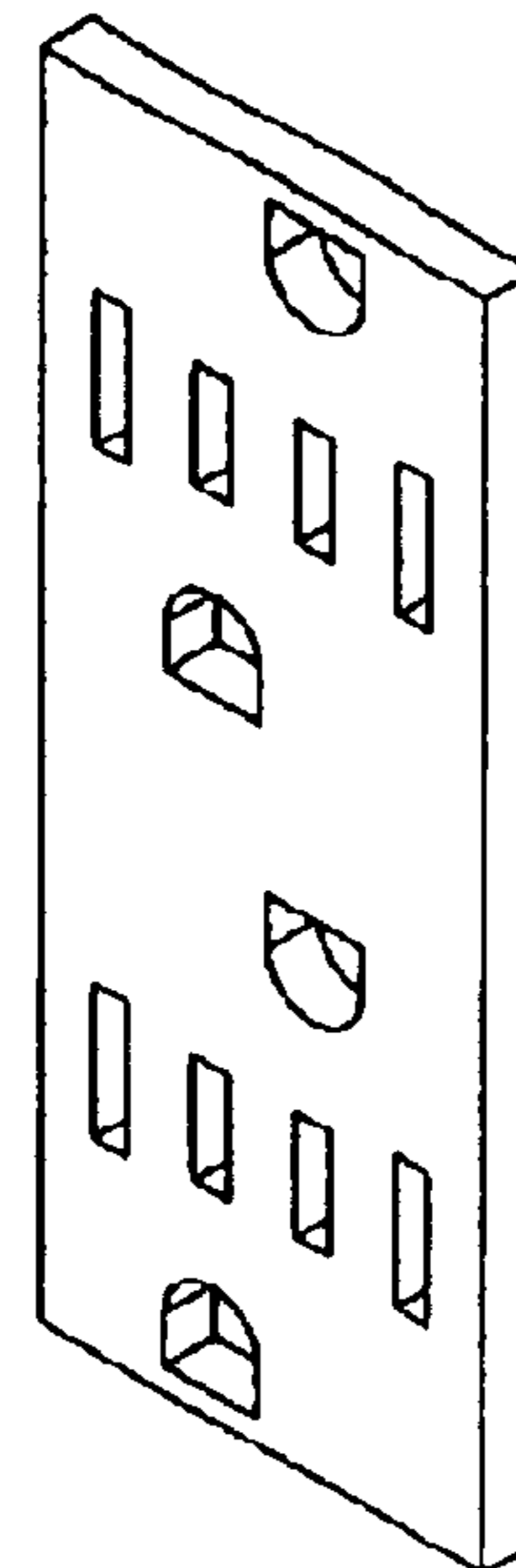


FIG. 4