

US00D505834S

(12) **United States Design Patent**
Wellner

(10) **Patent No.:** **US D505,834 S**

(45) **Date of Patent:** **** Jun. 7, 2005**

(54) **PLATE**

(75) **Inventor:** **Lucie L. Wellner, Pompey, NY (US)**

(73) **Assignee:** **Syracuse China Company, Syracuse, NY (US)**

(**) **Term:** **14 Years**

(21) **Appl. No.:** **29/193,054**

(22) **Filed:** **Nov. 3, 2003**

(51) **LOC (8) Cl.** **07-01**

(52) **U.S. Cl.** **D7/584**

(58) **Field of Search** D7/584, 587, 500,
D7/545-549, 561, 360, 601, 602, 430;
220/574, 575, 605, 606; 206/518, 520,
575

(56) **References Cited**

U.S. PATENT DOCUMENTS

425,768	A	*	4/1890	Ezell	248/362
D97,797	S	*	12/1935	Bayreuther	D7/584
D97,798	S	*	12/1935	Bayreuther	D7/584
2,050,206	A	*	8/1936	Chaplin	220/574
2,178,274	A	*	10/1939	Ratner	220/574
D126,975	S	*	5/1941	Darrow	D7/584
D251,348	S	*	3/1979	Andersen	D7/584

D291,397	S	*	8/1987	Unger	D7/584
D445,304	S	*	7/2001	Littlejohn et al.	D7/586
D475,894	S	*	6/2003	Wellner	D7/584
D478,252	S	*	8/2003	Wellner	D7/584

FOREIGN PATENT DOCUMENTS

GB	2041228	*	10/1994
GB	2104411	*	9/2001

* cited by examiner

Primary Examiner—Charles A. Rademaker

(74) *Attorney, Agent, or Firm*—MacMillan, Sobanski & Todd, LLC

(57) **CLAIM**

The ornamental design for a plate, as shown and described.

DESCRIPTION


FIG. 1 is a top plan view of a plate according to the present design;

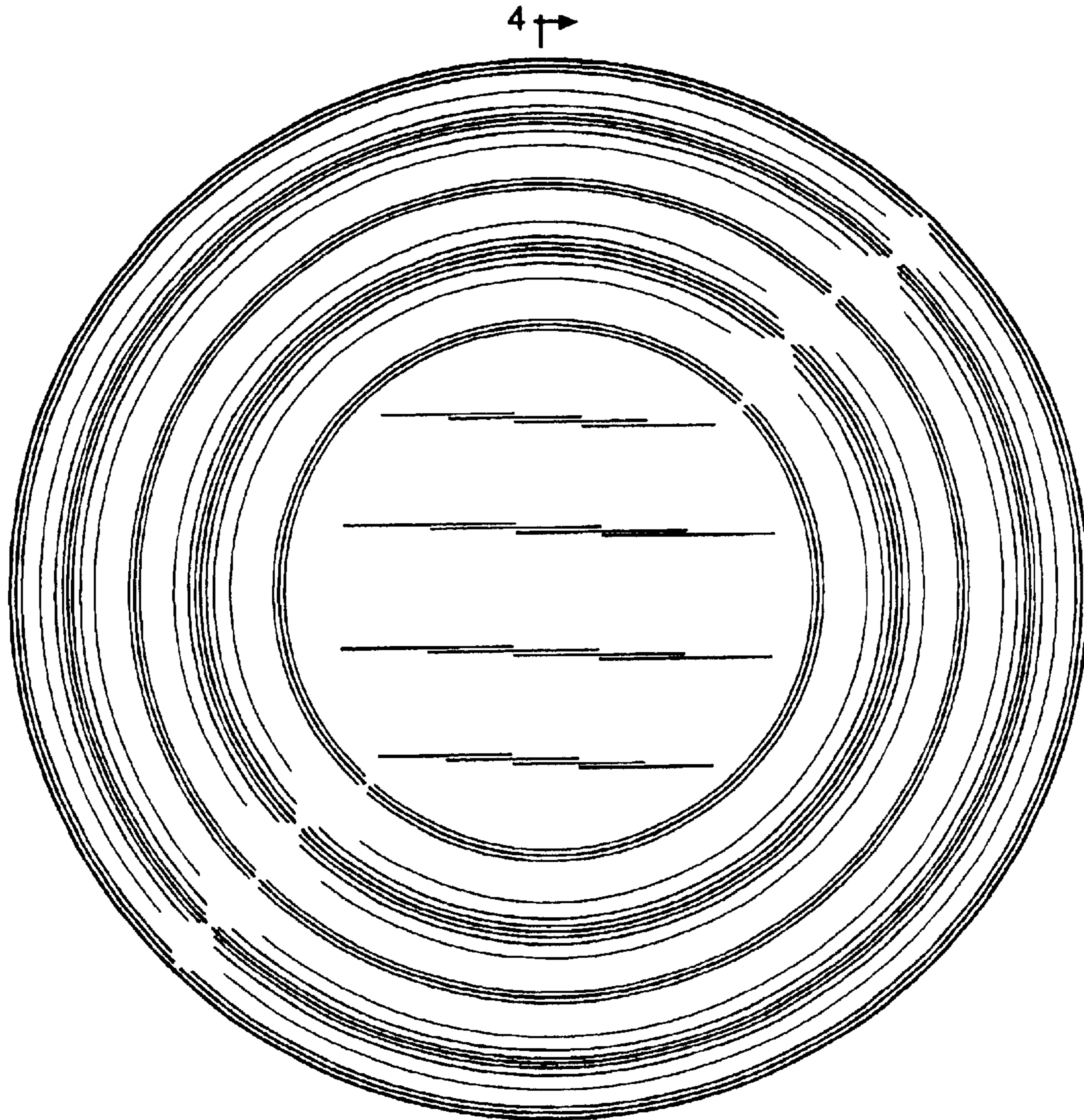
FIG. 2 is a front elevational view thereof; the rear elevational view, the first side elevational view and the second side elevational view being the same;

FIG. 3 is a bottom plan view thereof; and,


FIG. 4 is a cross-sectional view taken along line 4—4 of FIG. 1.

1 Claim, 2 Drawing Sheets

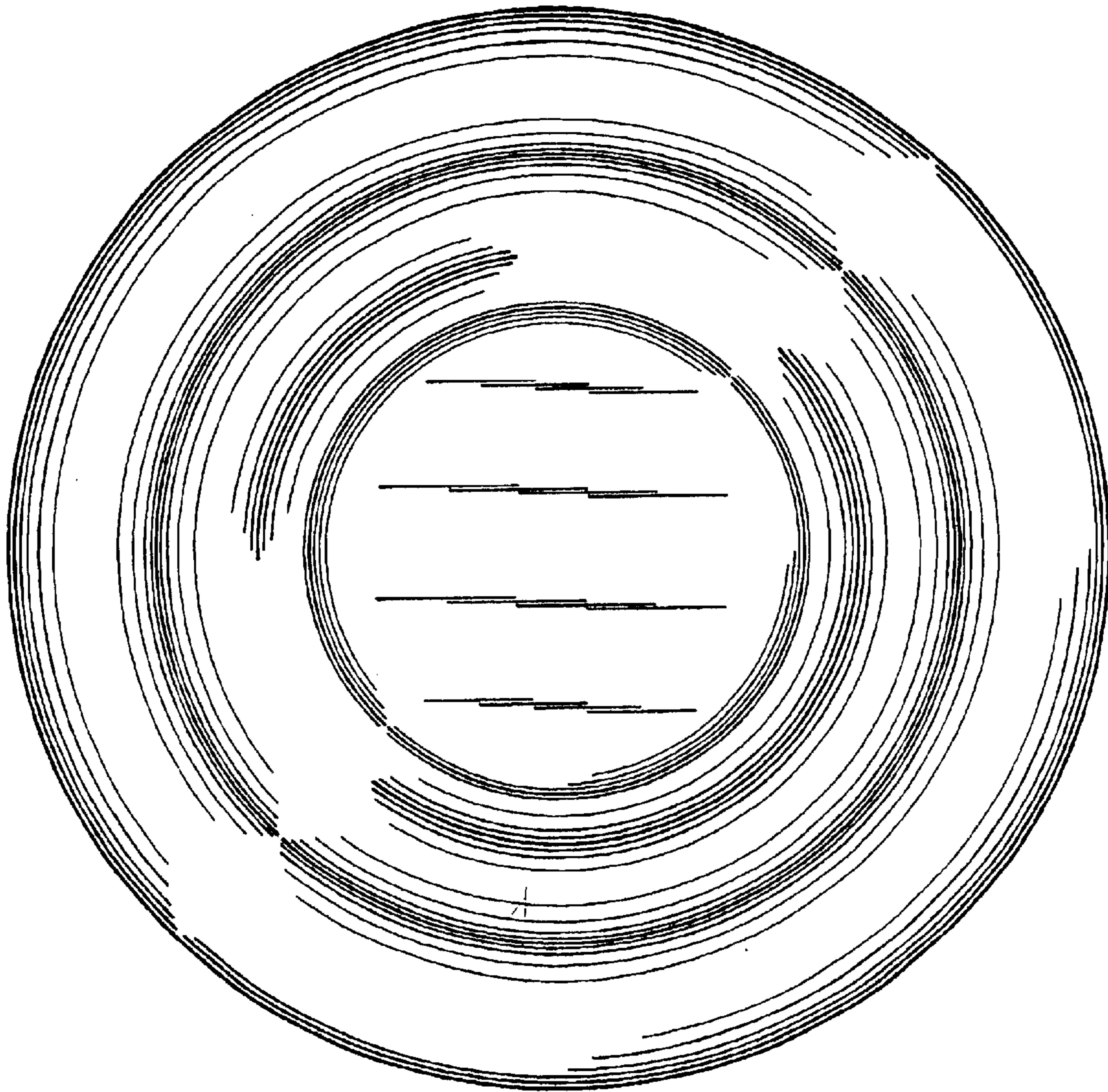





4 →
—FIG. 1



4 →
—FIG. 2



—FIG. 3



—FIG. 4