



US00D505830S

(12) **United States Design Patent** (10) **Patent No.:** **US D505,830 S**
Smith et al. (45) **Date of Patent:** **** Jun. 7, 2005**

(54) **ERGONOMIC DISPOSABLE CUP** 2,629,534 A 2/1953 Reynolds

(Continued)

(75) Inventors: **Stephen Alan Smith**, Naperville, IL (US); **Kevin Ray Smith**, Round Lake Beach, IL (US); **Warren Giles Wiedmeyer**, Trevor, WI (US); **Kimberly Vaile Healy**, Chicago, IL (US); **Randy Golden**, Ada, OK (US); **Rudy DesChamps**, Mahomet, IL (US); **Irshad Khan**, Round Lake Beach, IL (US); **Bryce C. Rutter**, St. Louis, MO (US); **Brian C. Bone**, St. Louis, MO (US); **John H. Loudenslager**, Phoenix, AZ (US); **Jan Rolf Stillerman**, Phoenix, AZ (US)

FOREIGN PATENT DOCUMENTS

DE 44 19 161 A1 12/1995
DE 298 02 377 U1 6/1998
GB 395996 7/1933

Primary Examiner—M. N. Pandozzi
(74) *Attorney, Agent, or Firm*—Wallenstein Wagner & Rockey, Ltd.

(73) Assignee: **Solo Cup Company**, Highland Park, IL (US)

(**) Term: **14 Years**

(21) Appl. No.: **29/194,964**

(22) Filed: **Dec. 3, 2003**

Related U.S. Application Data

(63) Continuation-in-part of application No. 10/676,807, filed on Oct. 1, 2003.

(51) **LOC (8) Cl.** **07-01**

(52) **U.S. Cl.** **D7/509; D7/531**

(58) **Field of Search** 220/671, 675, 220/669, 694, 735, 705, 676, 738; 229/403, 400, 402, 401; 53/426; 206/514, 520, 519, 217; D7/629, 615, 532, 531, 523, 507, 509, 392.1, 396, 396.2; D9/429, 556; 222/129, 465.1; 426/394, 86; 428/36.4; 366/341; 215/373, 384

(56) **References Cited**

U.S. PATENT DOCUMENTS

703,125 A 6/1902 Emrich
1,636,174 A 7/1927 Dolan et al.
2,013,243 A 9/1935 Landon

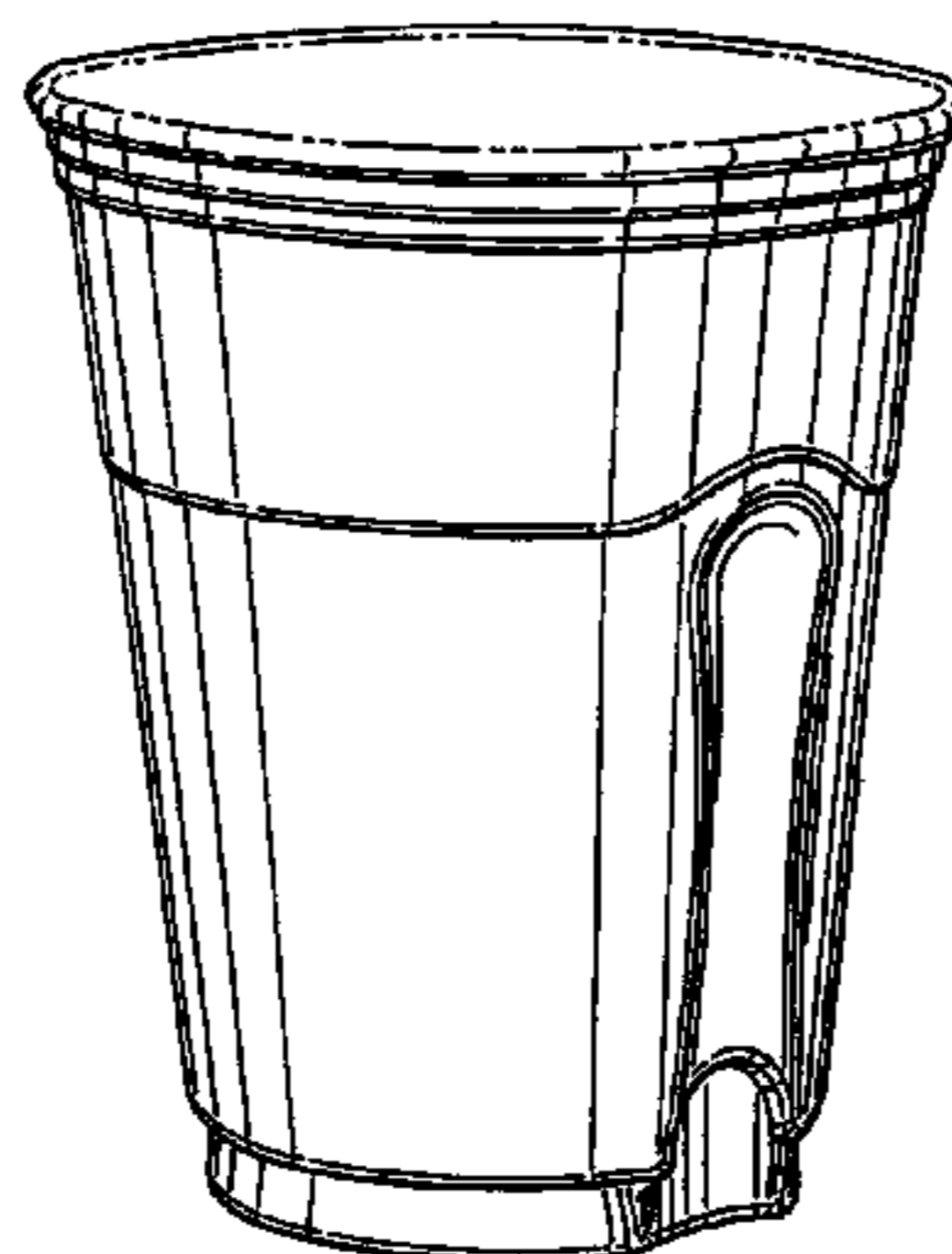
(57) **CLAIM**

We claim the ornamental design for an ergonomic disposable cup, as shown and described.

DESCRIPTION

FIG. 1 is a perspective view of a first embodiment of an ergonomic disposable cup;
FIG. 2 is a front elevation view of the cup of FIG. 1, with an opposite view being identical thereto;
FIG. 3 is a side elevation view of the cup of FIG. 1, with an opposite view being identical thereto;
FIG. 4 is a top plan view of the cup of FIG. 1;
FIG. 5 is a bottom plan view of the cup of FIG. 1;
FIG. 6 is a perspective view of a second embodiment of the cup of the present invention;
FIG. 7 is a front elevation view of the cup of FIG. 6, with an opposite view being identical thereto;
FIG. 8 is a side elevation view of the cup of FIG. 6, with an opposite view being identical thereto;
FIG. 9 is a top plan view of the cup of FIG. 6;
FIG. 10 is a bottom plan view of the cup of FIG. 6;
FIG. 11 is a perspective view of a third embodiment of the cup of the present invention;
FIG. 12 is a front elevation view of the cup of FIG. 11, with an opposite view being identical thereto;
FIG. 13 is a side elevation view of the cup of FIG. 11, with an opposite view being identical thereto;
FIG. 14 is a top plan view of the cup of FIG. 11; and,
FIG. 15 is a bottom plan view of the cup of FIG. 11.
Broken lines in the Figures form no part of the claimed design.

1 Claim, 9 Drawing Sheets



US D505,830 S

Page 2

U.S. PATENT DOCUMENTS

2,745,586 A *	5/1956	Thoma	229/401	D272,794 S	2/1984	Dart	
2,905,350 A	9/1959	Edwards		4,548,348 A	10/1985	Clements	220/738
3,009,603 A	11/1961	Stockdale		4,578,296 A *	3/1986	Miyazaki et al.	428/36.4
3,091,360 A	5/1963	Edwards		D285,032 S	8/1986	Alonzo	
D197,313 S	1/1964	Wanderer		5,082,135 A *	1/1992	De Coster	220/694
3,126,139 A	3/1964	Schechter		D328,014 S *	7/1992	DeCoster et al.	D7/629
D198,139 S	5/1964	Edwards		D346,308 S	4/1994	Cautereels et al.	
3,131,845 A	5/1964	Sherlock et al.		5,415,339 A	5/1995	Howard	
3,139,213 A	6/1964	Edwards		5,423,160 A	6/1995	Rosén	53/426
D199,336 S	10/1964	Wanderer		D368,234 S	3/1996	Dickinson et al.	
D199,579 S	11/1964	Davis		5,634,569 A *	6/1997	DeCoster	220/735
D208,872 S	10/1967	Davis		5,678,726 A *	10/1997	Porteous	220/676
D210,767 S	4/1968	Anglada		D387,619 S	12/1997	Gross et al.	
3,375,954 A *	4/1968	Honkanen et al.	206/520	D399,099 S *	10/1998	Cousins	D7/615
D211,514 S	6/1968	Amberg		D410,174 S	5/1999	Sheu	
3,397,867 A	8/1968	van't Hoff		D413,067 S	8/1999	Haley	
D213,094 S *	1/1969	Davis	D7/531	D416,757 S	11/1999	Ginuntoli	
D213,173 S	1/1969	Lockhart et al.		6,109,518 A *	8/2000	Mueller et al.	229/403
D213,174 S *	1/1969	Davis	D7/531	D436,295 S	1/2001	Furman et al.	
3,437,253 A *	4/1969	Davis	229/400	D441,252 S	5/2001	Gitschlag	
D220,031 S *	3/1971	Donovan	D9/429	D443,475 S *	6/2001	Miura	D7/507
D223,999 S	6/1972	Klose		D444,672 S *	7/2001	Miura	D7/507
D228,125 S *	8/1973	Weiss	D9/429	6,264,068 B1	7/2001	Ours et al.	
3,951,266 A	4/1976	Brewer		D446,684 S *	8/2001	Price	D7/509
4,049,187 A	9/1977	Florian		D446,687 S *	8/2001	Furman et al.	D7/523
4,052,037 A	10/1977	Mair et al.		D448,976 S	10/2001	McDonough et al.	
4,061,782 A	12/1977	Baxter		6,554,154 B1	4/2003	Chauhan et al.	220/631
4,102,454 A *	7/1978	Karevaara	206/514	2003/0157224 A1	8/2003	Westerhof et al.	
4,134,492 A	1/1979	Lucas	206/817	2004/0045974 A1 *	3/2004	Gtruber et al.	220/669
4,420,081 A	12/1983	Dart	206/519				

* cited by examiner

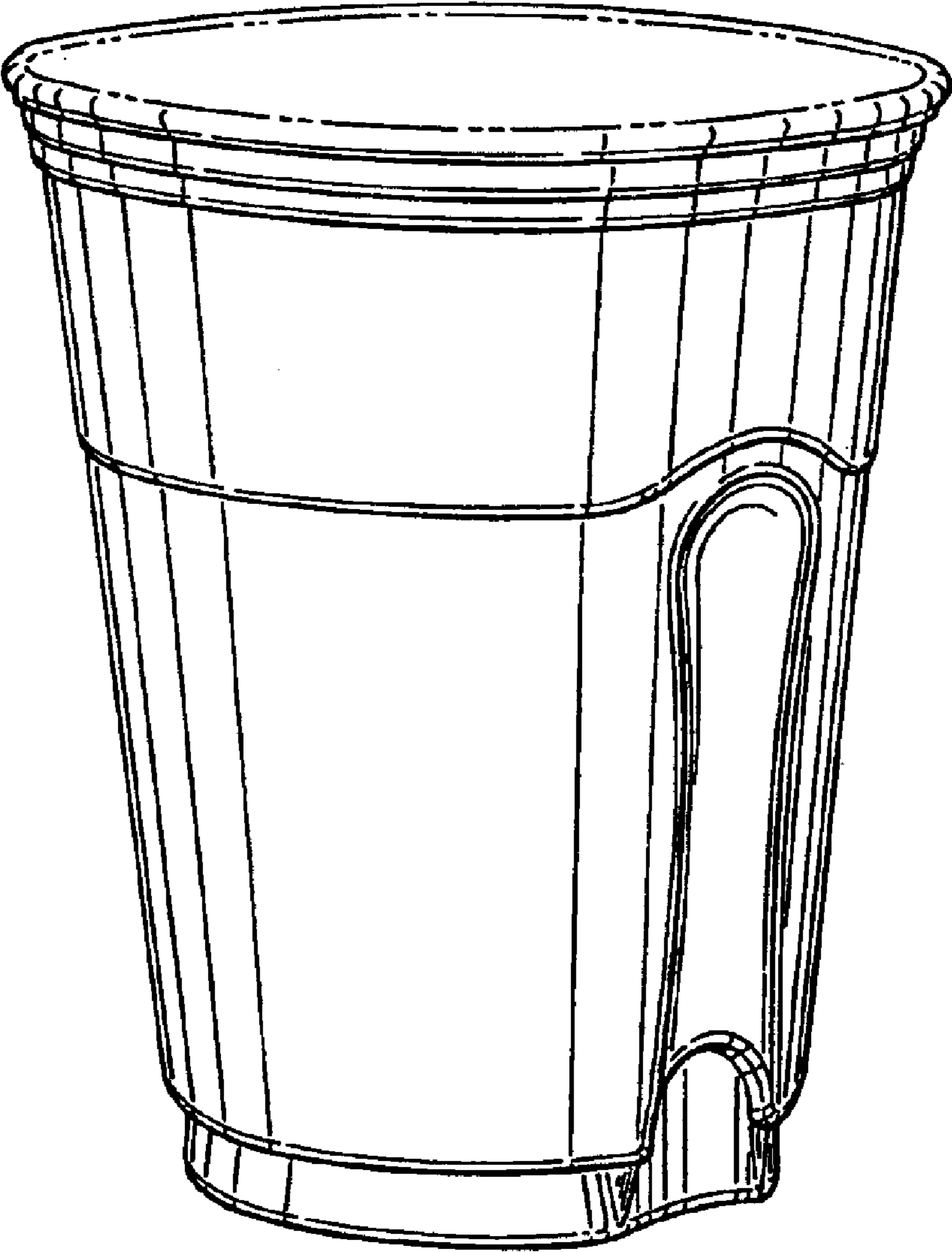


FIG. 1

FIG. 2

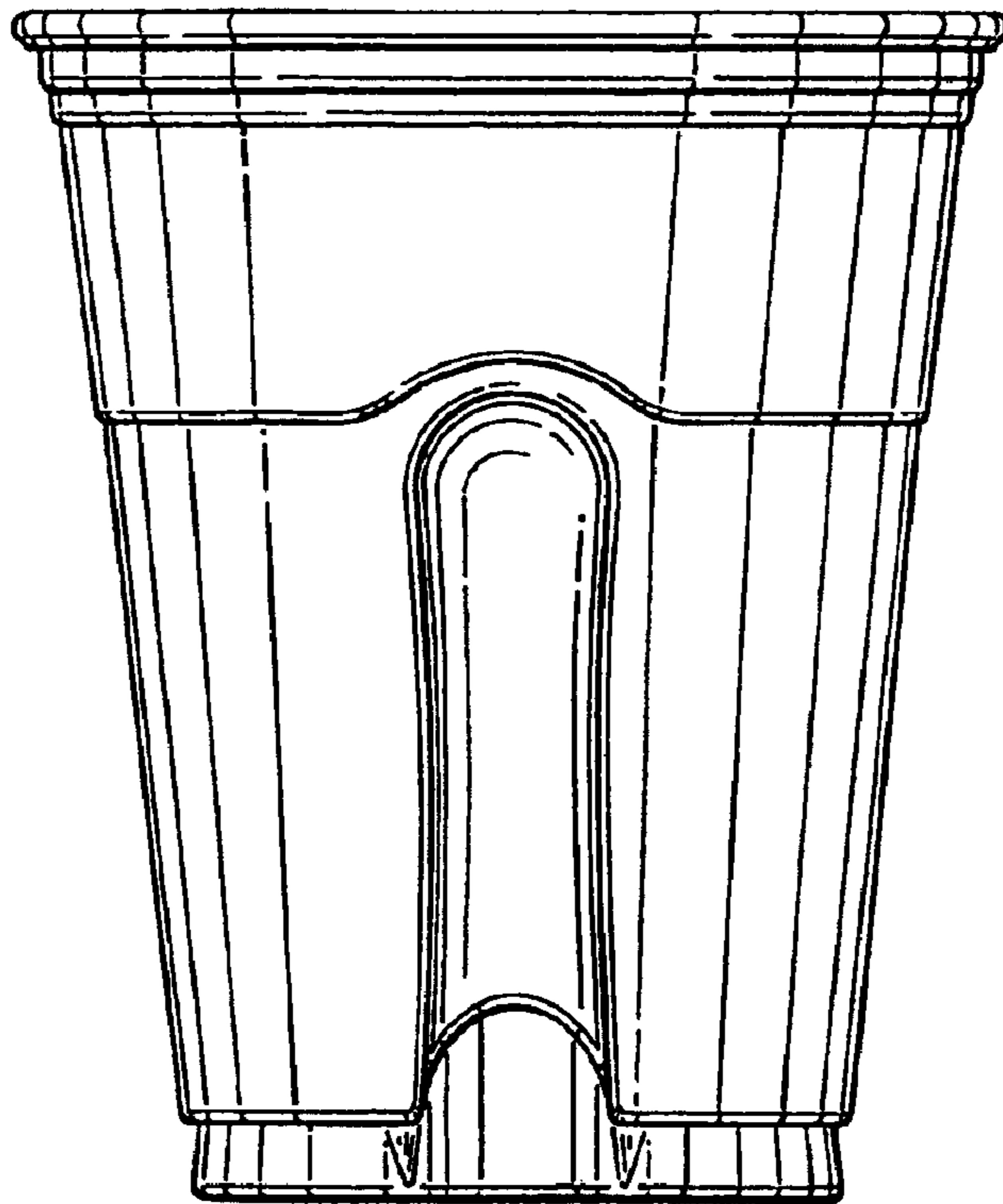


FIG. 3

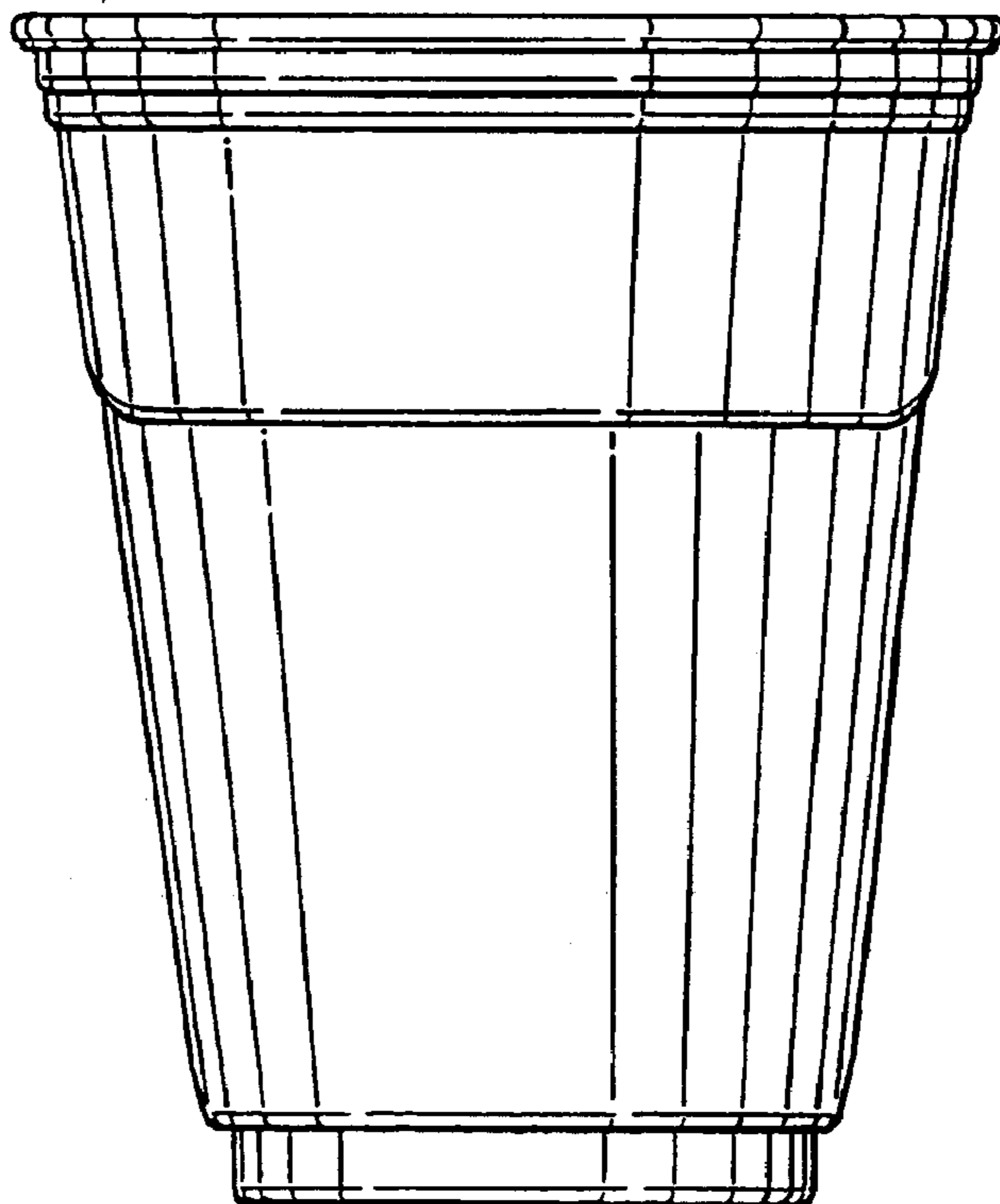


FIG. 4


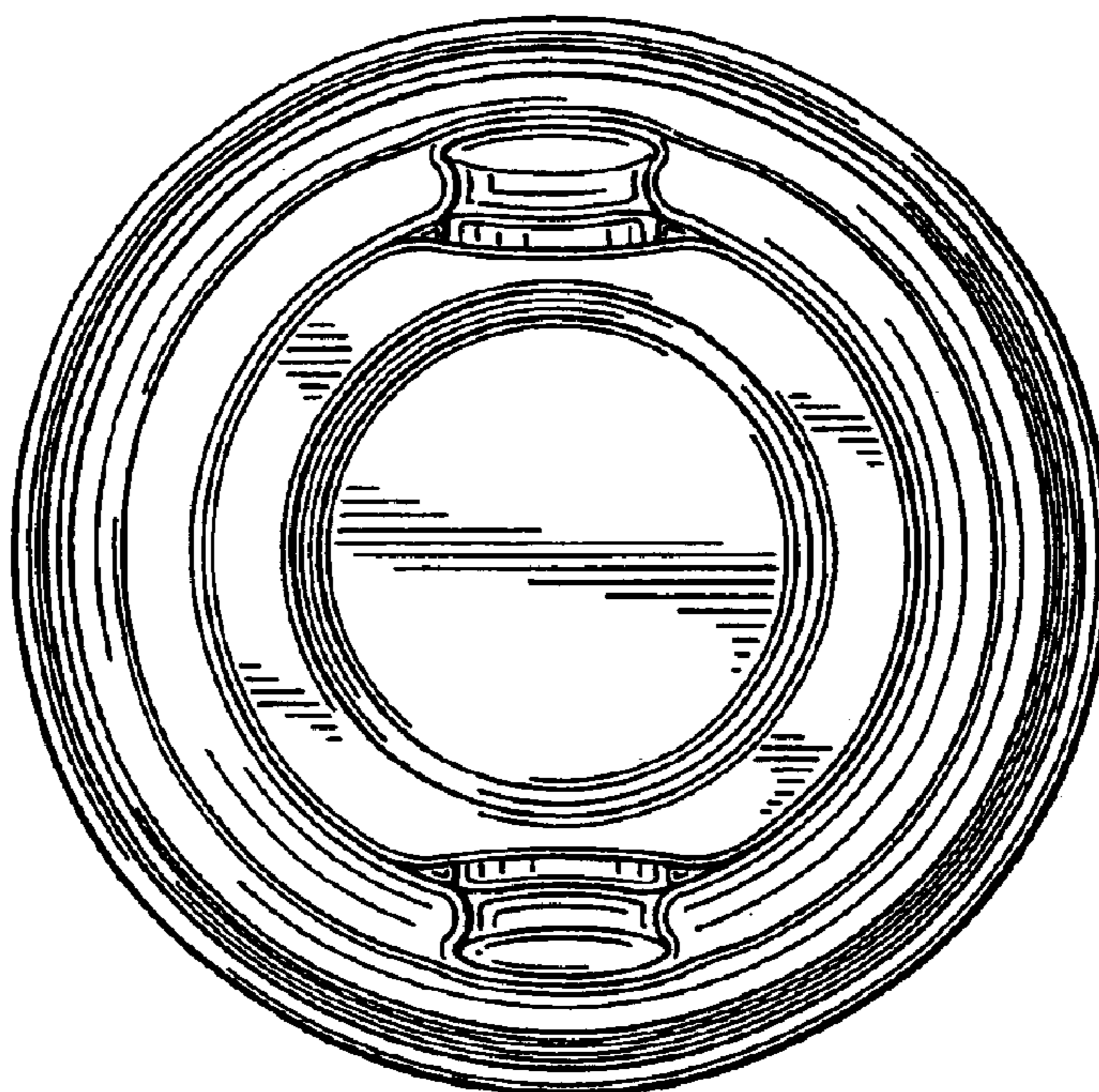


FIG. 5



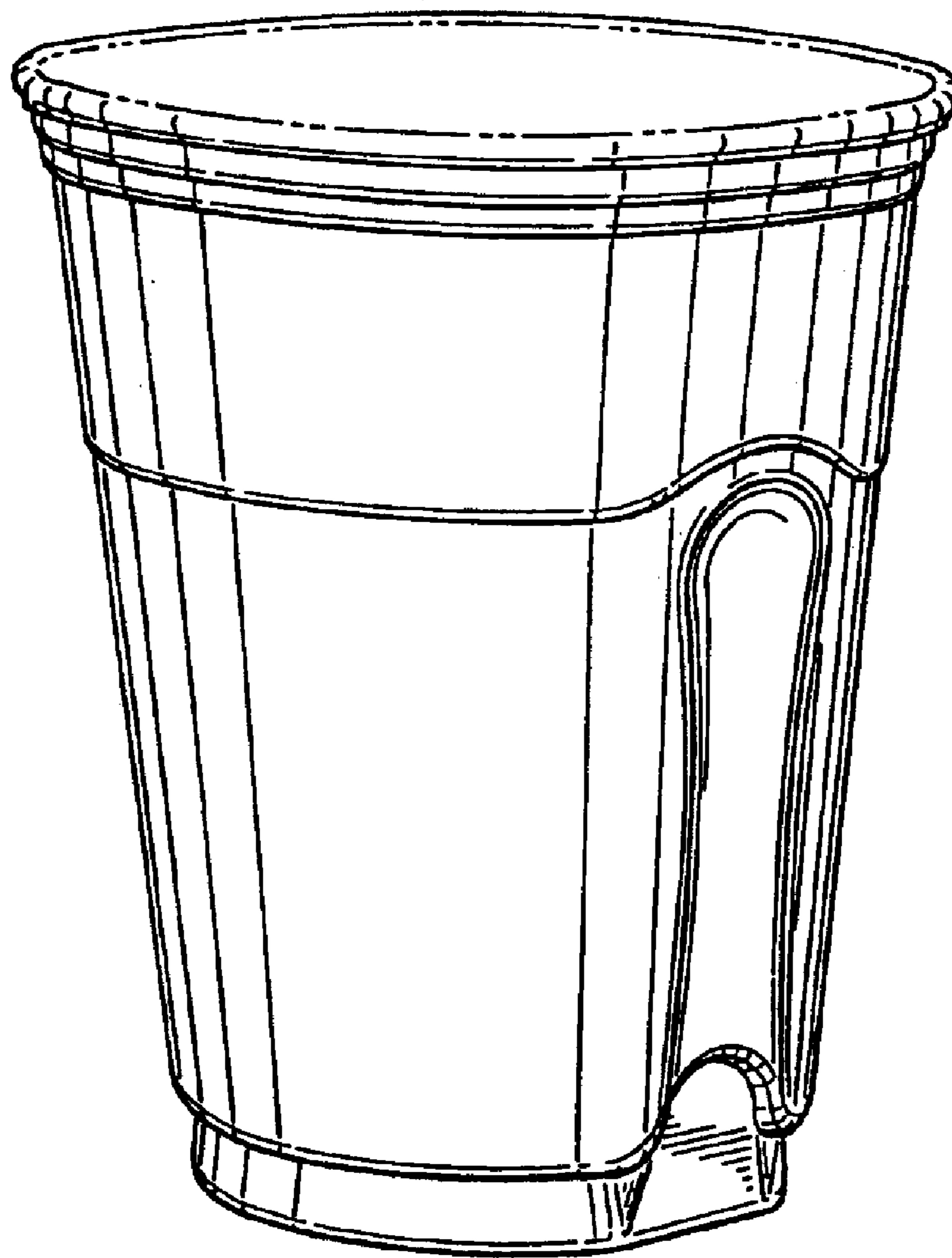


FIG. 6

FIG. 7




FIG. 8

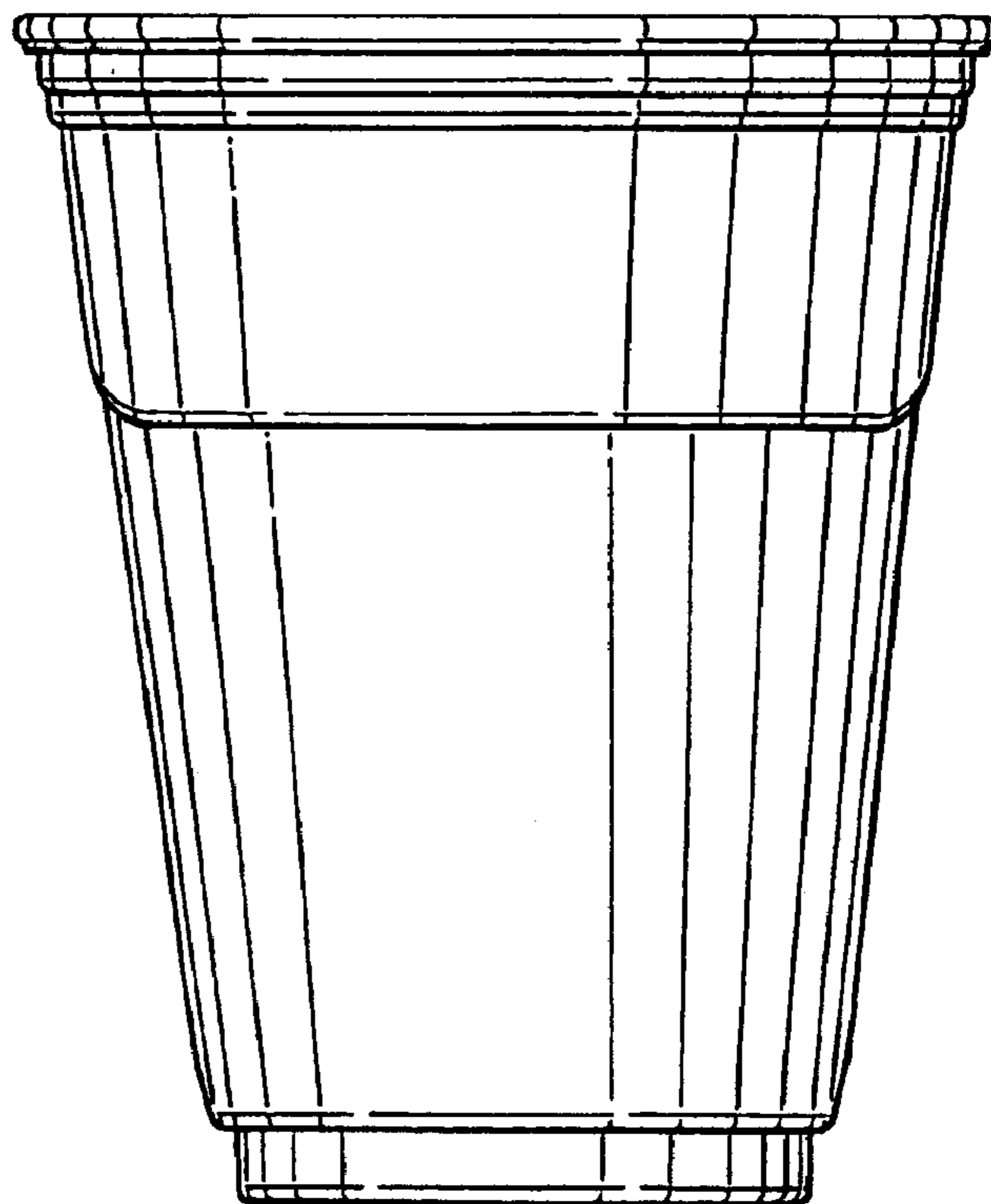


FIG. 9

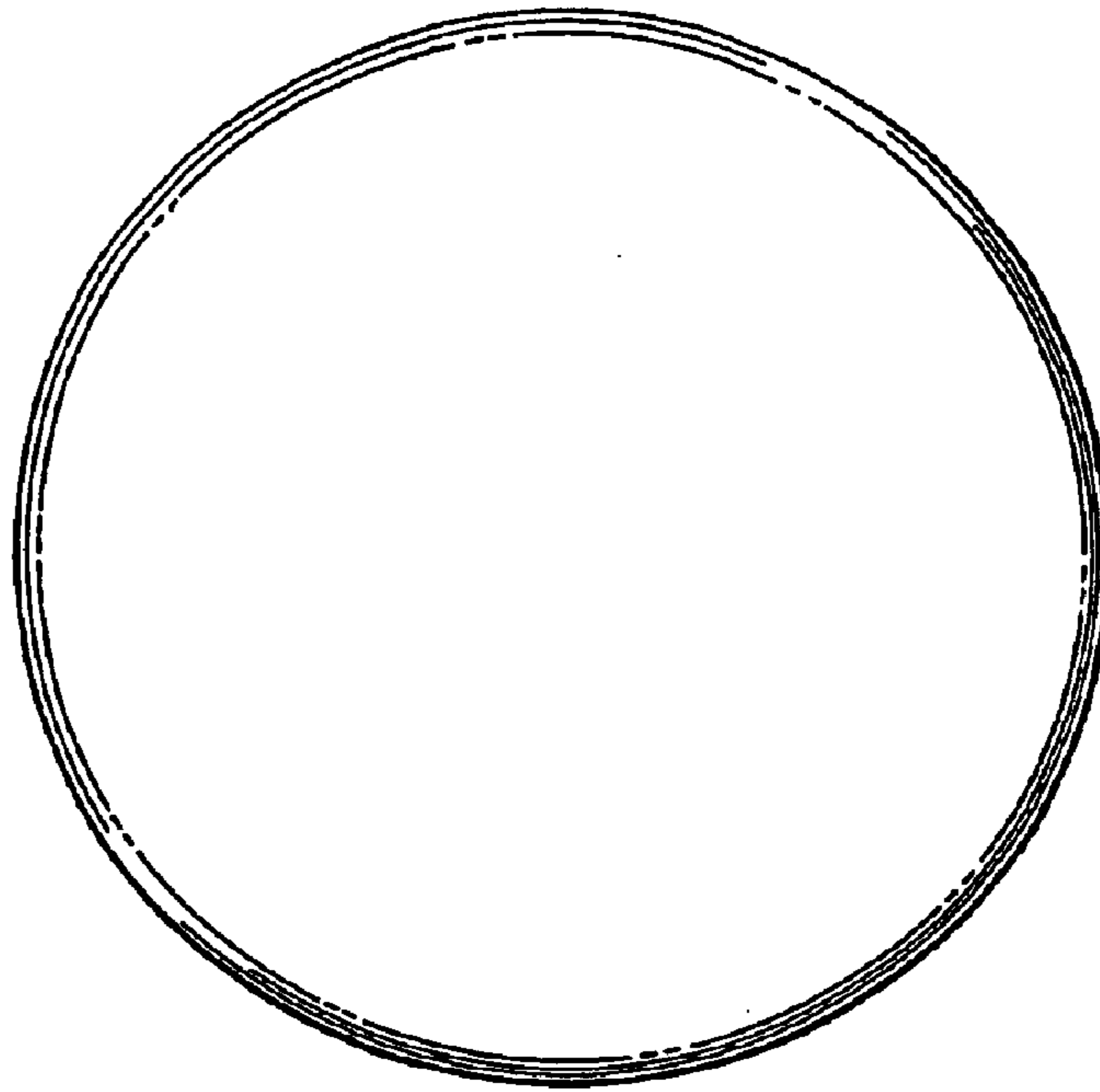


FIG. 10

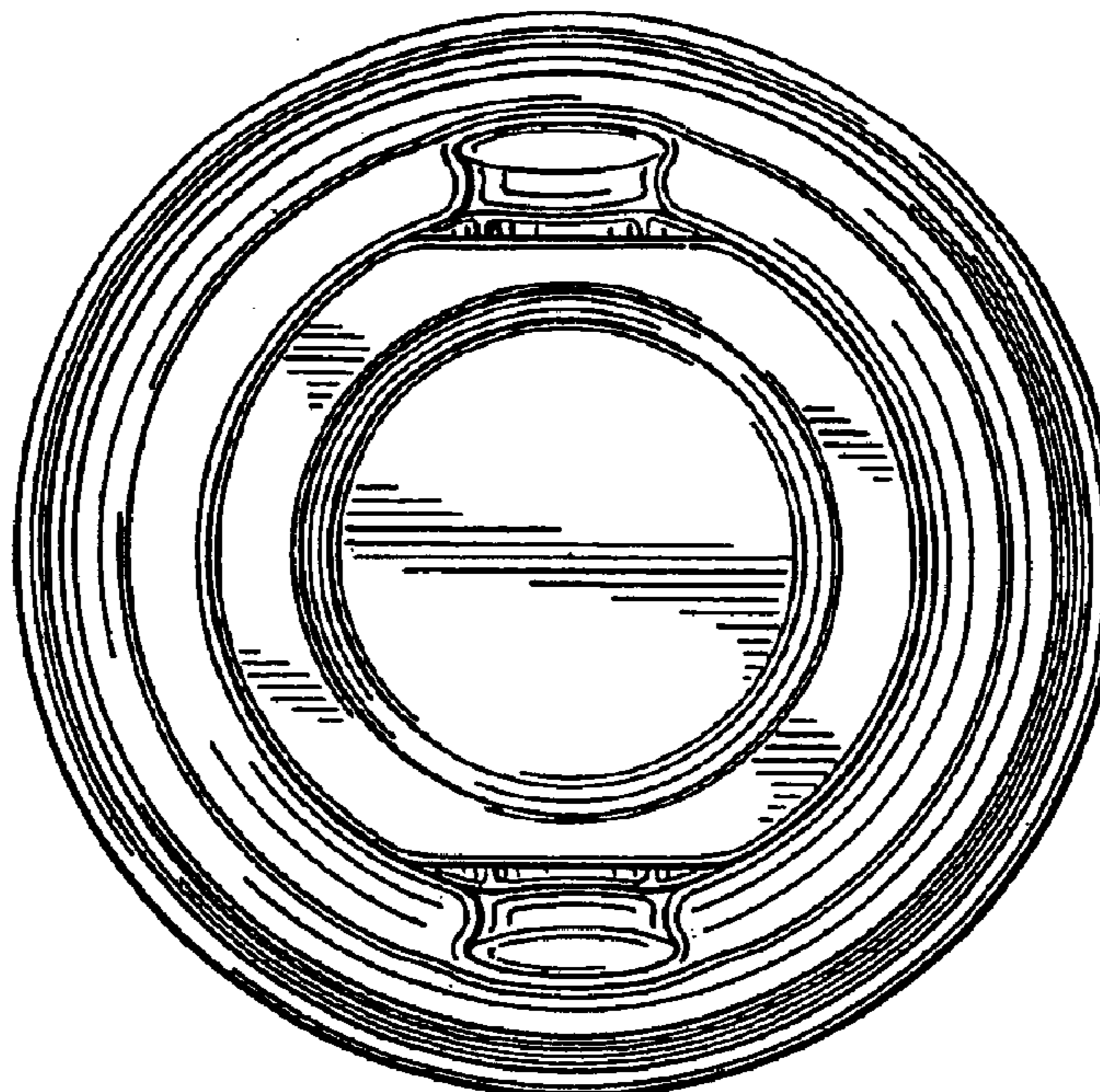


FIG. 11

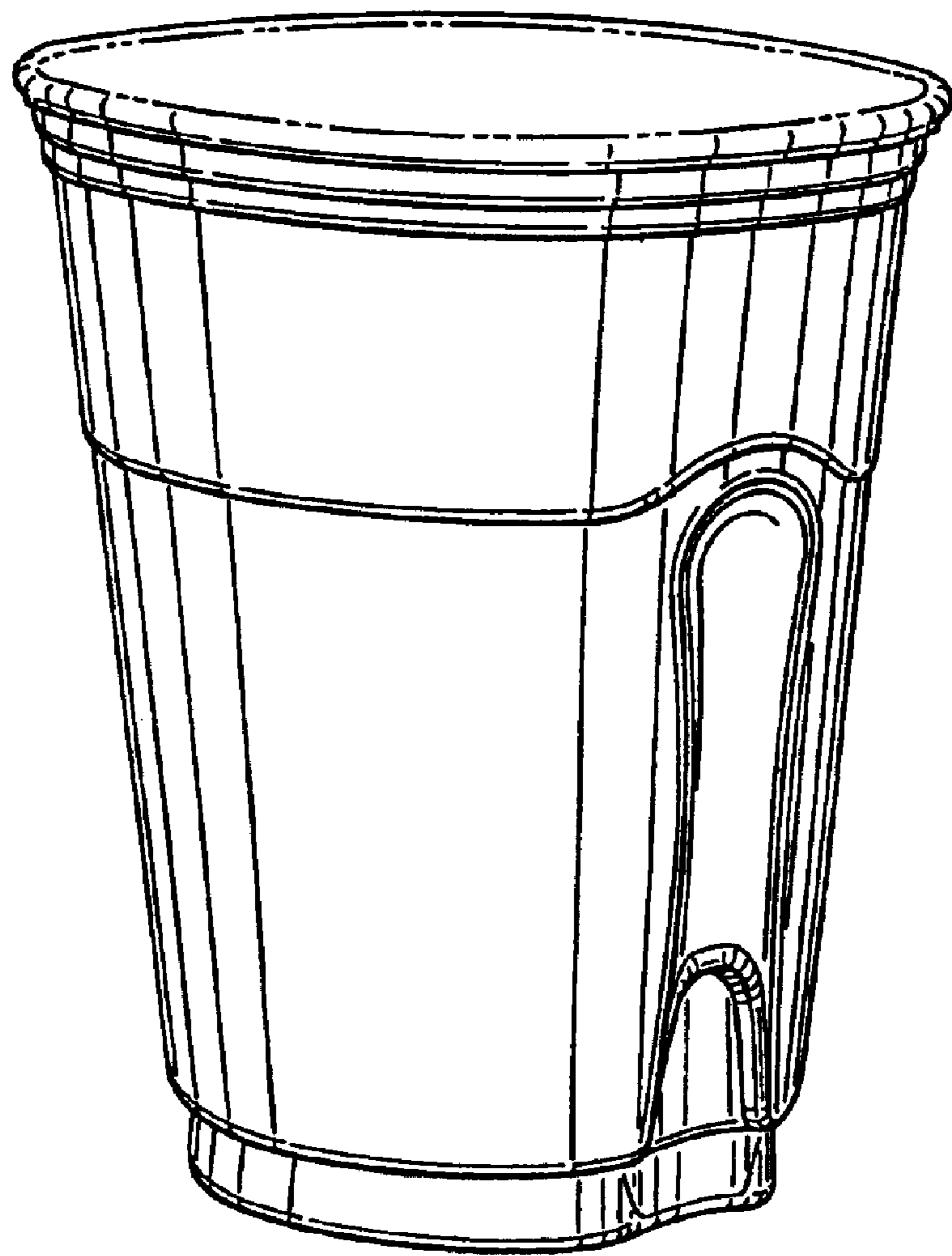


FIG. 12

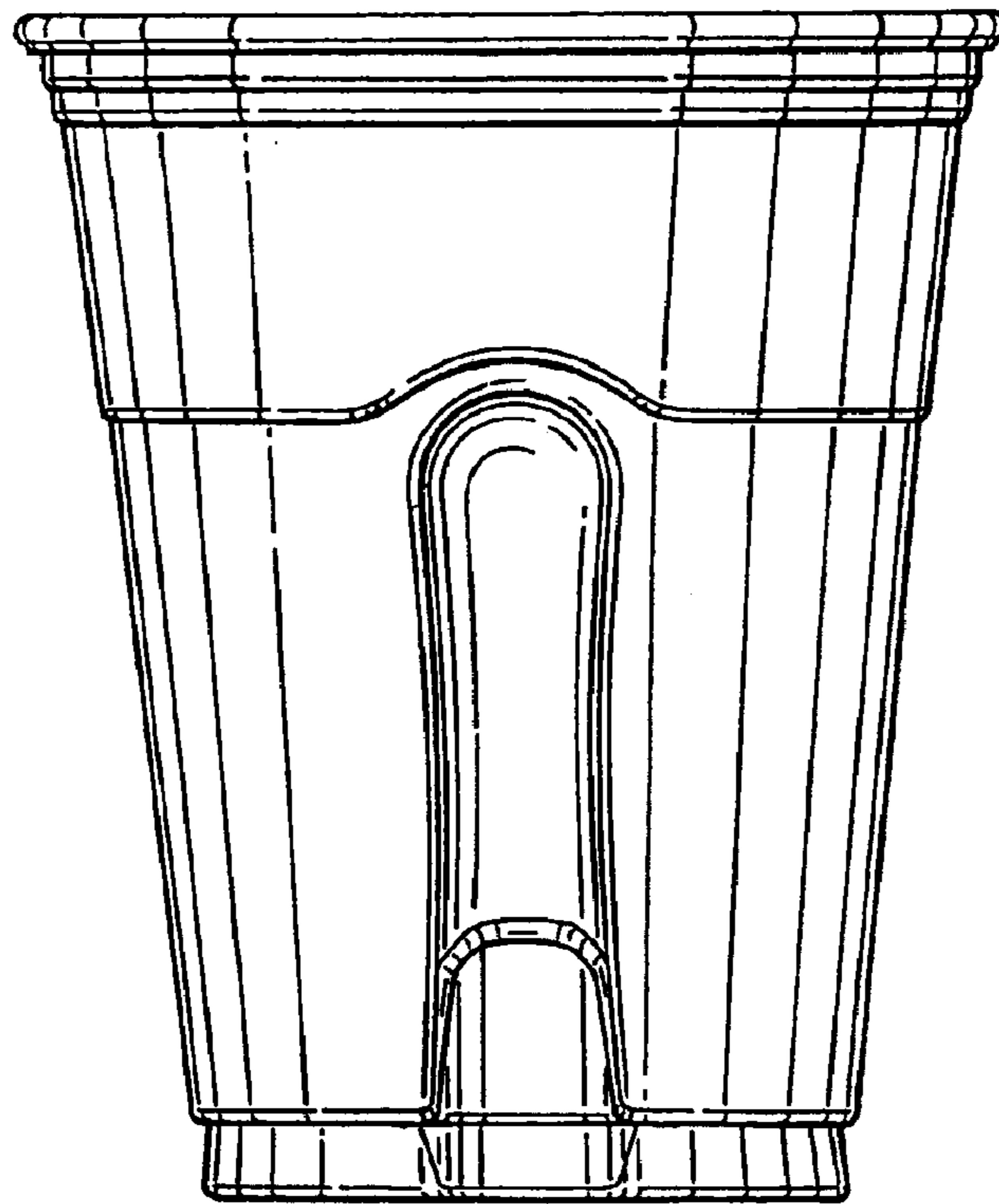


FIG. 13

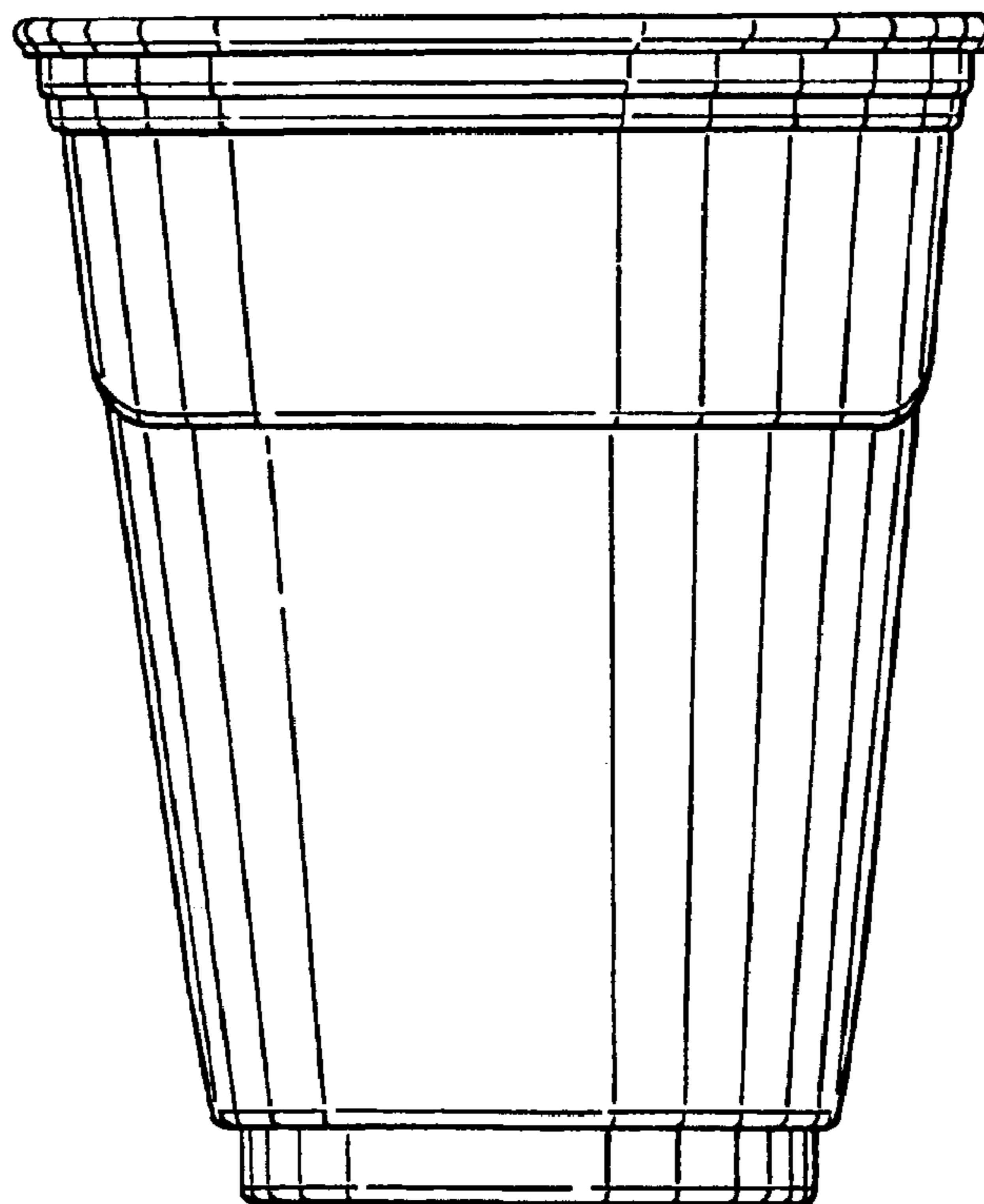


FIG. 14




FIG. 15

