

US00D505827S

(12) **United States Design Patent**  
**Riddle, III**

(10) **Patent No.:** **US D505,827 S**  
(45) **Date of Patent:** **\*\* Jun. 7, 2005**

(54) **CHICKEN COOKING DEVICE**

(76) **Inventor:** **Oscar Davis Riddle, III**, 21714 Tommy Trail, San Antonio, TX (US) 78266

(\*\*) **Term:** **14 Years**

(21) **Appl. No.:** **29/198,913**

(22) **Filed:** **Feb. 9, 2004**

(51) **LOC (8) Cl.** ..... **07-02**

(52) **U.S. Cl.** ..... **D7/360**

(58) **Field of Search** ..... D7/354, 360, 357,  
D7/361, 359, 409; 99/419, 440, 448; 219/732,  
735

(56) **References Cited**

**U.S. PATENT DOCUMENTS**

3,143,059	A	*	8/1964	Sofio	.....	99/440
4,450,759	A		5/1984	Steibel		
4,558,197	A	*	12/1985	Wyatt	.....	219/732
D282,706	S	*	2/1986	DiFede	.....	D7/409
D286,849	S	*	11/1986	Sarnoff et al.	.....	D7/409
5,008,508	A	*	4/1991	Skерker et al.	.....	219/732
6,216,586	B1		4/2001	Burgin		

6,349,632	B1		2/2002	Beck, Jr.		
D461,682	S	*	8/2002	Fandrey	.....	D7/409
2002/0100371	A1		8/2002	Snoke et al.		
2002/0195001	A1		12/2002	Hester		
2003/0056656	A1		3/2003	Marco, Jr.		

\* cited by examiner

*Primary Examiner*—Caron D. Veynar

*Assistant Examiner*—Vy Nguyen

(74) *Attorney, Agent, or Firm*—Stephen R. Greiner

(57) **CLAIM**

The ornamental design for a chicken cooking device, as shown and described.

**DESCRIPTION**

FIG. 1 is a perspective view of a chicken cooking device showing my new design;

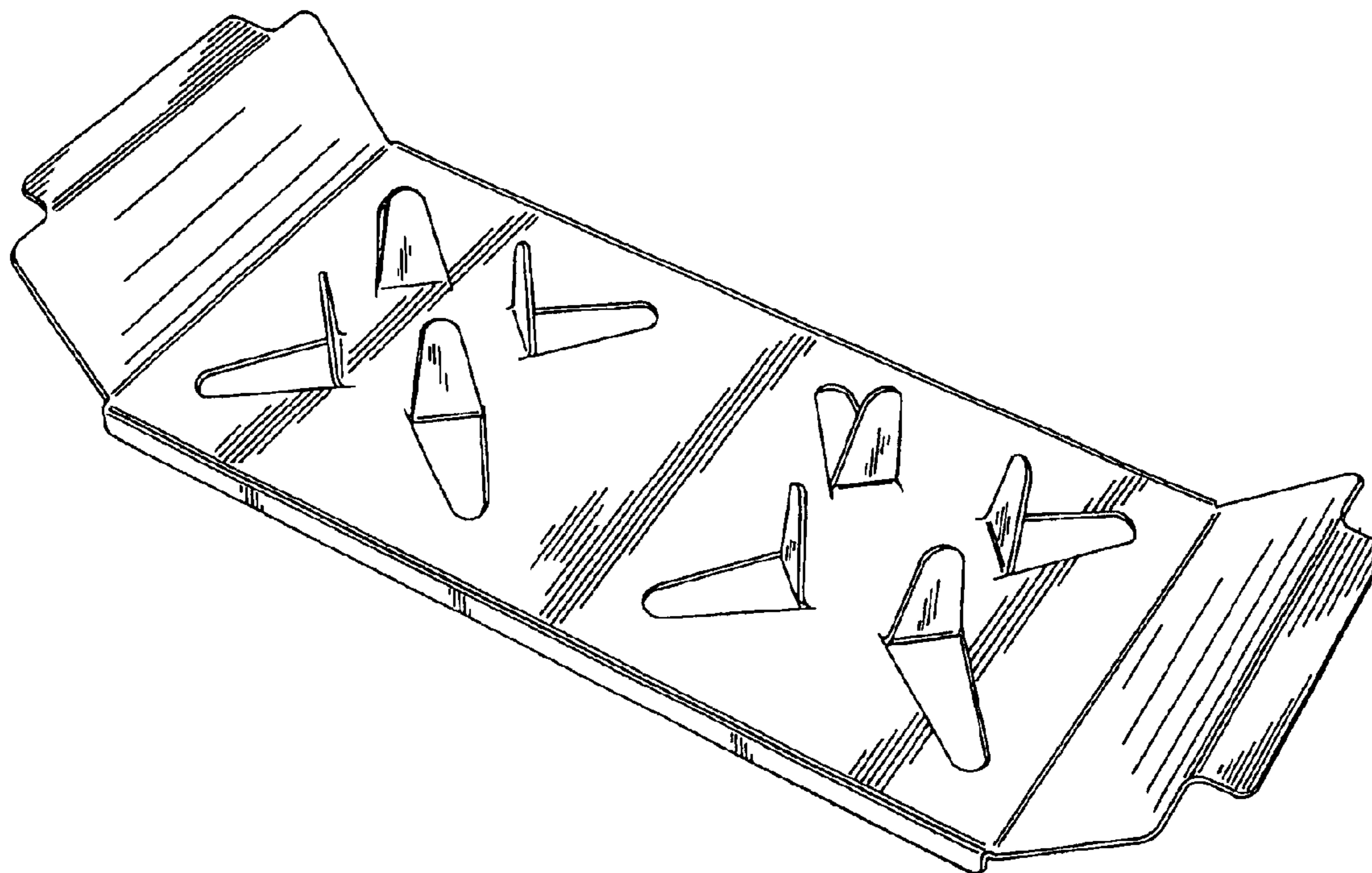
FIG. 2 is a top view thereof;

FIG. 3 is a bottom view thereof;

FIG. 4 is a front elevational view thereof with the rear elevation being a mirror image thereof; and,

FIG. 5 is a right side elevational view with the left side being a mirror image thereof.

**1 Claim, 2 Drawing Sheets**



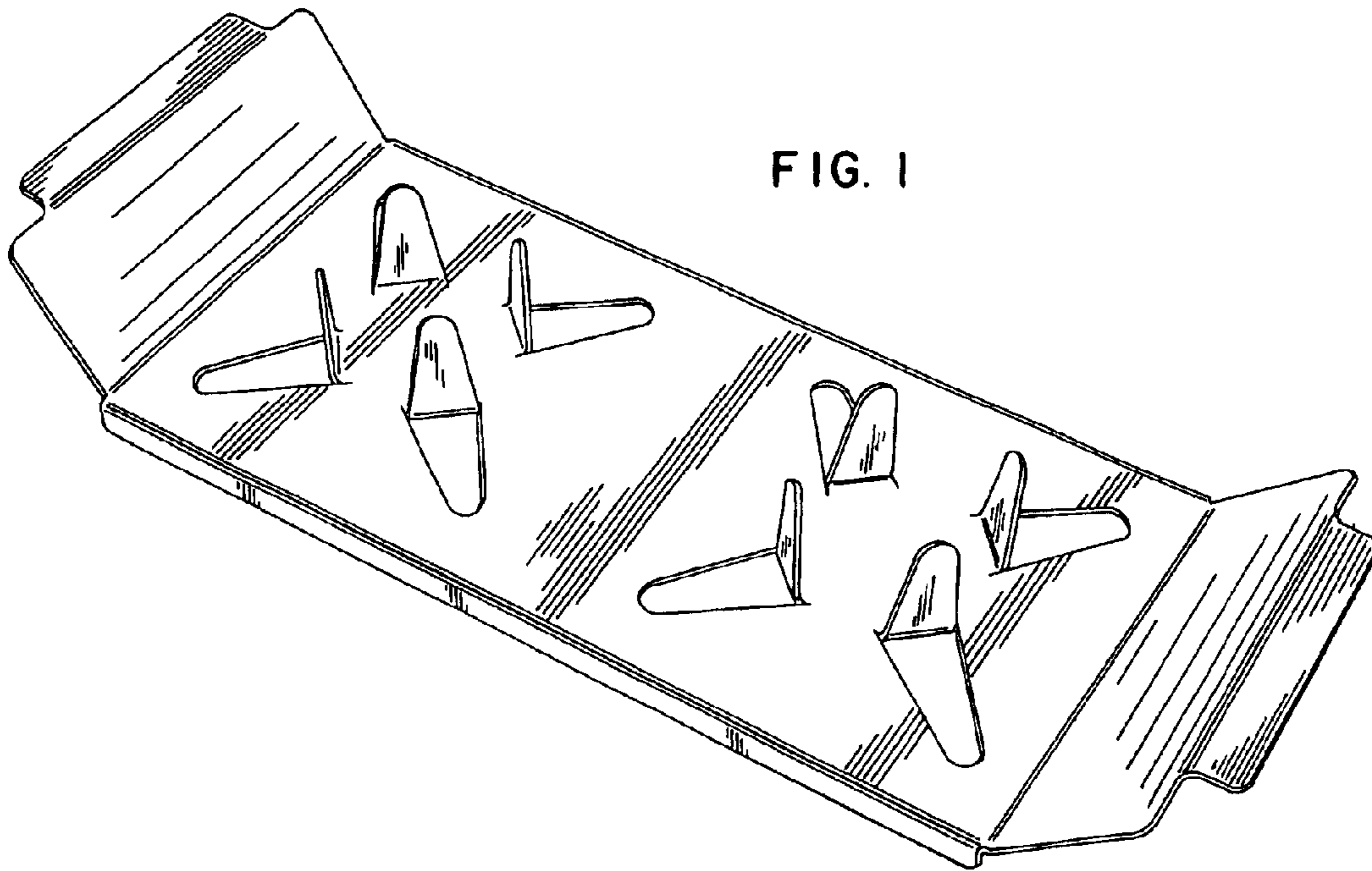
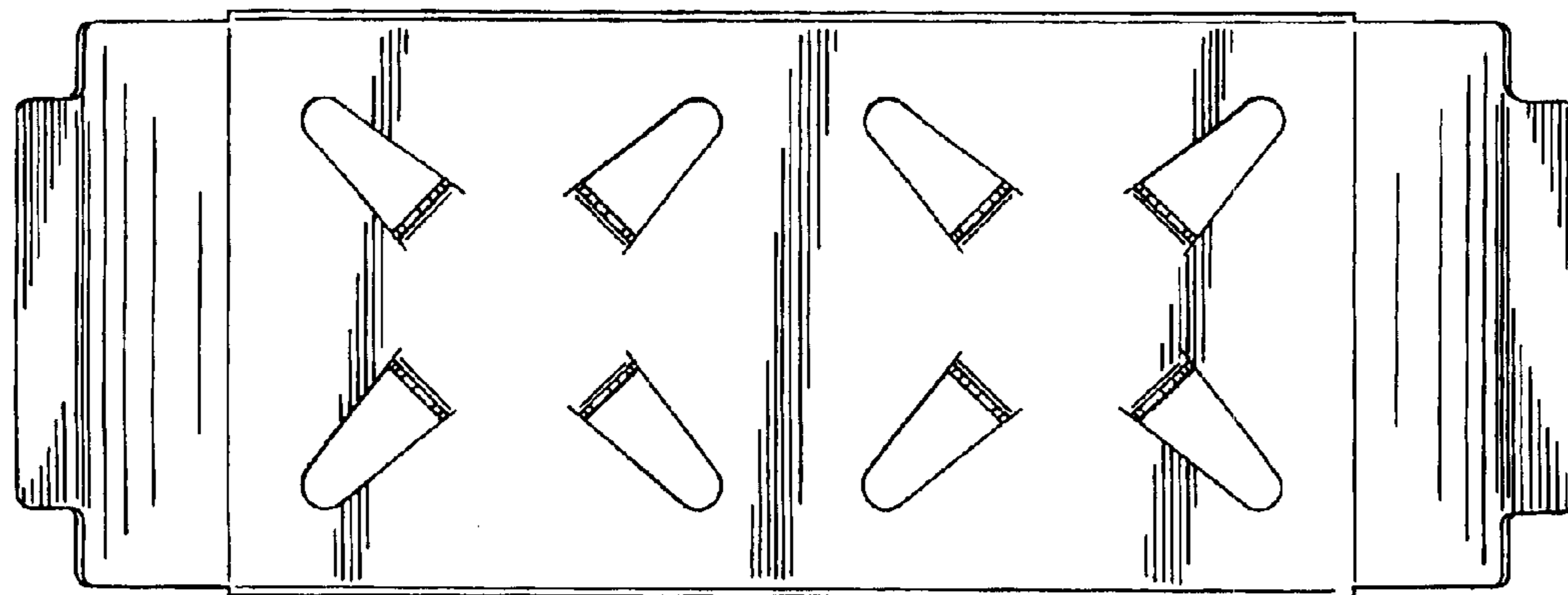


FIG. 2



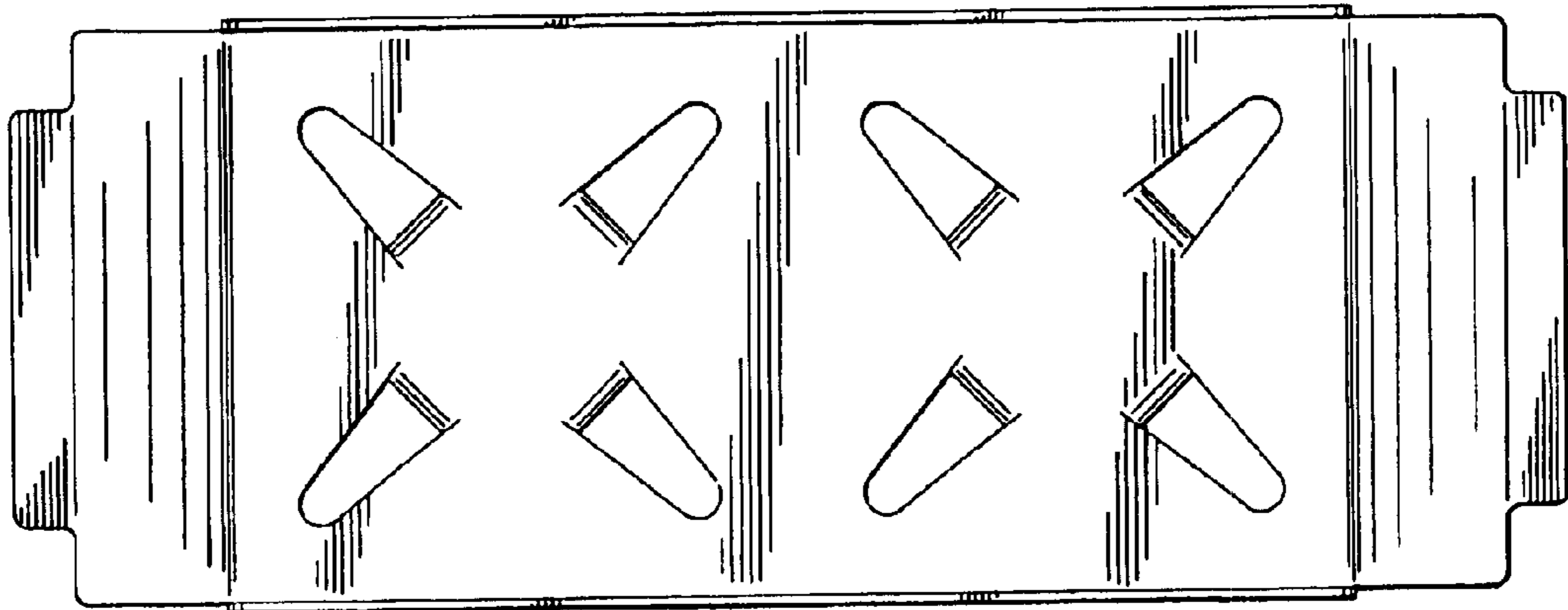


FIG. 3

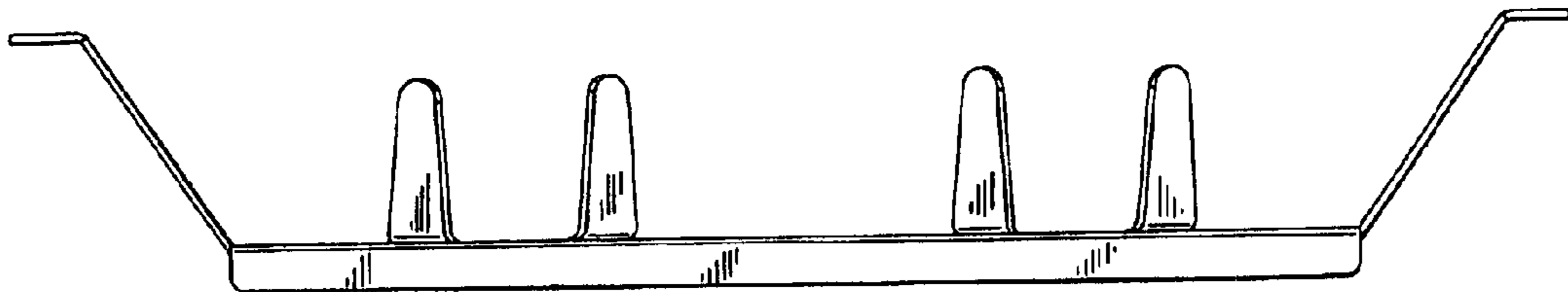


FIG. 4




FIG. 5