

US00D505820S

(12) **United States Design Patent**
Didehvar et al.

(10) **Patent No.:** **US D505,820 S**
(45) **Date of Patent:** **** Jun. 7, 2005**

(54) **WALL CABINET**
(75) Inventors: **Kevin Didehvar**, Hockessin, DE (US);
Matt Charnik, New Castle, DE (US)
(73) Assignee: **Zenith Products Corp.**, New Castle,
DE (US)
(**) Term: **14 Years**

D436,484 S * 1/2001 Harwanko D6/561
D439,095 S * 3/2001 Harwanko D6/561
D439,458 S * 3/2001 Melillo D6/561
D439,782 S * 4/2001 Melillo D6/561
D488,319 S * 4/2004 Harwanko D6/397
D490,634 S * 6/2004 Clucas D6/561

* cited by examiner

(21) Appl. No.: **29/189,243**
(22) Filed: **Aug. 29, 2003**

Primary Examiner—Brian N Vinson
(74) *Attorney, Agent, or Firm*—Edgar A. Zarins; Lloyd D.
Doigan

(51) **LOC (8) Cl.** **06-04**
(52) **U.S. Cl.** **D6/561**
(58) **Field of Search** D6/553, 559, 560–561,
D6/329, 396, 432, 448, 436–439, 444–446;
312/209, 234, 224–225, 242, 245; 206/320,
823

(57) **CLAIM**

The ornamental design for a wall cabinet, as shown and described.

(56) **References Cited**
U.S. PATENT DOCUMENTS

DESCRIPTION

FIG. 1 is a perspective view of a wall cabinet showing our new design;
FIG. 2 is a front elevational view thereof;
FIG. 3 is a top plan view thereof; and,
FIG. 4 is a left side view thereof, the opposite side being a mirror image of the side shown.

D253,563 S * 12/1979 Ungaro D6/561
D412,629 S * 8/1999 Zaidman D6/445
D436,483 S * 1/2001 Melillo D6/561

1 Claim, 2 Drawing Sheets




Fig-1





Fig-2




Fig-3

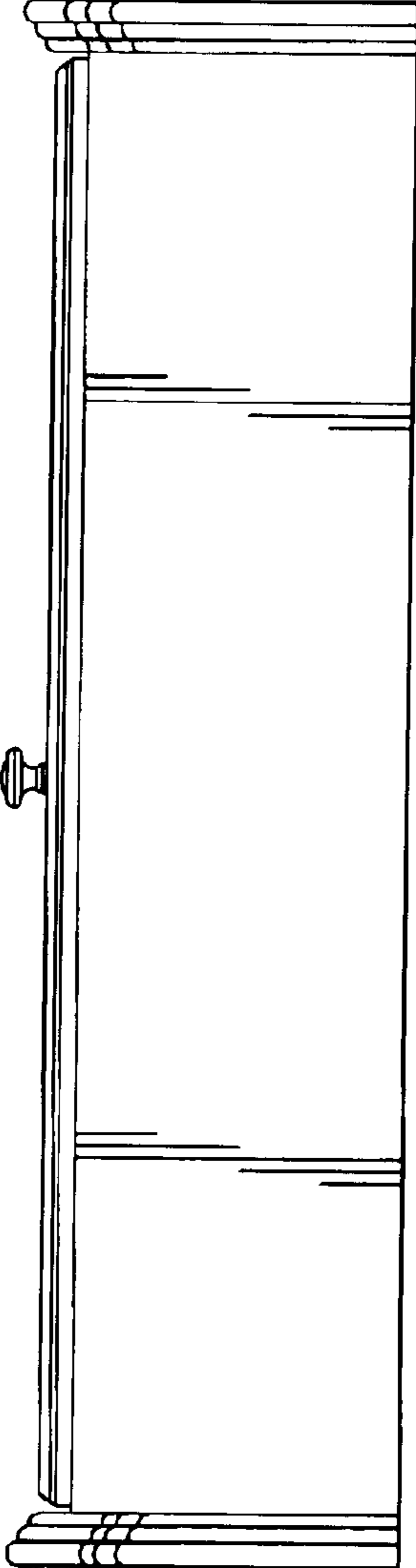


Fig-4