

US00D505811S

(12) **United States Design Patent**
Lenger

(10) **Patent No.:** **US D505,811 S**
(45) **Date of Patent:** **** Jun. 7, 2005**

- (54) **FURNITURE COMPONENT**
- (75) **Inventor:** **Sidney A. Lenger**, Kernersville, NC (US)
- (73) **Assignee:** **American Signature, Inc.**, Columbus, OH (US)
- (**) **Term:** **14 Years**

D384,842 S	10/1997	Kennedy	D6/502
D388,977 S	1/1998	Shih et al.	D6/440
D389,676 S	* 1/1998	Diaz-Azcuy	D6/488
D390,049 S	* 2/1998	Diaz-Azcuy	D6/483
D400,733 S	11/1998	O'Hare	D6/445
D401,082 S	11/1998	O'Hare	D6/446
D436,771 S	1/2001	Zaidman	D6/509
D459,620 S	7/2002	O'Hare et al.	D6/483
D476,179 S	6/2003	Lenger	D6/497
D481,892 S	11/2003	Lenger	D6/509

- (21) **Appl. No.:** **29/202,939**
- (22) **Filed:** **Apr. 7, 2004**

* cited by examiner

Related U.S. Application Data

- (62) Division of application No. 29/186,513, filed on Jul. 17, 2003, now Pat. No. Des. 495,165, which is a division of application No. 29/165,109, filed on Aug. 5, 2002, now Pat. No. Des. 481,892.
- (51) **LOC (8) Cl.** **06-06**
- (52) **U.S. Cl.** **D6/494**
- (58) **Field of Search** D6/432-448, 492-495, D6/509-510; 312/204, 7.2, 114

Primary Examiner—Cathron Brooks
(74) *Attorney, Agent, or Firm*—Wood Herron & Evans, LLP

(57) **CLAIM**

The ornamental design for the furniture component, as shown and described.

DESCRIPTION


FIG. 1 is a front elevational view of my new design for a furniture component;
FIG. 2 is a right side elevational view thereof, with the left side elevational view thereof being a mirror image of FIG. 2;
FIG. 3 is a rear elevational view thereof;
FIG. 4 is a top plan view thereof; and,
FIG. 5 is a bottom plan view thereof.
The features of the furniture component shown in broken lines form no part of the claimed design.

(56) **References Cited**

U.S. PATENT DOCUMENTS

D28,031 S	12/1897	York	D6/349
D56,541 S	11/1920	Sailer	D6/495
D63,762 S	1/1924	Welch	D6/470
D138,819 S	* 9/1944	Larson	D6/488
D208,401 S	8/1967	Morgan	D6/509
D378,256 S	3/1997	Keller	D6/497
D379,126 S	5/1997	Keller	D6/495

1 Claim, 3 Drawing Sheets






FIG. 2




FIG. 1




FIG. 3




FIG. 4




FIG. 5