

US00D505809S

(12) **United States Design Patent**
Cassidy et al.

(10) **Patent No.: US D505,809 S**
(45) **Date of Patent: ** *Jun. 7, 2005**

(54) **STACKABLE CLOTHING DIVIDER HAVING WIDE PULLING TAB**

(75) Inventors: **Clarence A. Cassidy**, Escondido, CA (US); **Daniel L. Young**, Escondido, CA (US); **Niki J. Kopenhaver**, Rancho Santa Fe, CA (US); **Terry H. Cassidy**, Escondido, CA (US)

(73) Assignee: **American Innotek**, Escondido, CA (US)

(*) Notice: This patent is subject to a terminal disclaimer.

(**) Term: **14 Years**

(21) Appl. No.: **29/181,445**

(22) Filed: **May 9, 2003**

(51) **LOC (8) Cl. 06-06**

(52) **U.S. Cl. D6/491; D6/509; D7/698; D9/457**

(58) **Field of Search D6/491, 492, 509-511; D3/319; D7/354, 409, 554.3, 69; D9/456, 457; D20/22, 27, 10; 40/124.01, 299.01, 300, 617, 641; 229/108; 362/812; 428/131**

(56) **References Cited**

U.S. PATENT DOCUMENTS

1,071,625	A	*	8/1913	Morrell	40/360
1,452,250	A	*	4/1923	Ludlow et al.	40/673
1,484,611	A	*	2/1924	Blaine, Jr.	40/360
2,089,333	A	*	8/1937	Bourdon	40/360
2,480,686	A	*	8/1949	Aigner	40/360
3,323,151	A	*	6/1967	Lerman	5/722
D213,989	S	*	4/1969	Boone	D7/698
D236,657	S	*	9/1975	Reeves	D28/9

D241,718	S	*	10/1976	Hourahine	D9/457
D292,366	S	*	10/1987	Kuether et al.	29/181
5,073,428	A	*	12/1991	Lancelot et al.	428/67
5,242,732	A	*	9/1993	Bahakel	428/81
D371,296	S	*	7/1996	Correll	D9/456
5,570,081	A	*	10/1996	Holstrom	340/573.3
D377,667	S	*	1/1997	DeArkland	D20/22
D380,012	S	*	6/1997	McGarry-Webster	D20/22
D409,422	S	*	5/1999	West	D6/511
5,966,852	A	*	10/1999	Drzewiecki	40/360
D427,526	S	*	7/2000	Correll	D9/433
6,098,324	A	*	8/2000	Nepote	40/301
6,287,659	B1	*	9/2001	Robbins et al.	428/43

OTHER PUBLICATIONS

W. Bell Catalog, Carving Board "S", p. 299, 1982.*

* cited by examiner

Primary Examiner—Cathron Brooks

(74) *Attorney, Agent, or Firm*—Procopio, Cory, Hargreaves & Savitch, LLP; Gary L. Eastman, Esq.

(57) **CLAIM**

The ornamental design for a stackable clothing divider having wide pulling tab, as shown and described.

DESCRIPTION

FIG. 1 is a front view of the stackable clothing divider having wide pulling tab showing our new design;

FIG. 2 is right side view thereof;

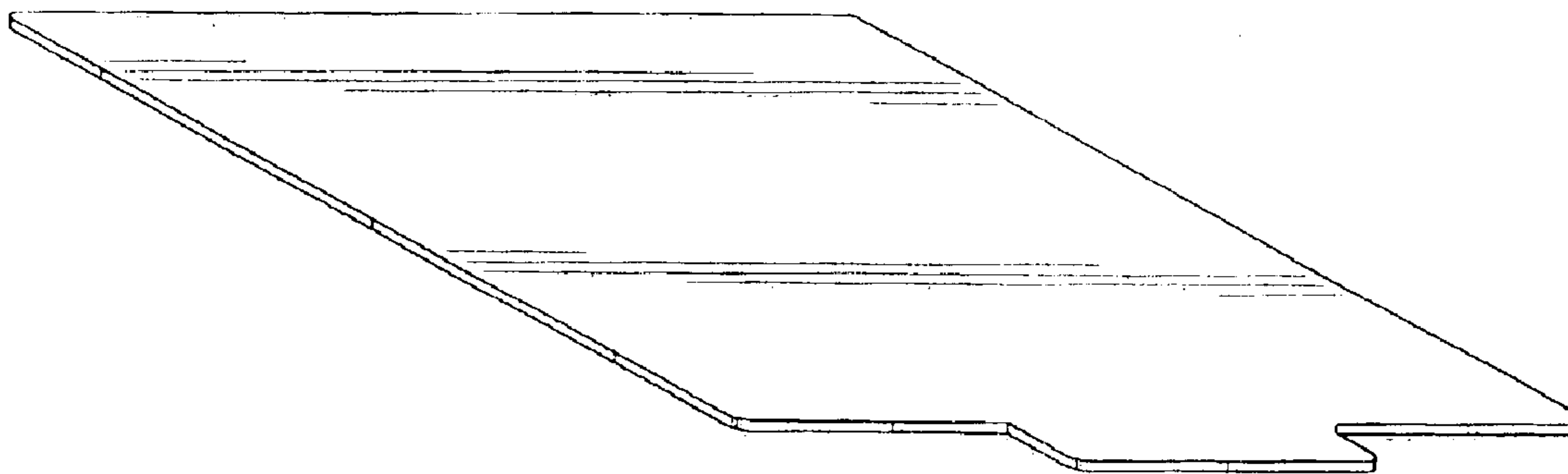
FIG. 3 is a bottom view thereof;

FIG. 4 is a top view thereof; and,

FIG. 5 is a perspective view of the stackable clothing divider having wide pulling tab.

The back view of the stackable clothing divider having wide pulling tab is a mirror image of FIG. 1, and the left side view is a mirror image of FIG. 2.

1 Claim, 1 Drawing Sheet






FIG. 1



FIG. 2

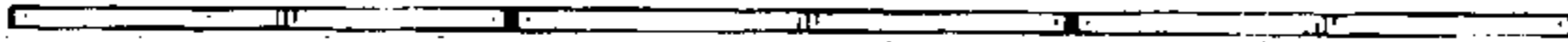


FIG. 3

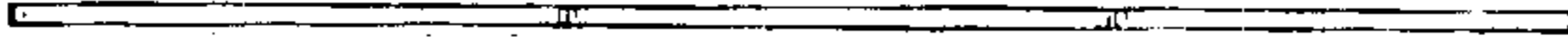


FIG. 4

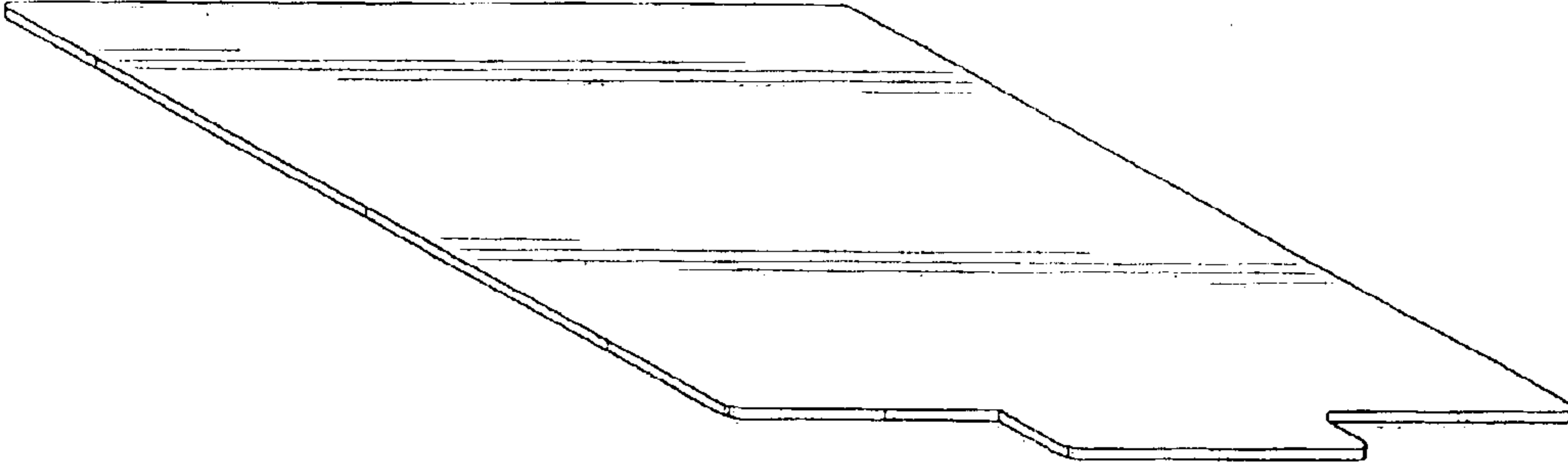


FIG. 5