

US00D505798S

(12) **United States Design Patent**  
**Seiler**

(10) **Patent No.:** **US D505,798 S**  
(45) **Date of Patent:** **\*\* Jun. 7, 2005**

- |  |   |
|--|---|
| (54) <b>CHAIR</b>  | D445,580 S * 7/2001 Pennington et al. .... D6/366 |
|  | D445,581 S 7/2001 Su                              |
| (75) Inventor: <b>Matthias Seiler</b> , Loerrach (DE)        | D449,174 S 10/2001 Neil                           |
|  | D449,457 S 10/2001 Su                             |
| (73) Assignee: <b>Sedus Stoll AG</b> , Waldshut-Tiengen (DE) | D451,293 S 12/2001 Su                             |
|  | D453,079 S 1/2002 Ma                              |
| (**) Term: <b>14 Years</b>                                   | D456,626 S 5/2002 Su                              |
|  | D461,323 S 8/2002 Su                              |
|  | D465,938 S 11/2002 Huang                          |
| (21) Appl. No.: <b>29/195,082</b>                            | D487,359 S * 3/2004 Giugiaro ..... D6/366         |
|  | D493,627 S * 8/2004 Ma ..... D6/366               |
| (22) Filed: <b>Dec. 8, 2003</b>                              | D496,170 S * 9/2004 Gamberini ..... D6/366        |
|  | D500,607 S * 1/2005 Tsai ..... D6/366             |

**Related U.S. Application Data**

- (62) Division of application No. 29/139,610, filed on Apr. 4, 2001, now Pat. No. Des. 488,313.
- (51) **LOC (8) Cl.** ..... **06-06**
- (52) **U.S. Cl.** ..... **D6/366**
- (58) **Field of Search** ..... D6/334, 364, 365, D6/366, 367, 379, 380, 498, 500-502; 297/411.2, 411.27, 452.36

\* cited by examiner

*Primary Examiner*—Mimosa De  
(74) *Attorney, Agent, or Firm*—Oblon, Spivak, McClelland, Maier & Neustadt, P.C.

(57) **CLAIM**

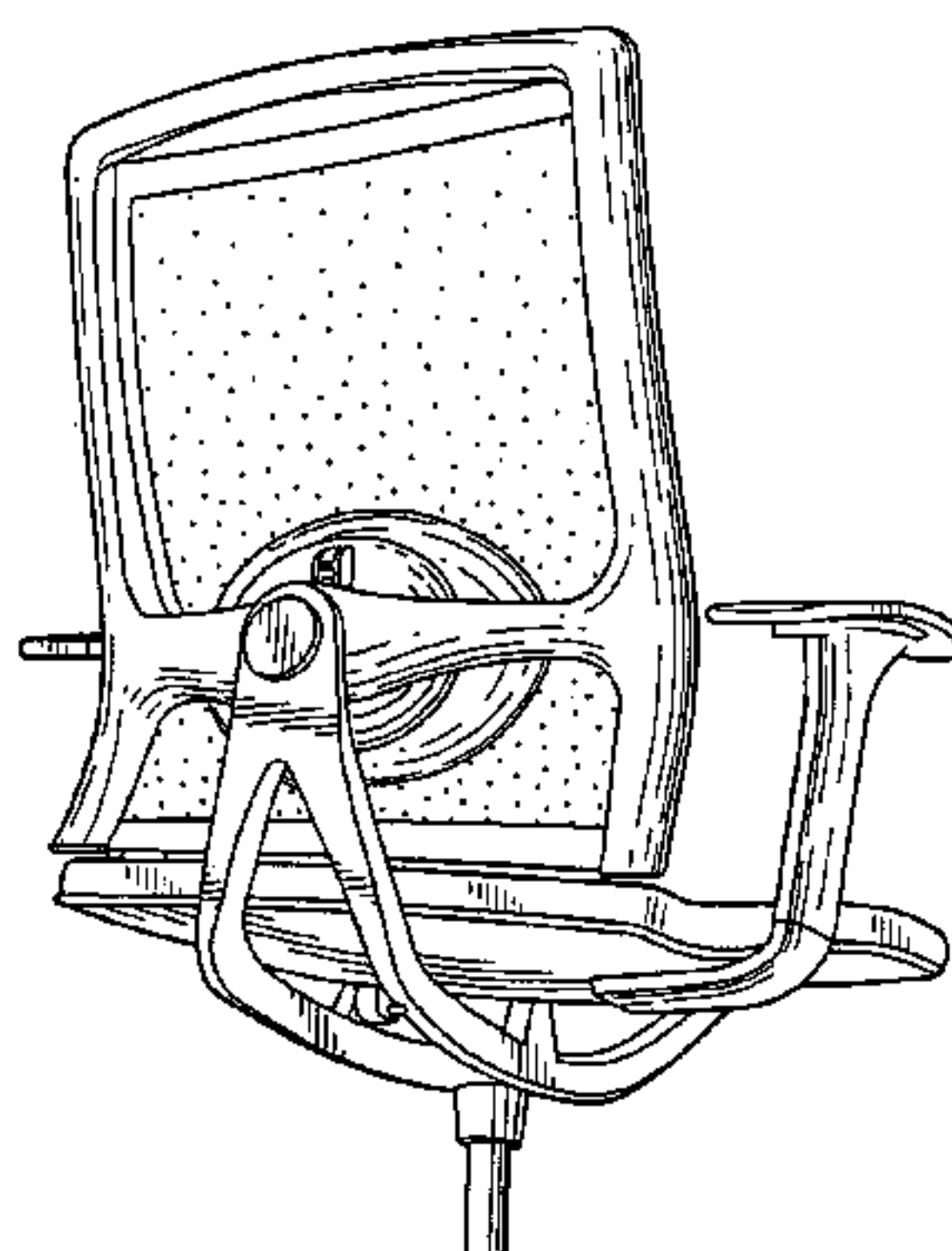
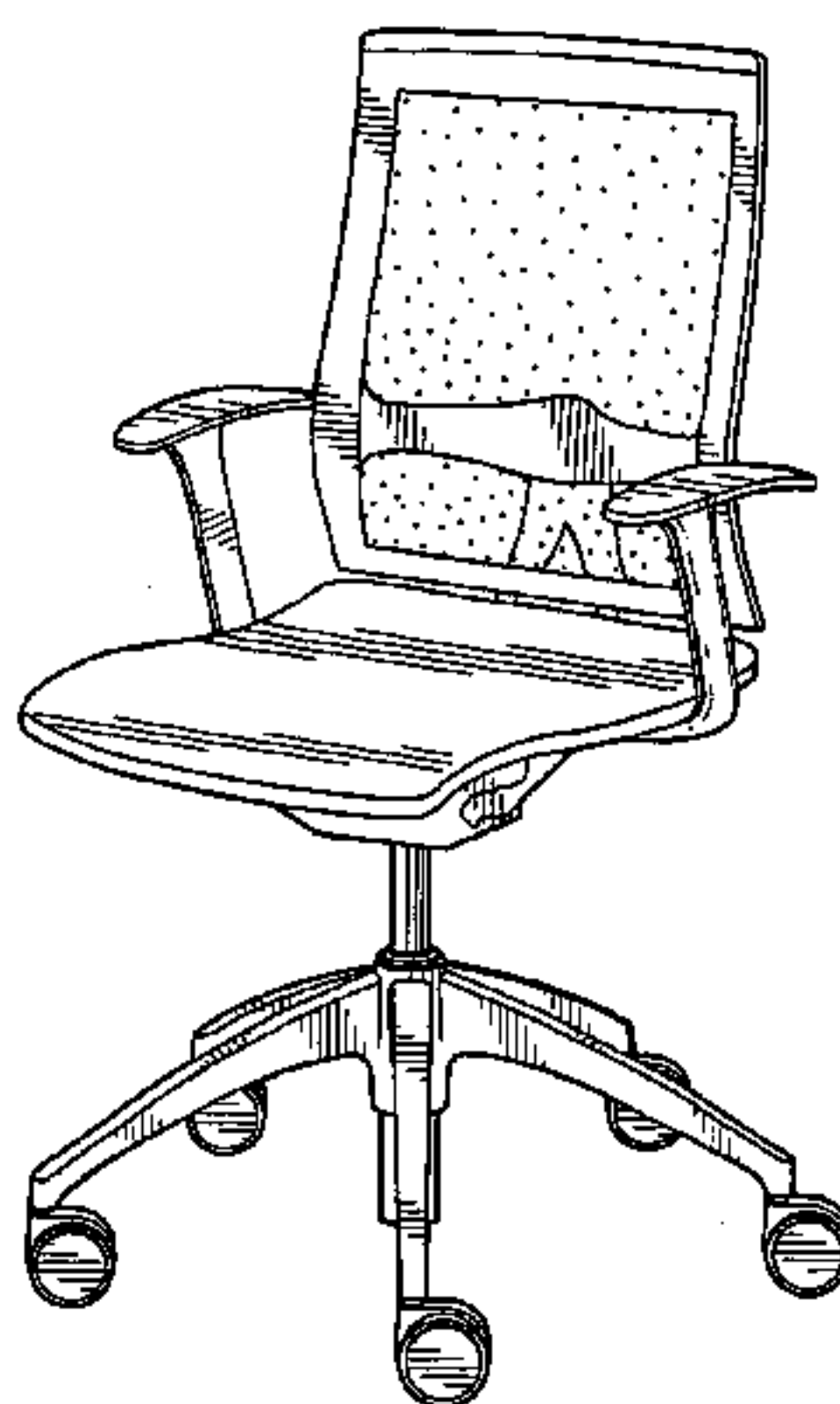
The ornamental design for a chair, as shown and described.

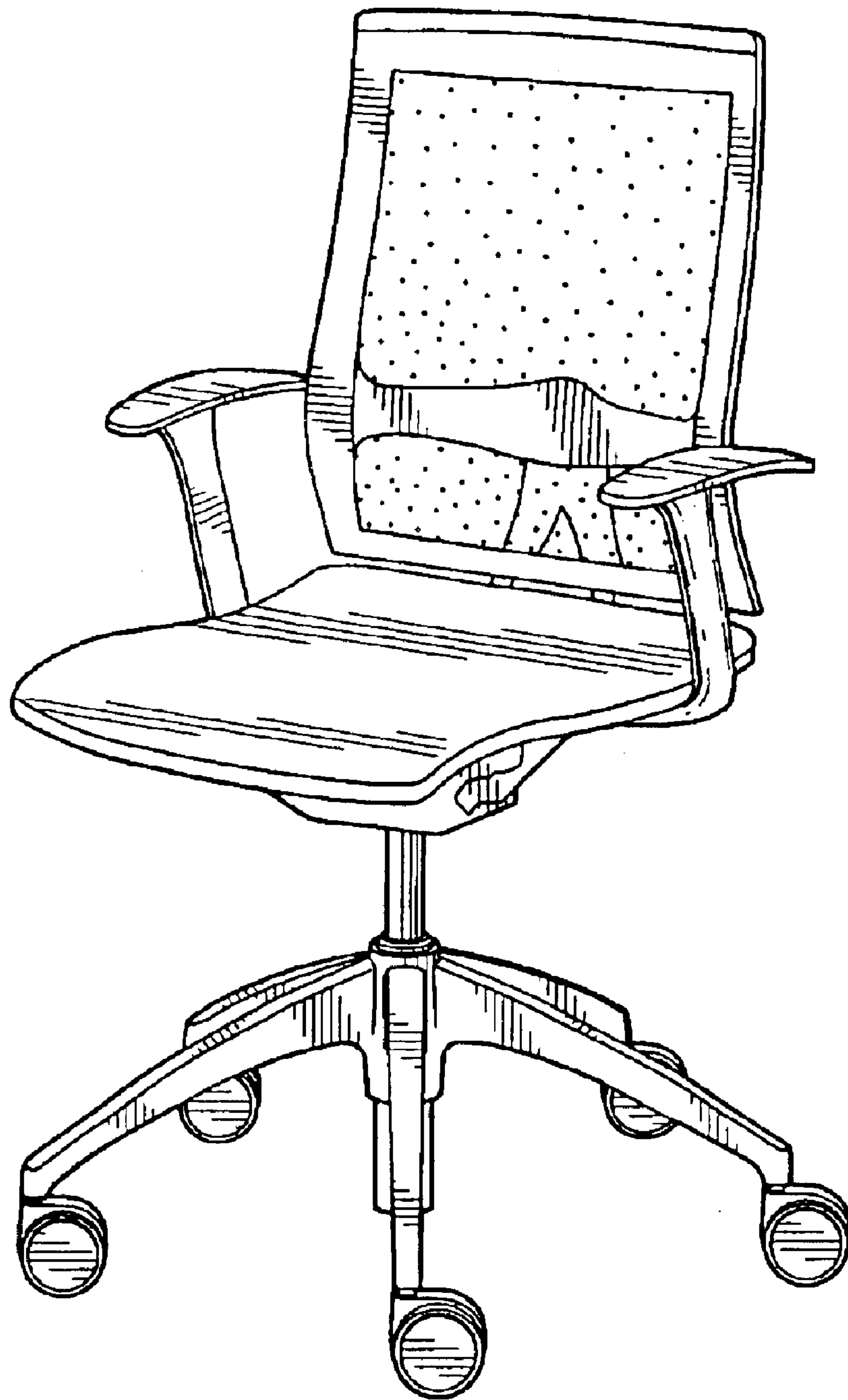
**DESCRIPTION**

FIG. 1 is a top, front and right side perspective view of a chair showing my new design;  
FIG. 2 is an enlarged right side elevational view thereof;  
FIG. 3 is an enlarged rear and left side partial elevational view thereof; and,  
FIG. 4 is an enlarged left side partial elevational view thereof.

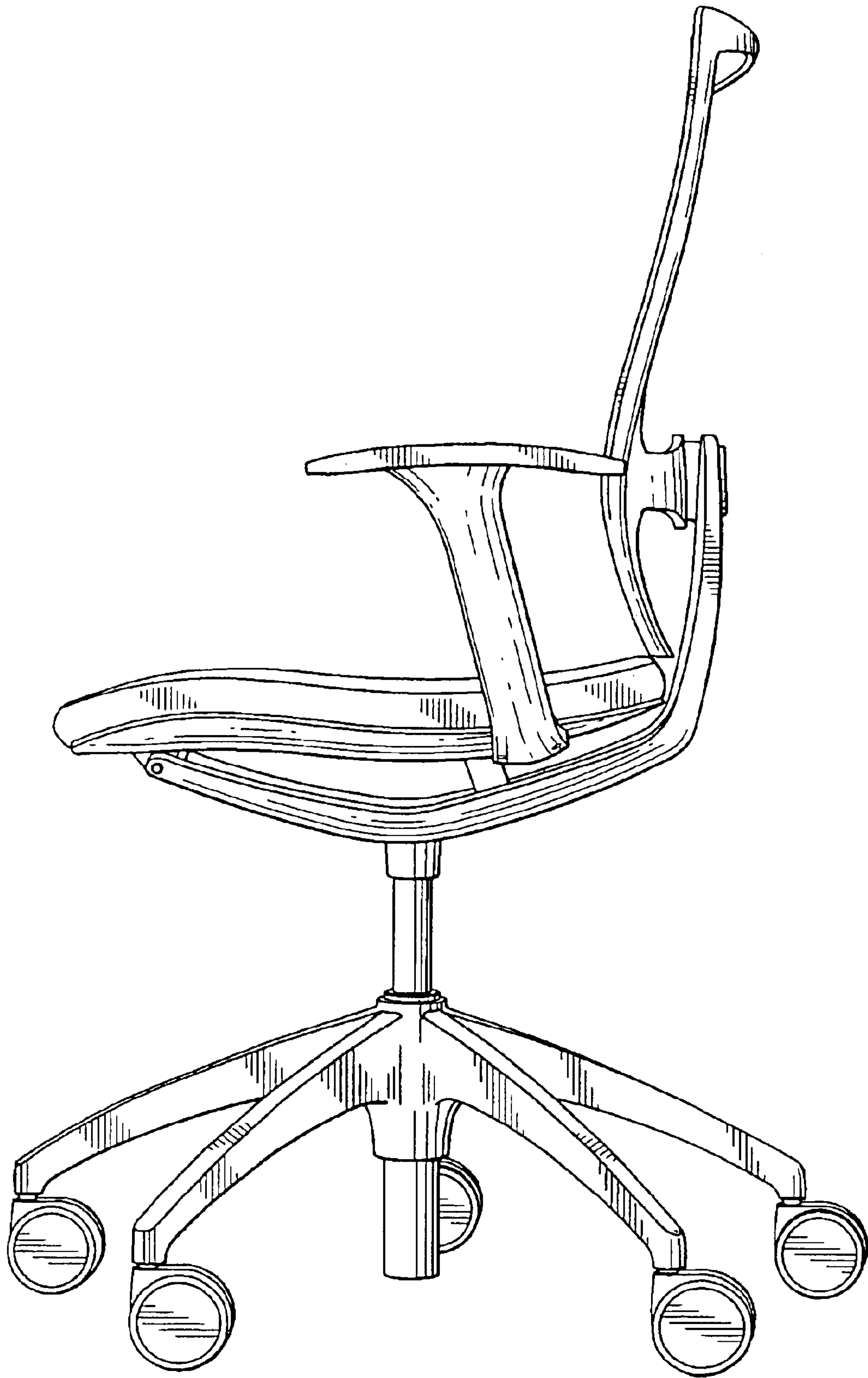
- (56) **References Cited**
- U.S. PATENT DOCUMENTS
- |            |        |               |
|------------|--------|---------------|
| D273,916 S | 5/1984 | Murry         |
| D346,279 S | 4/1994 | Stumpf et al. |
| D423,259 S | 4/2000 | Grove         |
| D436,260 S | 1/2001 | Nagamitsu     |
| D436,456 S | 1/2001 | Neil          |
| D437,132 S | 2/2001 | Nagamitsu     |

**1 Claim, 4 Drawing Sheets**

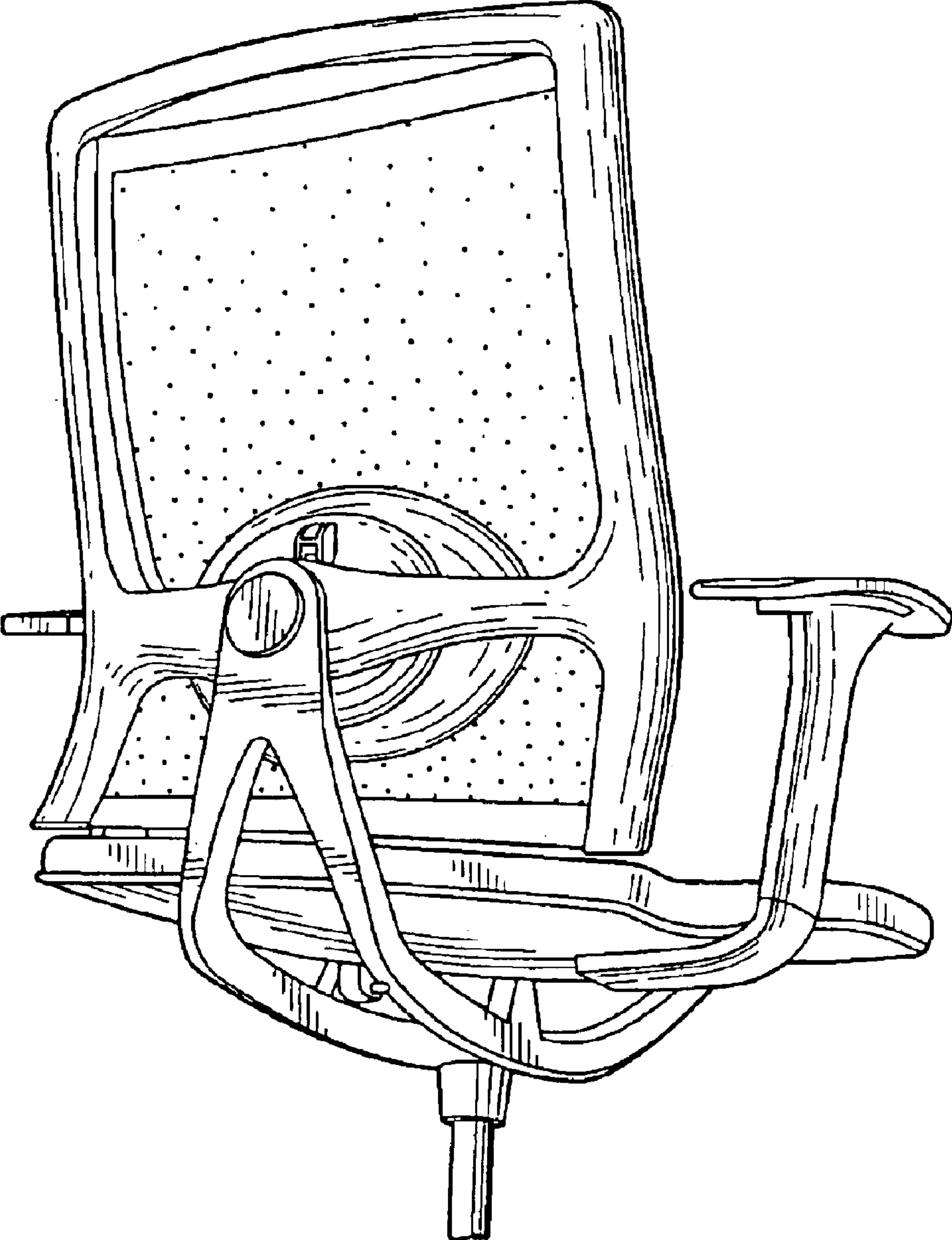




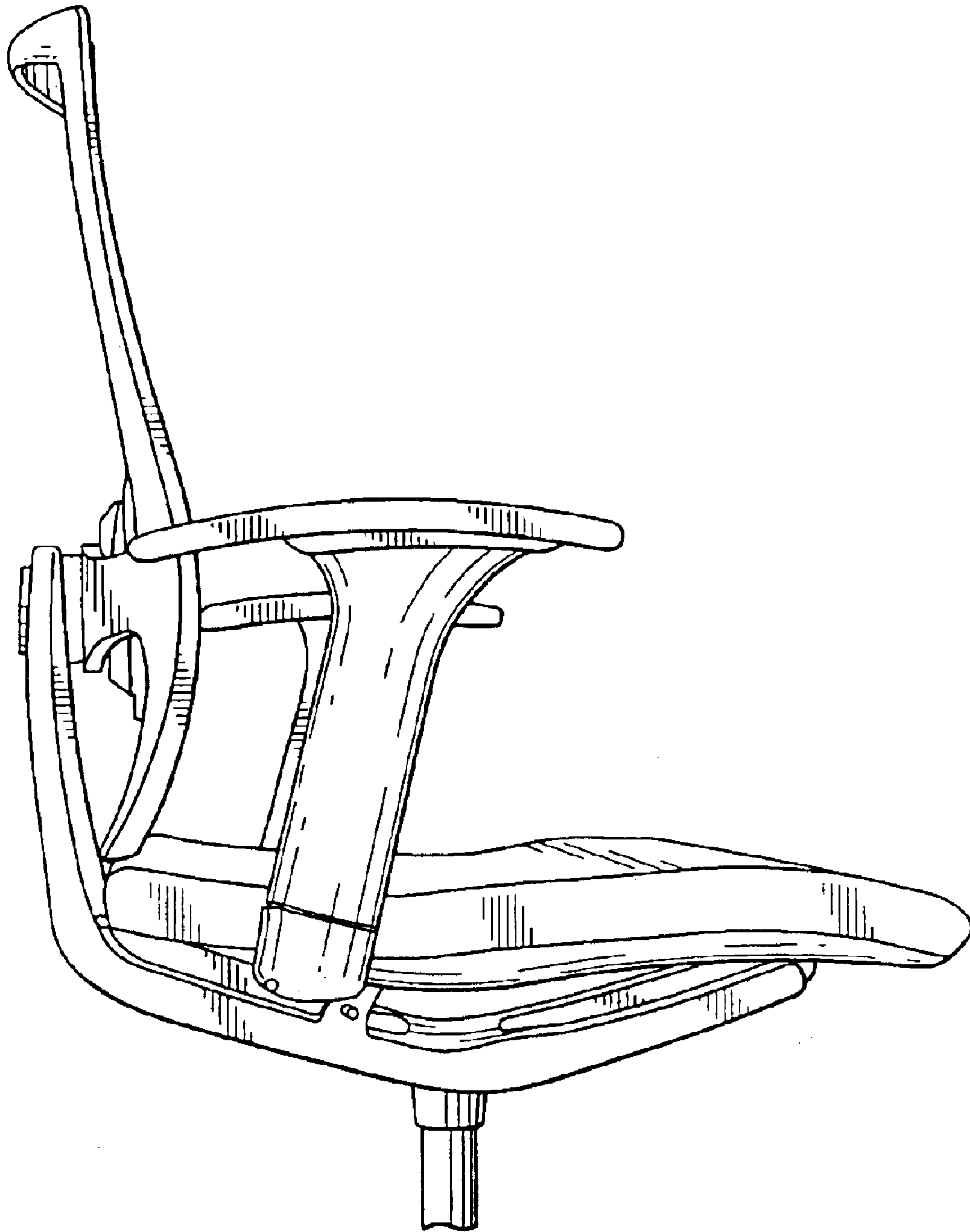
*FIG. 1*



*FIG. 2*



*FIG. 3*



*FIG. 4*