

US00D505796S

(12) **United States Design Patent**
Johnson

(10) **Patent No.:** **US D505,796 S**
(45) **Date of Patent:** **** Jun. 7, 2005**

(54) **PASSENGER SEAT**

(75) **Inventor:** **Glenn A. Johnson**, King, NC (US)

(73) **Assignee:** **BE Aerospace, Inc.**, Wellington, FL (US)

(**) **Term:** **14 Years**

(21) **Appl. No.:** **29/174,099**

(22) **Filed:** **Jan. 10, 2003**

(51) **LOC (8) Cl.** **06-01**

(52) **U.S. Cl.** **D6/356**

(58) **Field of Search** D6/334–336, 356, D6/367, 368, 372, 374, 375, 379, 371–373, 376, 381, 500–502; 297/232, 344.1, 353, 373, 452.1, 452.24–4, 452.35, 163, 173, 216.1, 216.2, 248, 217.3; 108/44; 244/122 R

(56) **References Cited**

U.S. PATENT DOCUMENTS

D250,071 S	*	10/1978	Dickerson	D6/356
D267,372 S	*	12/1982	Long et al.	D6/356
4,440,441 A	*	4/1984	Marrujo et al.	297/216.2
4,526,421 A	*	7/1985	Brennan et al.	297/232
D336,379 S	*	6/1993	Veneruso	D6/356
5,224,755 A		7/1993	Berth		
5,615,928 A		4/1997	Penley		
5,775,642 A		7/1998	Berth		

6,478,256 B1		11/2002	Williamson		
6,550,861 B1	*	4/2003	Williamson	297/232
6,644,738 B2	*	11/2003	Williamson	297/232
6,669,143 B1	*	12/2003	Johnson	244/122 R
6,776,455 B2	*	8/2004	Longtin et al.	297/217.3
6,824,213 B2	*	11/2004	Skelly et al.	297/217.3
2004/0021349 A1	*	2/2004	Longtin et al.	297/217.3
2004/0046430 A1	*	3/2004	Plant et al.	297/248
2004/0195875 A1	*	10/2004	Skelly	297/217.3
2004/0212228 A1	*	10/2004	Skelly et al.	297/217.3

* cited by examiner

Primary Examiner—Mimosa De

(74) *Attorney, Agent, or Firm*—Adams Evans P.A.

(57) **CLAIM**

I claim the ornamental design for a passenger seat, as shown.

DESCRIPTION

FIG. 1 is a perspective view of a passenger seat according to the design;

FIG. 2 is a front elevation thereof;

FIG. 3 is a right side elevation thereof;

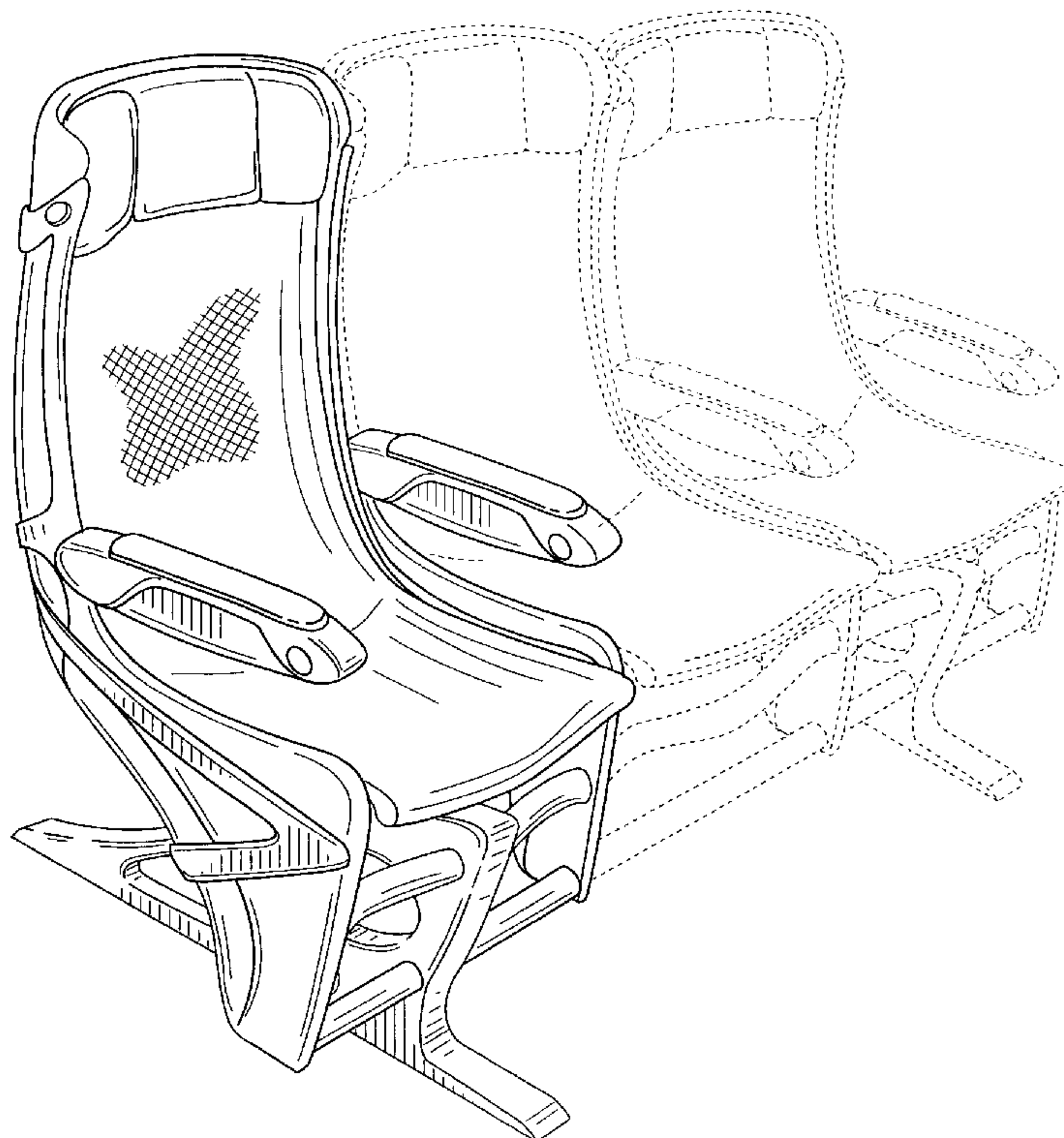
FIG. 4 is a left side elevation thereof; and,

FIG. 5 is a top plan view thereof.

The fragmented crosshatch pattern shown in the drawing represents fabric and is repeated throughout the areas shown.

The broken lines shown on the drawings are for illustrative purposes only and form no part of the claimed design.

1 Claim, 5 Drawing Sheets



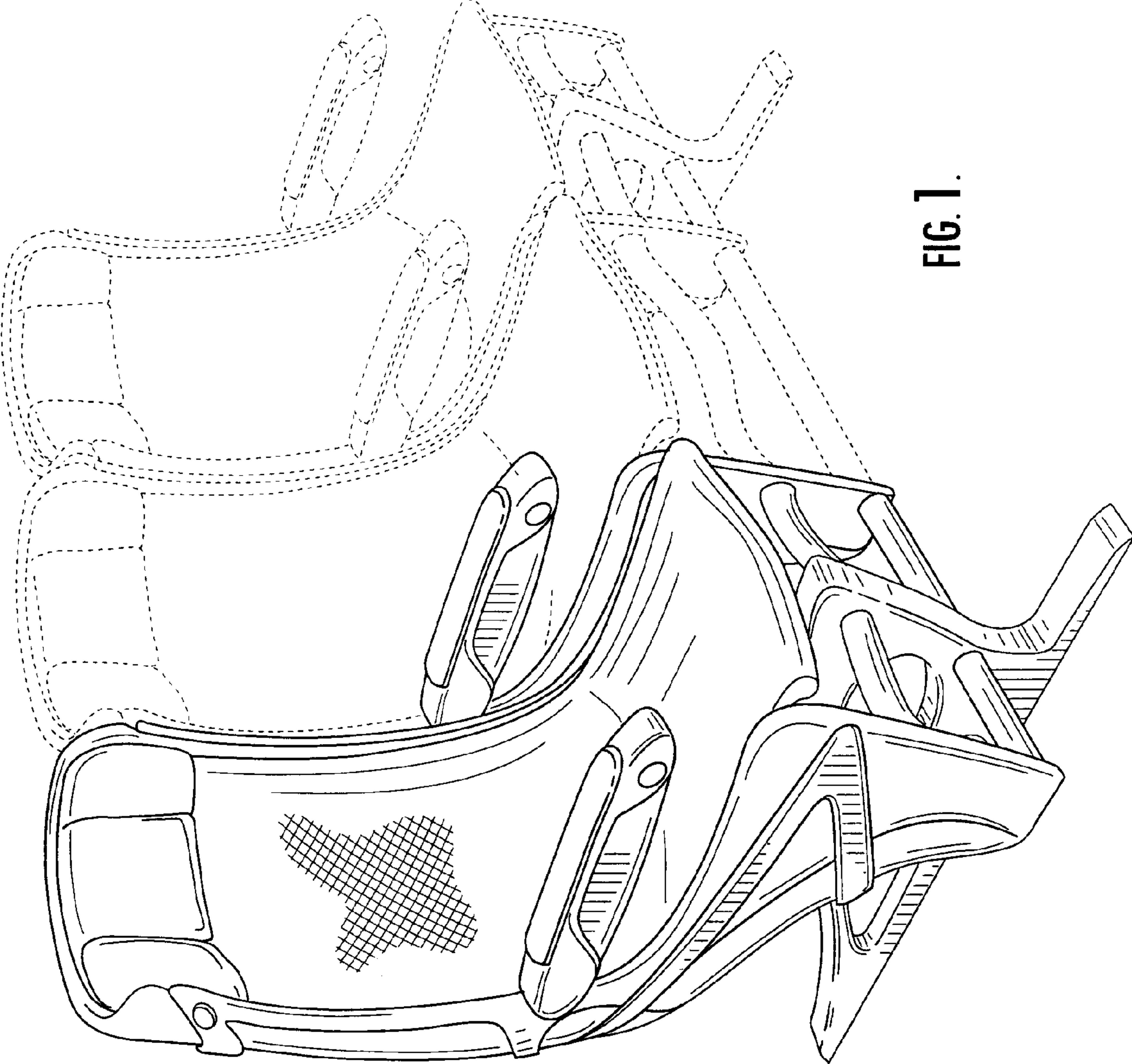


FIG. 1.




FIG. 2.

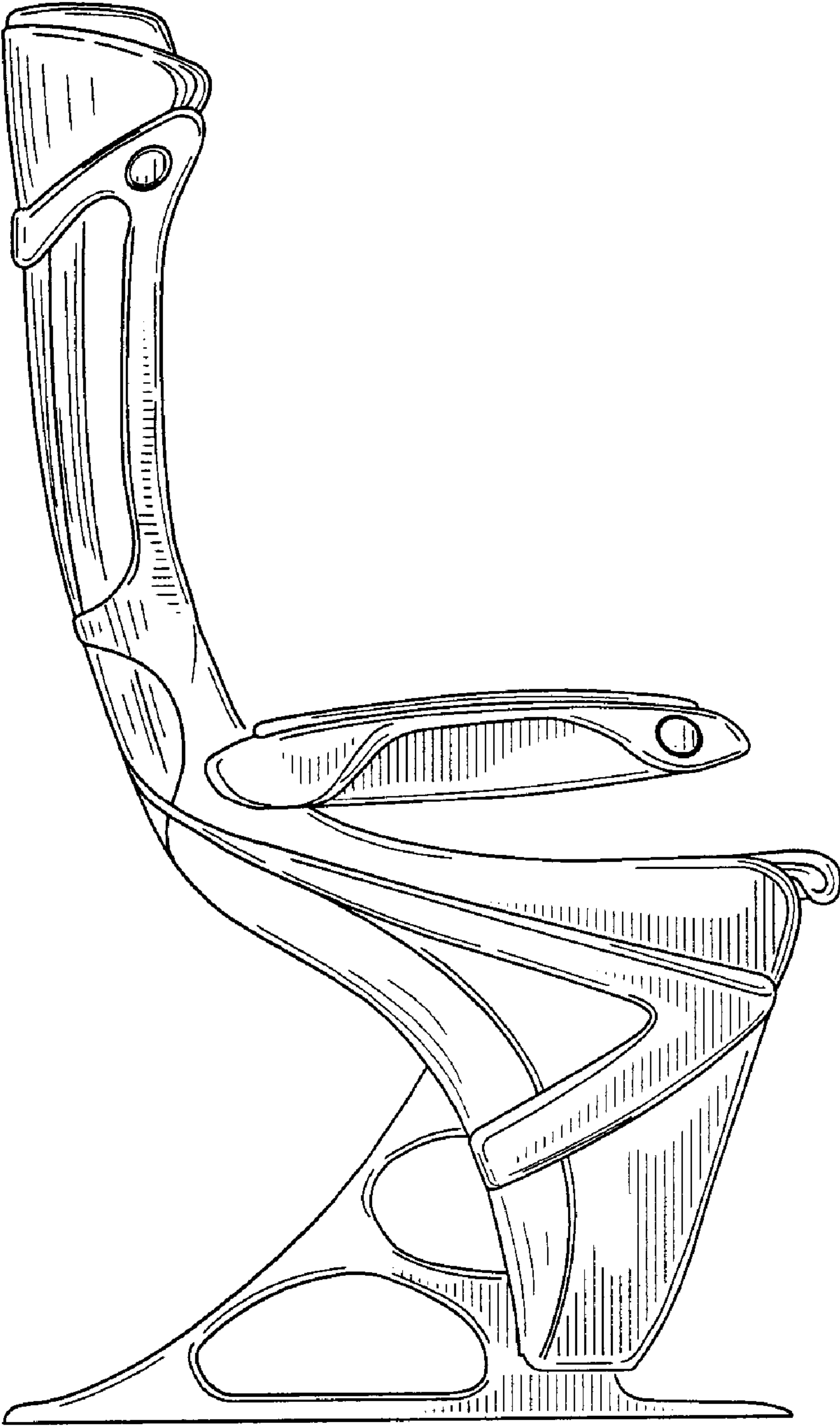


FIG. 3.

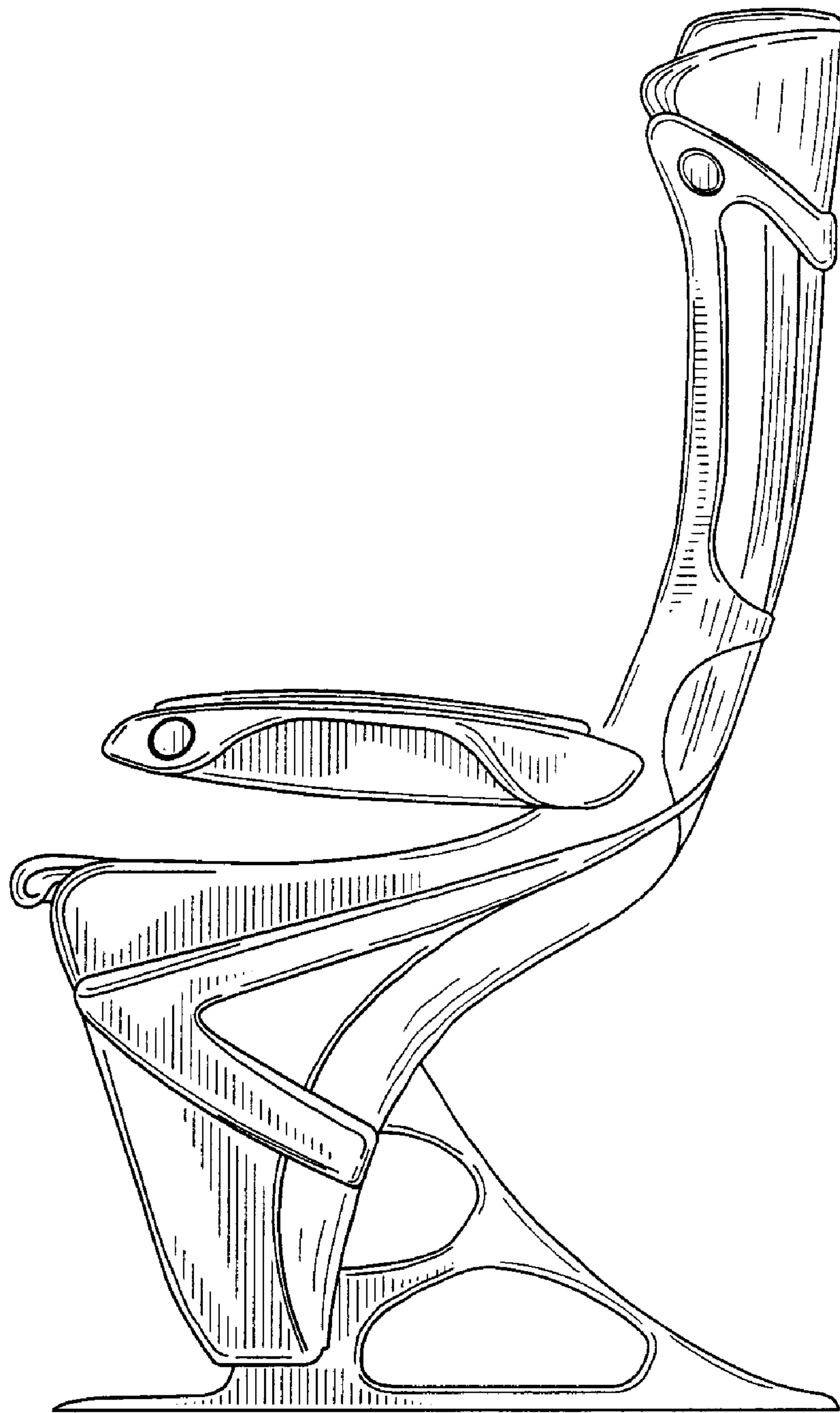


FIG. 4.

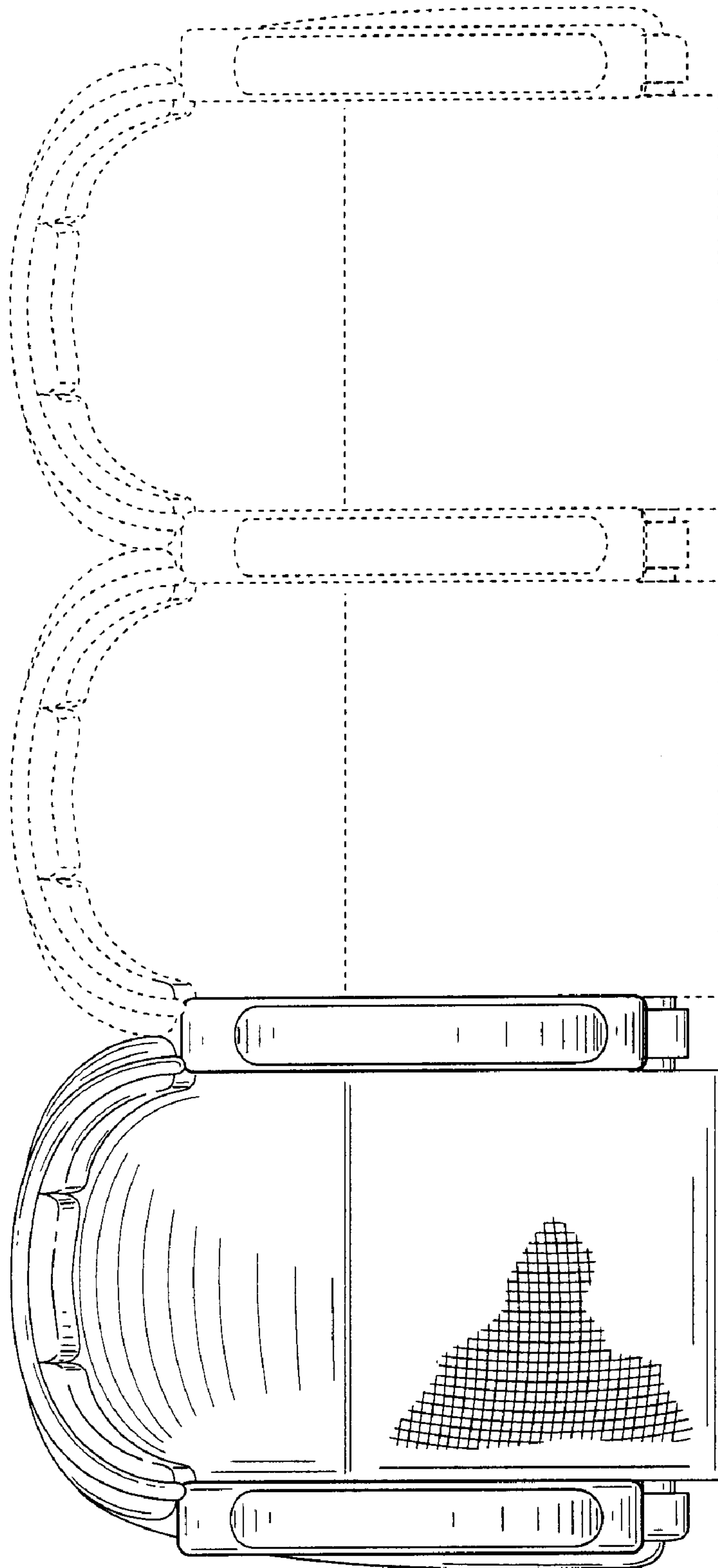


FIG. 5.