

US00D505795S

(12) **United States Design Patent** (10) **Patent No.:** **US D505,795 S**
Schultz et al. (45) **Date of Patent:** **** Jun. 7, 2005**

(54) **CLOTHES HANGER BODY** D484,321 S * 12/2003 Jacobs D6/318
D499,559 S * 12/2004 Schultz et al. D6/318

(75) Inventors: **Charles Schultz**, Hidden Hills, CA
(US); **Alan Schultz**, Simi Valley, CA
(US)

(73) Assignee: **Hanger Corporation**, Canoga Park, CA
(US)

(**) Term: **14 Years**

(21) Appl. No.: **29/213,071**

(22) Filed: **Sep. 13, 2004**

(51) **LOC (8) Cl.** **06-08**

(52) **U.S. Cl.** **D6/318**

(58) **Field of Search** D6/318, 315, 328;
211/85.3; 223/85, 88, 92

(56) **References Cited**

U.S. PATENT DOCUMENTS

1,467,298	A	*	9/1923	Barker	223/92
1,794,016	A	*	2/1931	Henry	223/86
1,906,979	A	*	5/1933	Isaac	223/92
2,413,914	A	*	1/1947	Fortner	223/92
D158,000	S	*	4/1950	Patrick	D6/318
2,866,583	A	*	12/1958	Batts	223/88
4,157,776	A		6/1979	Dolan		
4,160,515	A		7/1979	Frei		
4,487,343	A	*	12/1984	Chen	223/85
D286,584	S	*	11/1986	Blanchard	D6/318
D296,845	S		7/1988	Kawalek		
D297,486	S		9/1988	Jaffe		
D299,889	S		2/1989	Spitz		
5,526,968	A	*	6/1996	Larson	223/88
D429,571	S		8/2000	Miko		
D432,317	S	*	10/2000	Graham	D6/318
D441,548	S	*	5/2001	Giustini	D6/318
D443,424	S		6/2001	Eiley et al.		
D466,705	S		12/2002	Hawkins		

OTHER PUBLICATIONS

Retrieved from the internet: [<http://web.archive.org/web/20030628133124/www.hangersdirect.com/products/HD100201.shtml>] Aug. 1, 2003; 1 page.*

Retrieved from the internet: [<http://web.archive.org/web/20030608063737/www.hangersdirect.com/products/HD900901.shtml>] Aug. 1, 2003; 1 page.*

Retrieved from the internet: [<http://web.archive.org/web/20030218070947/www.hangersdirect.com/products/HD018900901.shtml>] Jan. 23, 2003; 1 page.*

Retrieved from the internet: [<http://web.archive.org/web/20030218081321/www.hangersdirect.com/products/HD018100100.shtml>] Jan. 23, 2003; 1 page.*

* cited by examiner

Primary Examiner—Stella Reid
Assistant Examiner—Shanda C. Hill

(57) **CLAIM**

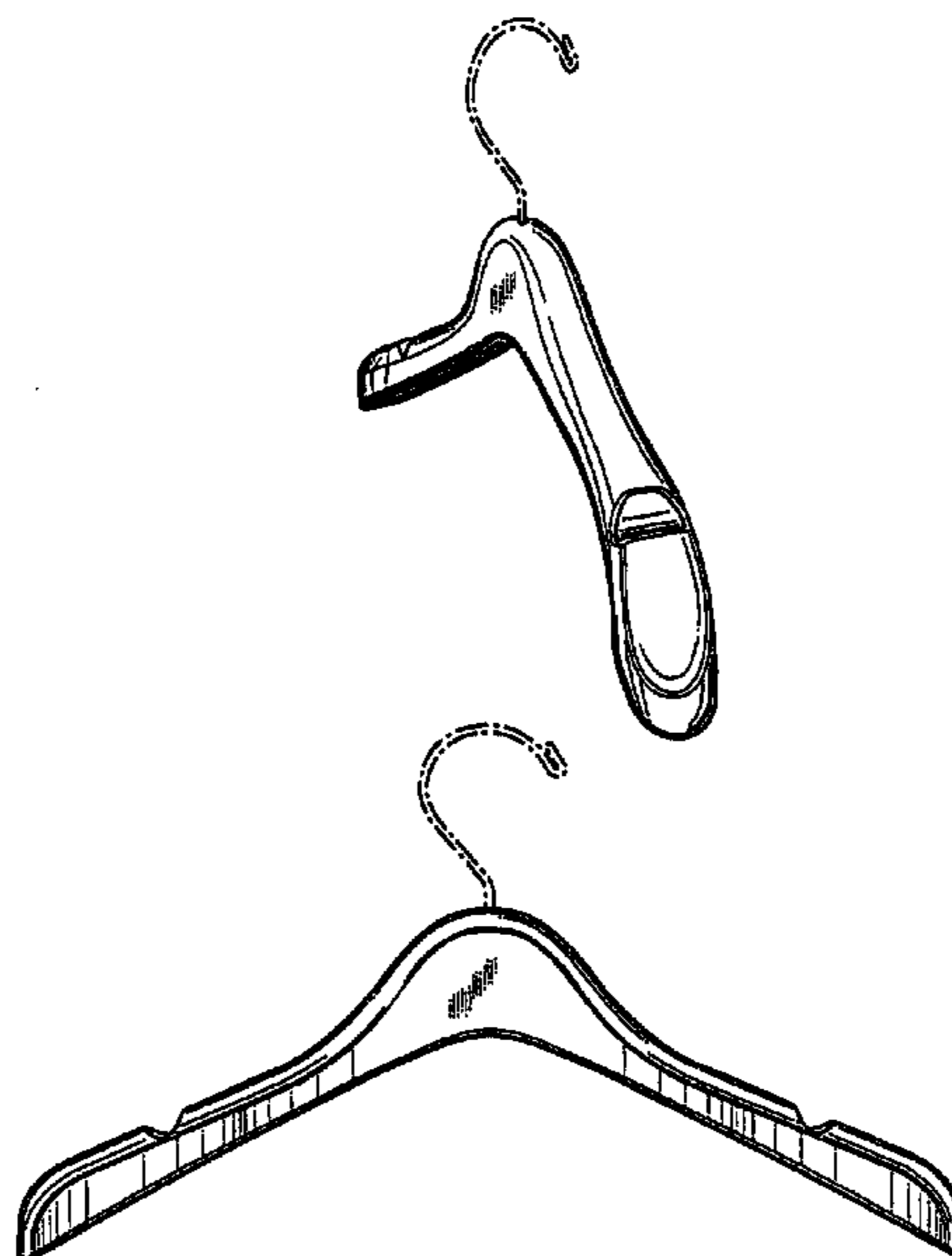
The ornamental design for a clothes hanger body, as shown and described.

DESCRIPTION

FIG. 1 is a perspective view of a clothes hanger body showing our new design;
FIG. 2 is a front elevational view thereof;
FIG. 3 is a rear elevational view thereof;
FIG. 4 is a top plan view thereof;
FIG. 5 is a bottom plan view thereof; and,
FIG. 6 is a left side view thereof of which the right side view is a mirror image.

The broken line showing the environment is for illustrative purposes only and forms no part of the invention claimed.

1 Claim, 2 Drawing Sheets



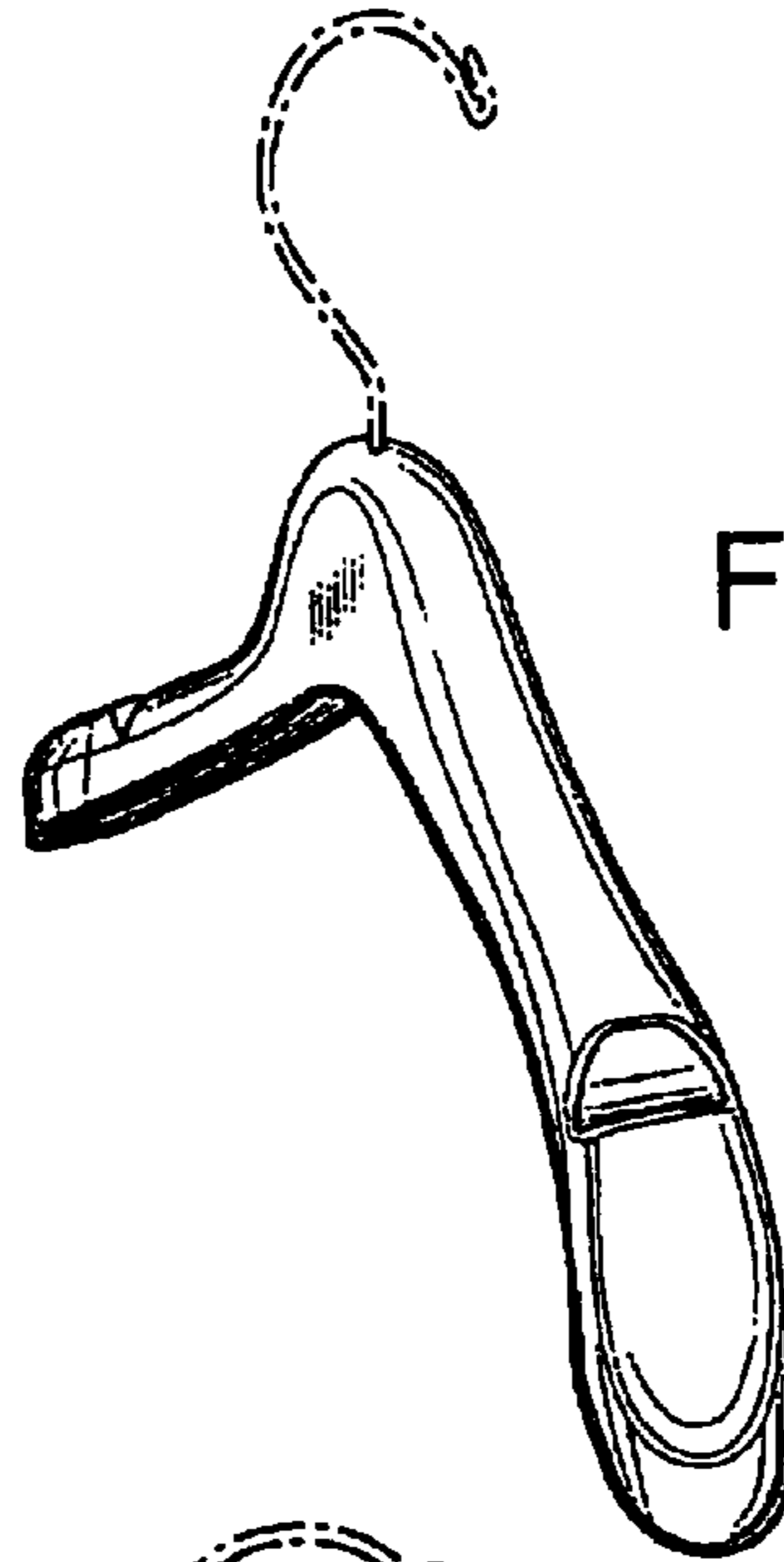


Fig. 1

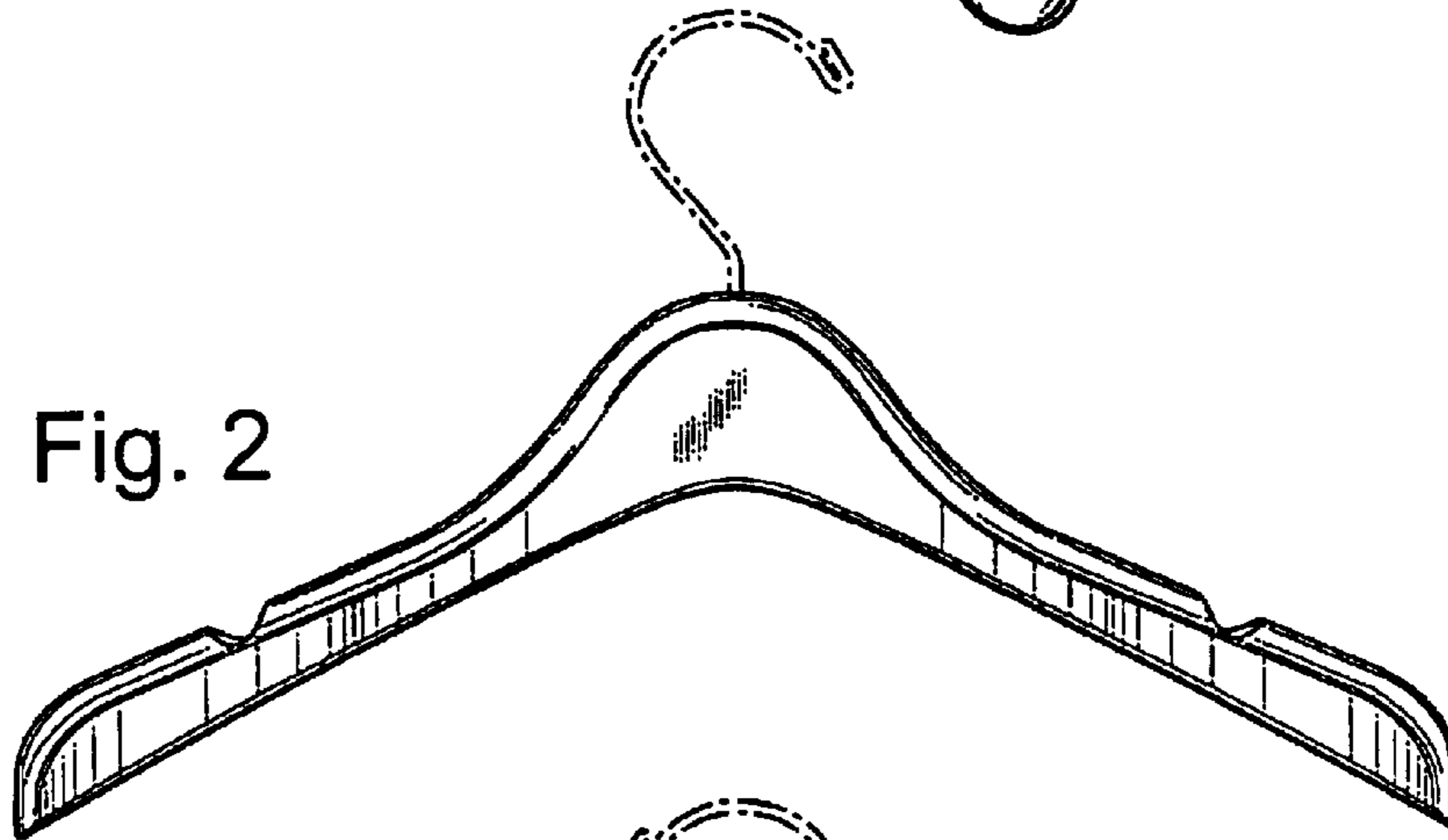


Fig. 2

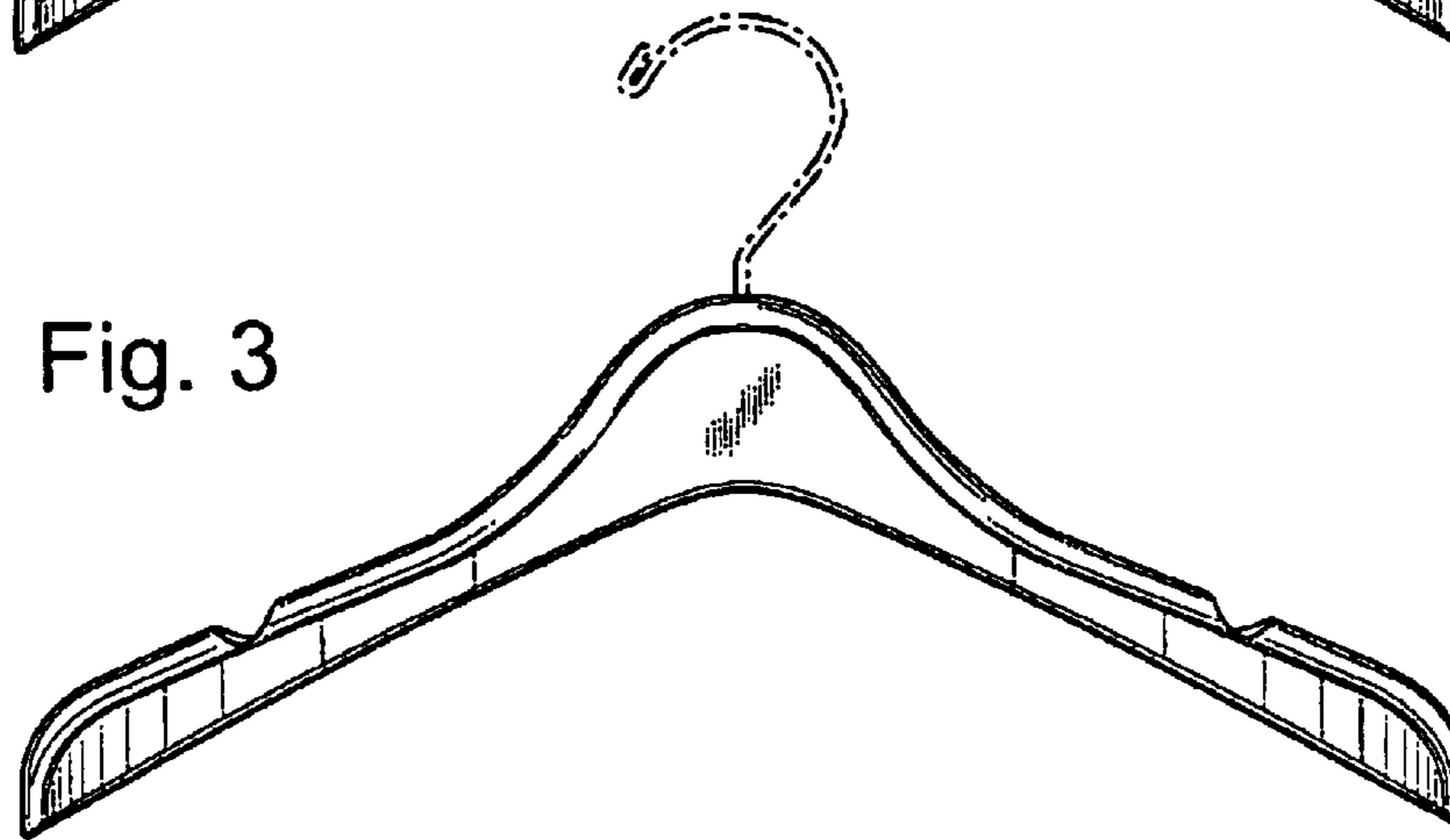


Fig. 3



Fig. 4

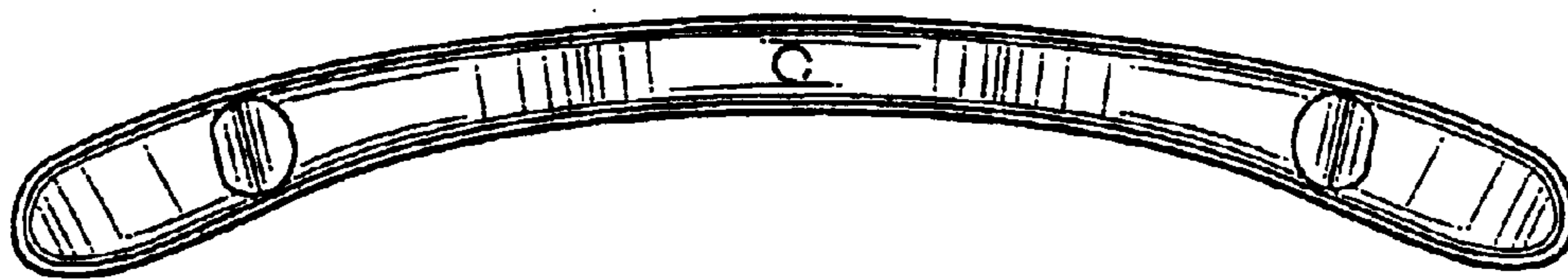


Fig. 5




Fig. 6