



US00D505794S

(12) **United States Design Patent**
Mohundro

(10) **Patent No.:** **US D505,794 S**
(45) **Date of Patent:** **** Jun. 7, 2005**

(54) **MIRROR**

D441,545 S * 5/2001 Ungaro D6/300

(75) Inventor: **James Glenn Mohundro**, Taichung (TW)

(73) Assignee: **Pacific Marketing International (H.K.), Ltd.**, Taichung (TW)

(**) Term: **14 Years**

(21) Appl. No.: **29/207,449**

(22) Filed: **Jun. 15, 2004**

(51) **LOC (8) Cl.** **06-07**

(52) **U.S. Cl.** **D6/300**

(58) **Field of Search** D6/300-314, 444, D6/568; 40/700, 711, 714, 715, 716, 719, 720, 721, 722, 735, 738, 744, 745, 754, 765, 768-769, 790, 798, 507; 248/466-467; D20/29-32, 10; D11/131, 133, 134, 135; 359/838, 871, 872

(56) **References Cited**

U.S. PATENT DOCUMENTS

D343,744 S * 2/1994 Keller D6/444

OTHER PUBLICATIONS

Pennsylvania House, 16th ed., p. 88 (#12-2120), p. 111(#25-2121).*

* cited by examiner

Primary Examiner—Janice E. Seeger

Assistant Examiner—Sydney R. Buffalow

(74) *Attorney, Agent, or Firm*—Rosenberg, Klein & Lee

(57) **CLAIM**

The ornamental design for a mirror, as shown and described.

DESCRIPTION

FIG. 1 is a perspective view of a mirror showing my new design;

FIG. 2 is a front elevational view thereof;

FIG. 3 is a rear elevational view thereof;


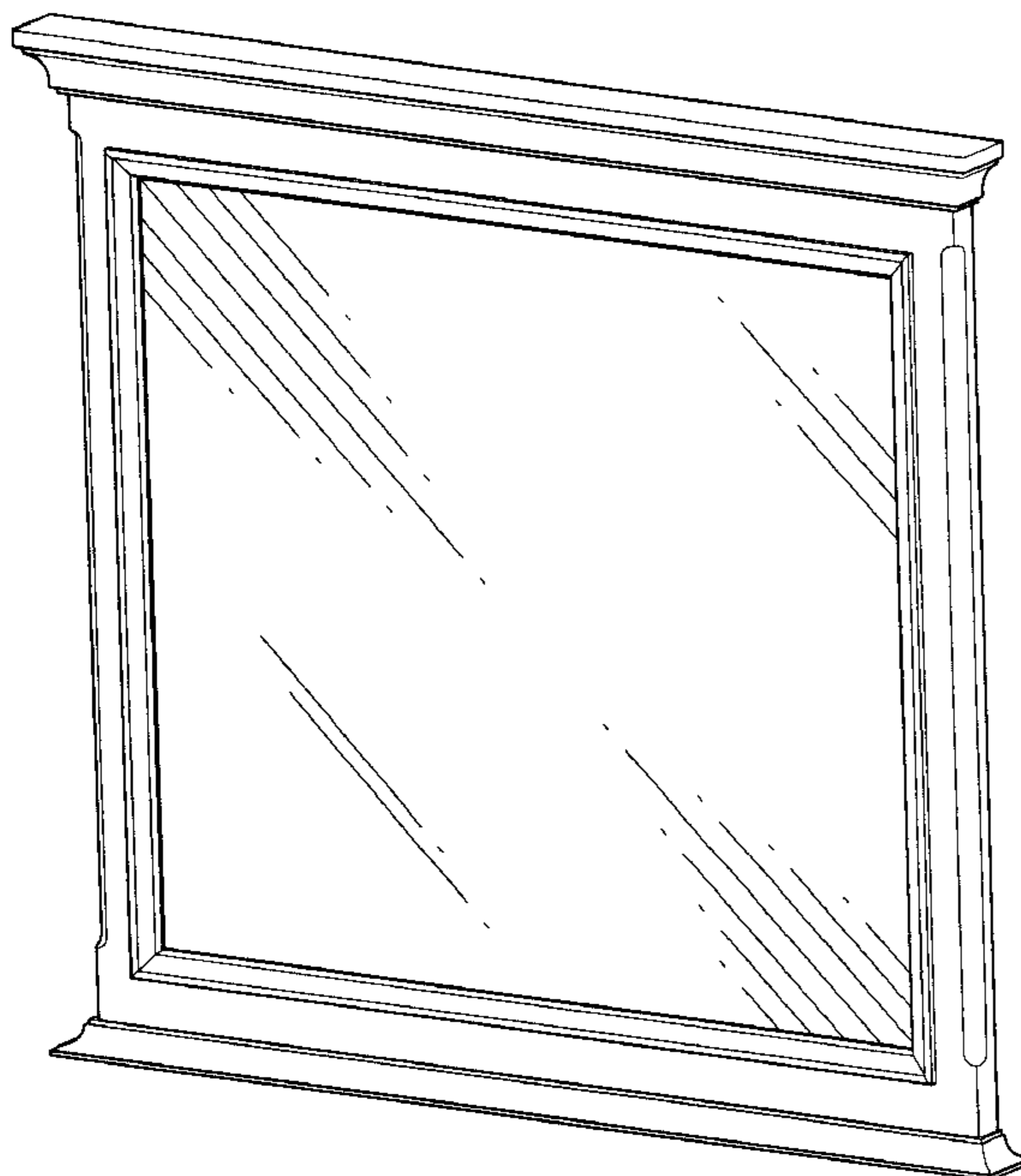
FIG. 4 is a left elevational view thereof; and

FIG. 5 is a right elevational view thereof;

FIG. 6 is a top plan view thereof; and,

FIG. 7 is a bottom plan view thereof.

1 Claim, 5 Drawing Sheets






FIG.1

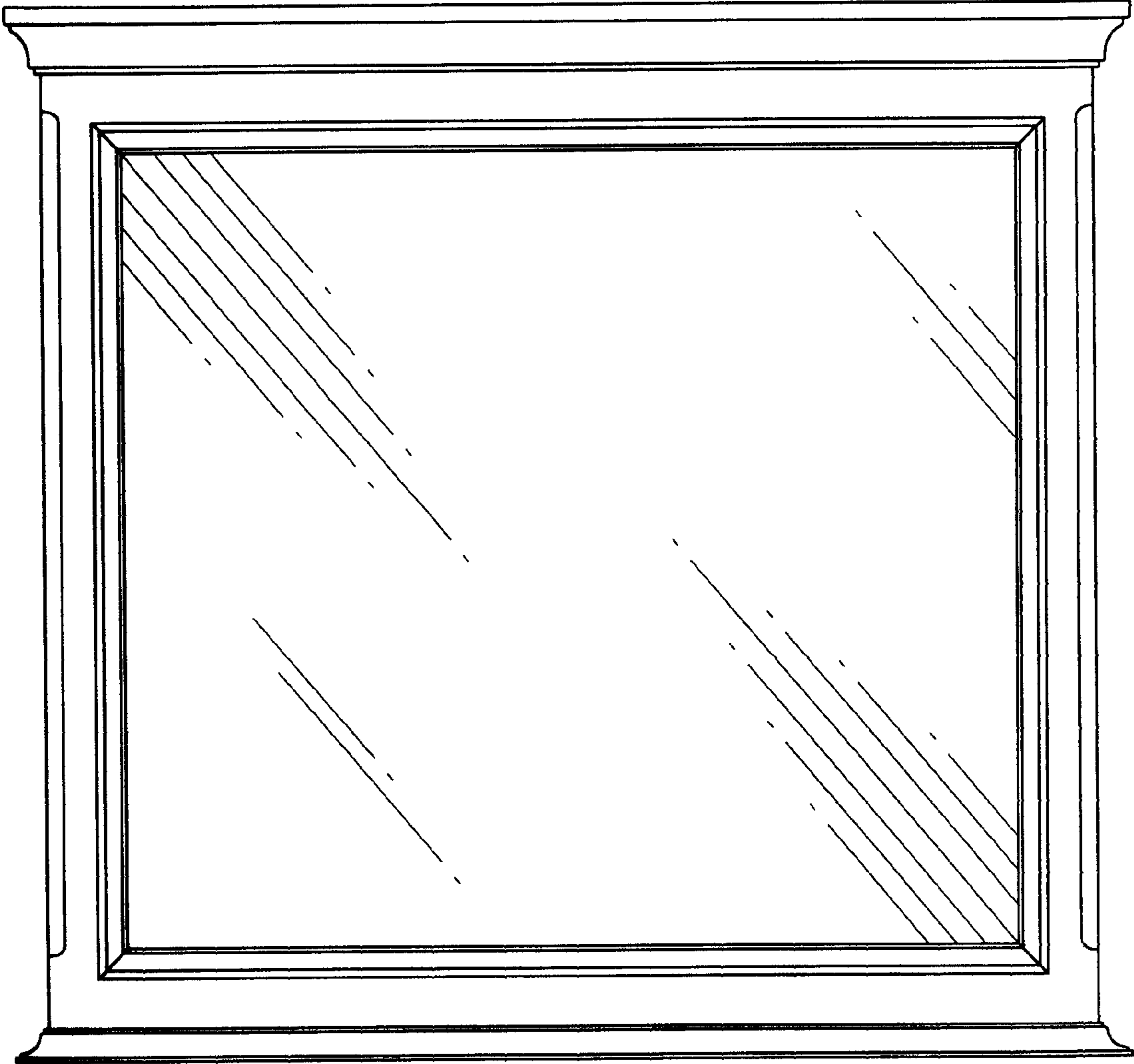


FIG.2




FIG.3

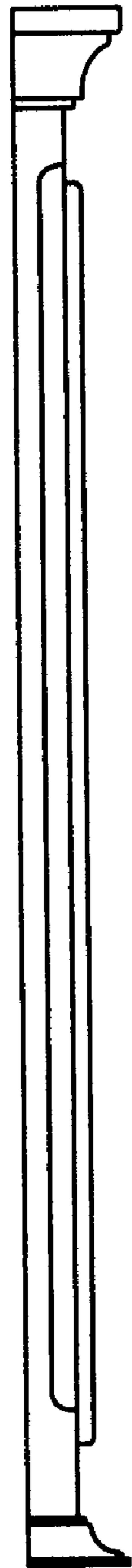


FIG. 4



FIG. 5



FIG.6




FIG.7