

US00D505787S

(12) **United States Design Patent** (10) **Patent No.:** **US D505,787 S**
Vaughn (45) **Date of Patent:** **** Jun. 7, 2005**

(54) **BANDOLIER**

(76) **Inventor:** **Richard Vaughn**, 2224 Horizon Pl.,
Chatsworth, CA (US) 91311

(**) **Term:** **14 Years**

(21) **Appl. No.:** **29/206,313**

(22) **Filed:** **May 28, 2004**

(51) **LOC (8) Cl.** **03-01**

(52) **U.S. Cl.** **D3/224**

(58) **Field of Search** D3/224, 221, 226,
D3/215, 230, 253-254; 224/219, 222, 267,
602, 236, 240, 661, 919

(56) **References Cited**

U.S. PATENT DOCUMENTS

1,110,694	A	*	9/1914	Jennings	224/602
4,722,464	A	*	2/1988	Wright	224/602
D365,928	S	*	1/1996	Sauer	D3/224
D417,952	S	*	12/1999	Dickson	D3/221
D446,359	S	*	8/2001	Arthur et al.	D3/224
D495,484	S	*	9/2004	Marks	D3/215

* cited by examiner

Primary Examiner—Catherine R. Oliver

(74) *Attorney, Agent, or Firm*—Robert W. J. Usher

(57) **CLAIM**

The ornamental design for a bandolier, as shown and described.

DESCRIPTION

FIG. 1 is a front perspective view of a first embodiment of bandolier showing my new design;

FIG. 2 is a top view of the first embodiment;

FIG. 3 is a front elevational view of the first embodiment;

FIG. 4 is a right side view of the first embodiment;

FIG. 5 is a left side view of the first embodiment;

FIG. 6 is a rear elevational view of the first embodiment;

FIG. 7 is a bottom view of the first embodiment; and,

FIG. 8 is a front perspective view of a second embodiment, the rear elevational view of the band is identical to FIG. 6 except that the upper two rear pockets shown in FIG. 6 are omitted so that the rear surface of the band is plain, unornamented and flat.

The mannequin and stitching indicated by the broken lines form no part of the claimed design.

In both embodiments a nylon mesh lining extends completely around the inside surface of the bandolier but may be replaced by another pervious material having a different appearance. Neither the appearance of the mesh nor the zippers are part of the claimed design.

1 Claim, 4 Drawing Sheets

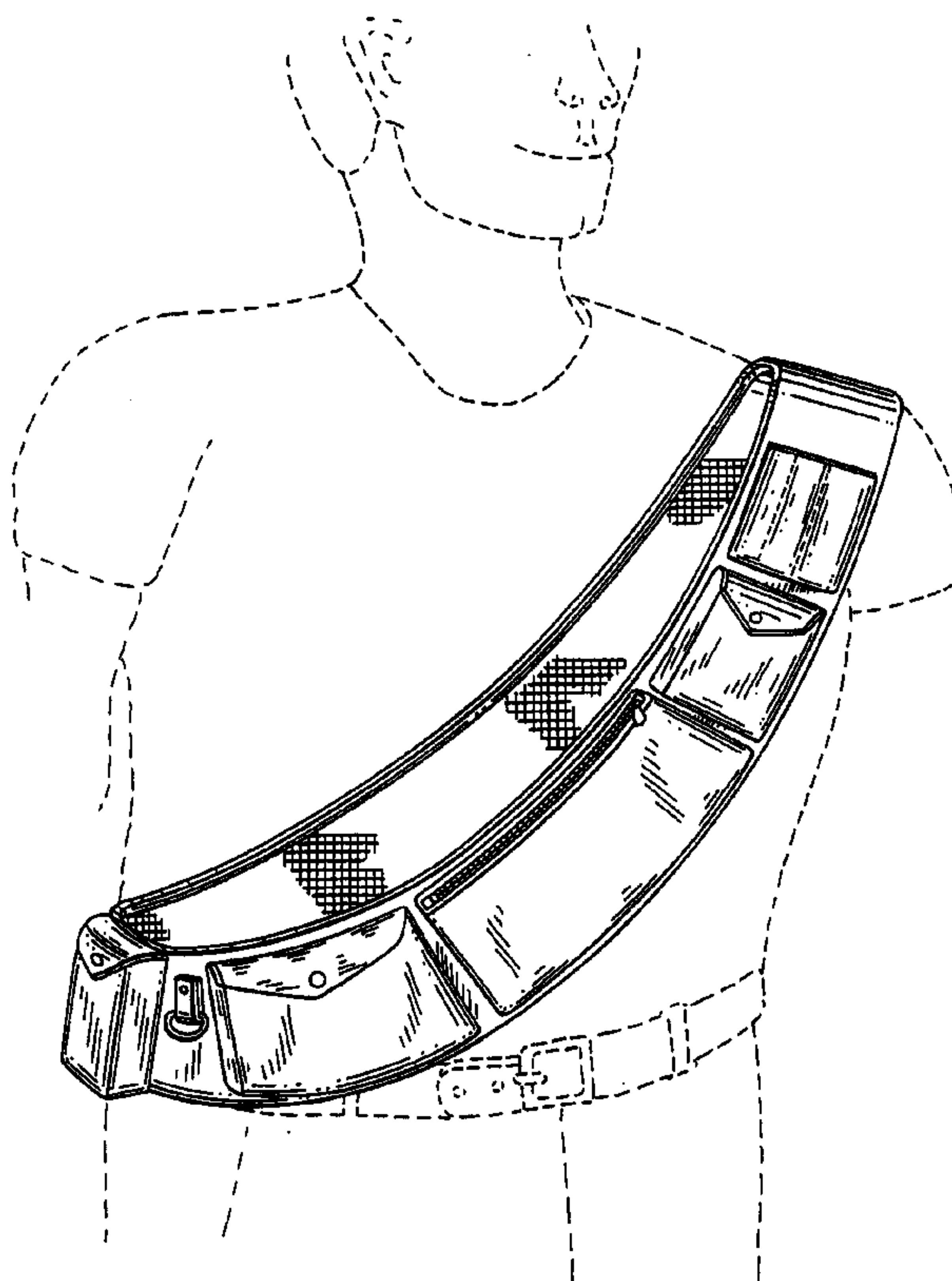
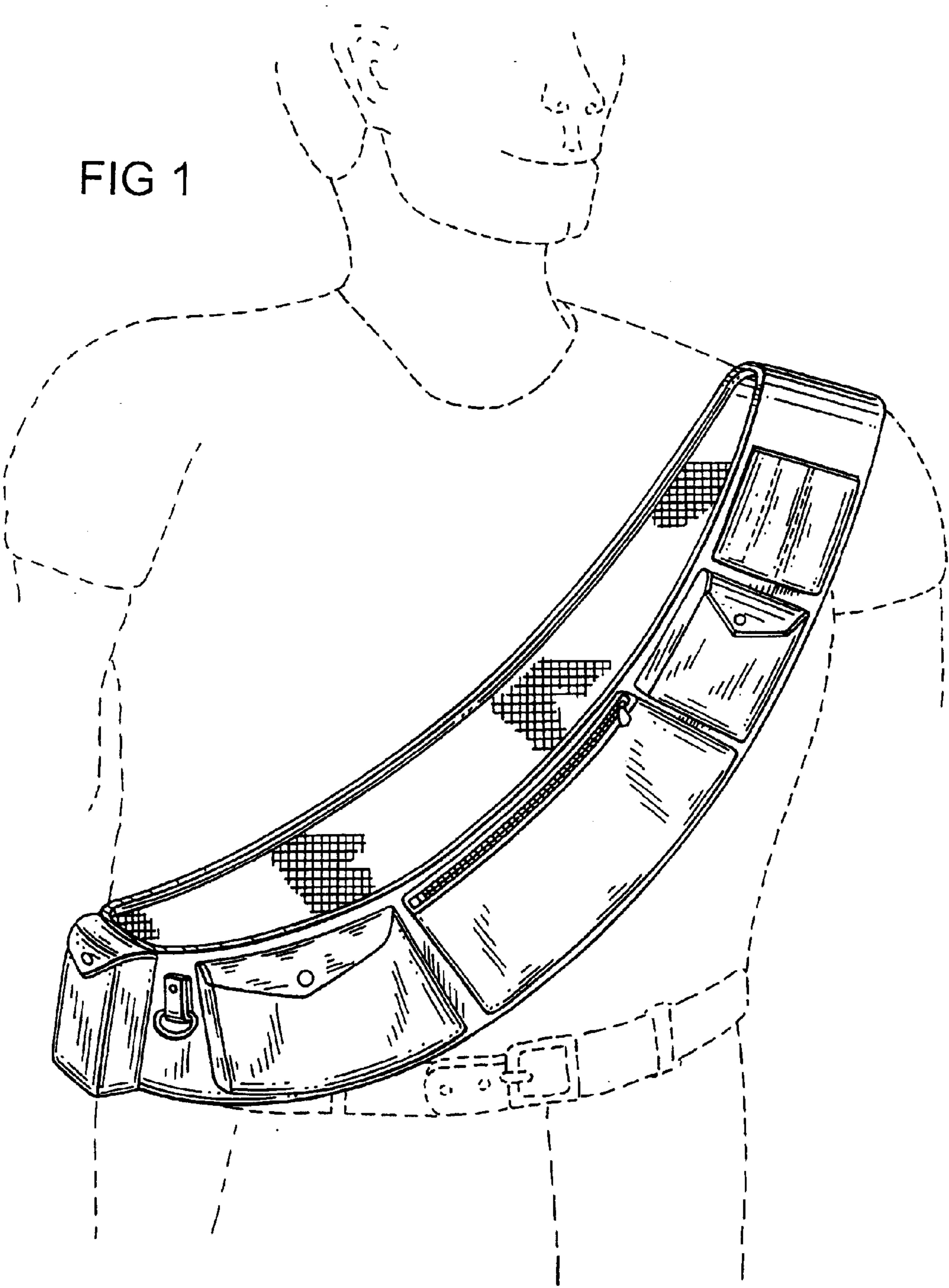


FIG 1






FIG 2

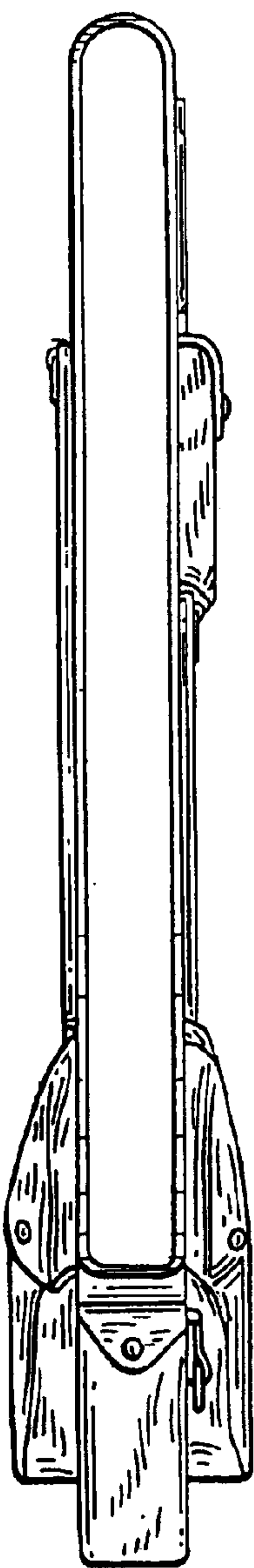


FIG 4

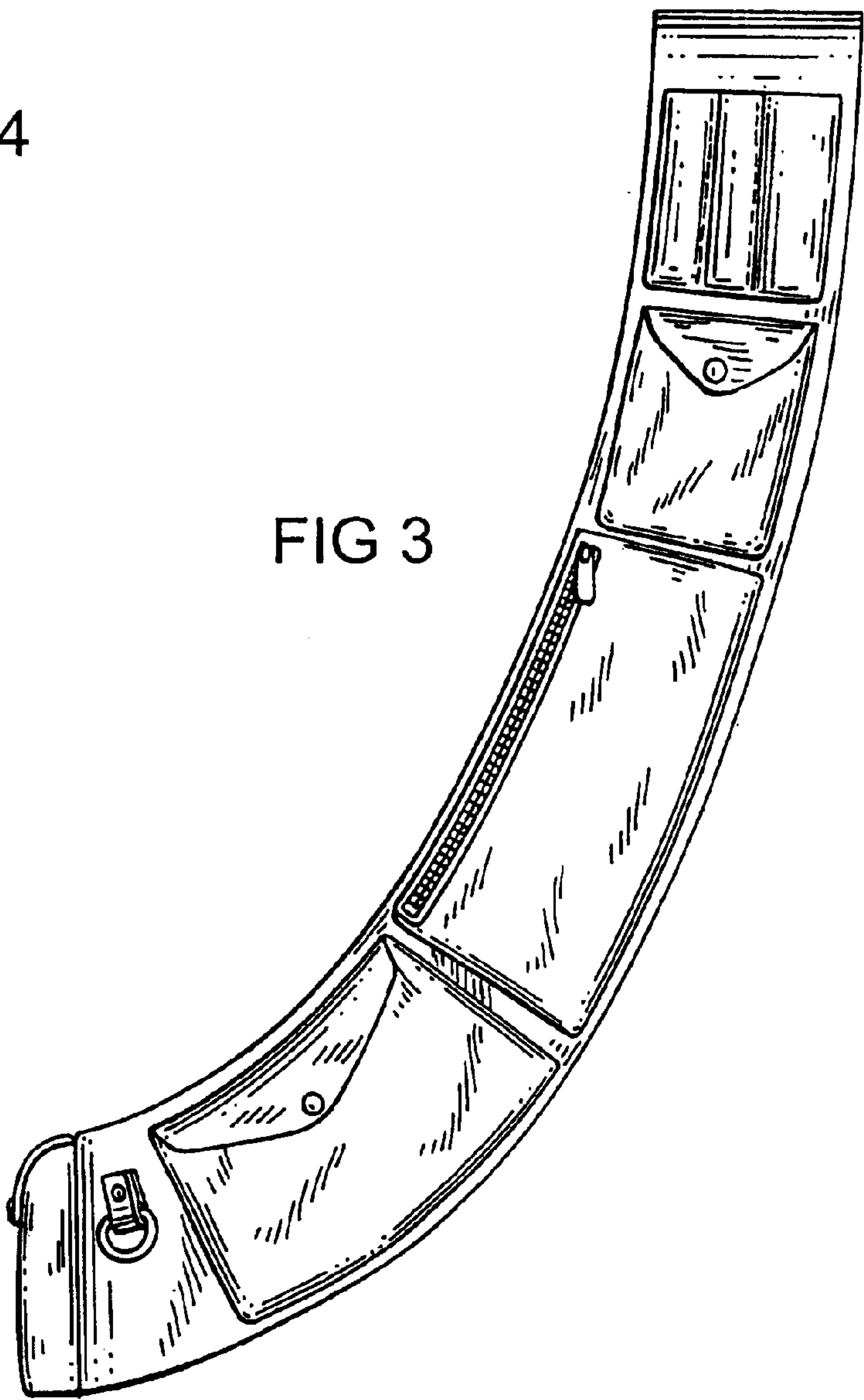


FIG 3

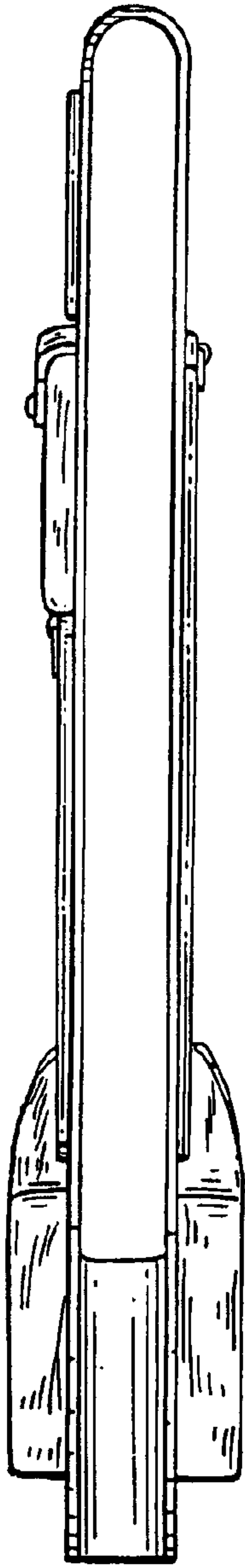


FIG 5

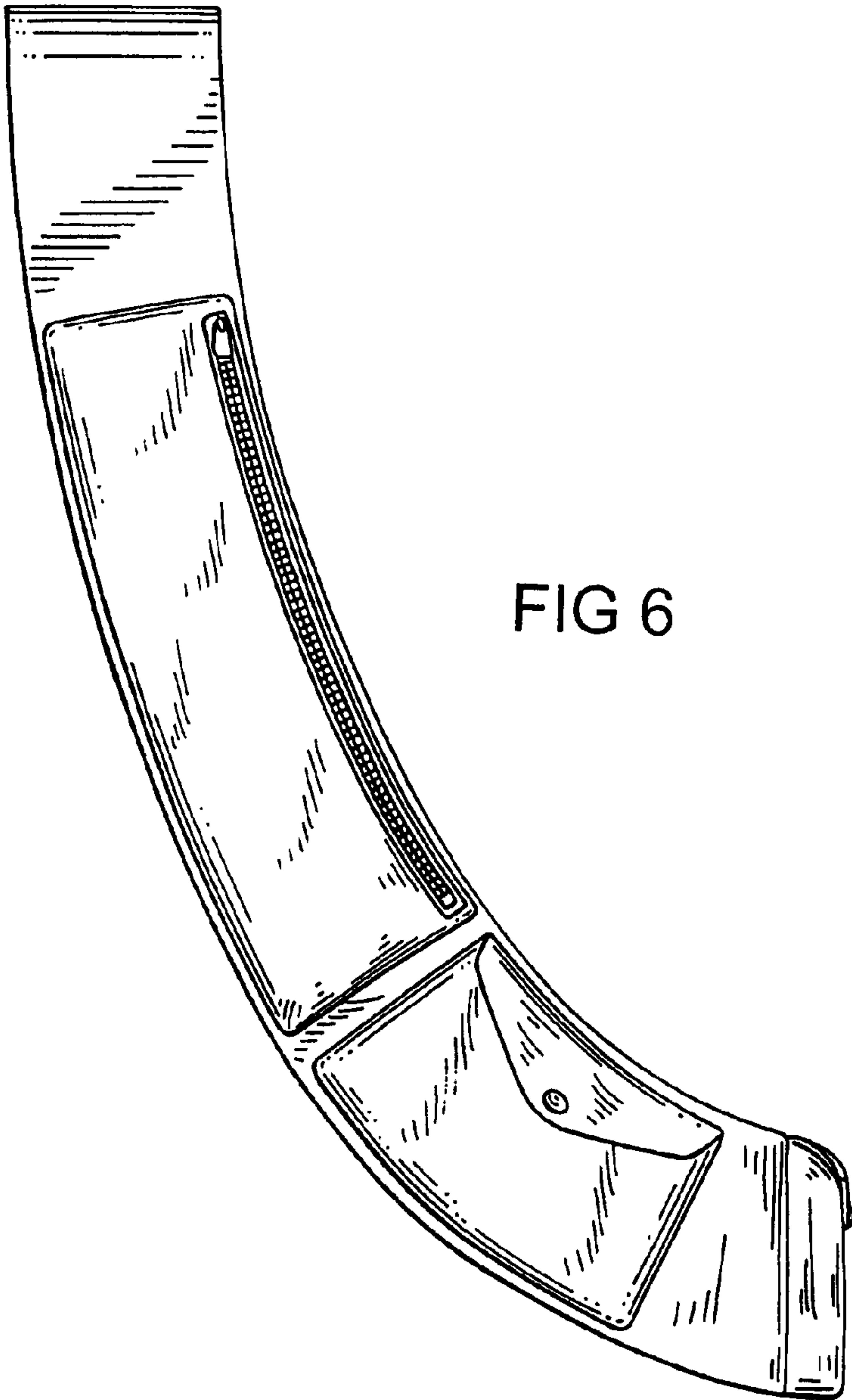


FIG 6




FIG 7

FIG 8

