



US00D505786S

(12) **United States Design Patent**  
**Pueblo**

(10) **Patent No.:** **US D505,786 S**  
(45) **Date of Patent:** **\*\* Jun. 7, 2005**

(54) **HOLDER FOR A CELLULAR PHONE**

**DESCRIPTION**

(76) Inventor: **Gwendolyn D. Pueblo**, 260 Tram Rd.,  
Columbia, SC (US) 29210

FIG. 1 is a perspective view of the design of the present invention according to a first embodiment.

(\*\*) Term: **14 Years**

FIG. 2 is a front elevation view of the design illustrated in FIG. 1.

(21) Appl. No.: **29/202,378**

FIG. 3 is a rear elevation view of the design illustrated in FIG. 1.

(22) Filed: **Mar. 30, 2004**

FIG. 4 is a right side elevation view of the design illustrated in FIG. 1.

(51) **LOC (8) Cl.** ..... **03-01**

(52) **U.S. Cl.** ..... **D3/218**

FIG. 5 is a left side elevation view of the design illustrated in FIG. 1.

(58) **Field of Search** ..... D3/218, 219, 215,  
D3/232-233; 224/901, 904, 240, 241, 908;  
206/316.2

FIG. 6 is a top plan view of the design illustrated in FIG. 1.

(56) **References Cited**

FIG. 7 is a bottom view of the design illustrated in FIG. 1.

**U.S. PATENT DOCUMENTS**

FIG. 8 is a perspective view of the design of the present invention according to a second embodiment.

1,505,884 A	8/1924	Goldquist	.....	206/316.2
1,668,405 A	5/1928	Howell	.....	206/316.2
1,925,694 A	9/1933	Hawkins	.....	206/316.2
4,928,819 A	5/1990	Jakobsen	.....	206/316.2
D379,262 S	5/1997	Seigel	.....	D3/218
D432,075 S	10/2000	Hassett et al.	.....	D12/416
6,130,945 A	10/2000	Shin	.....	379/455
D459,874 S *	7/2002	Gur et al.	.....	D3/218
D461,306 S *	8/2002	Johnson	.....	D3/218
D465,646 S *	11/2002	Hendrickson	.....	D3/218

FIG. 9 is a front elevation view of the design illustrated in FIG. 8.

FIG. 10 is a rear elevation view of the design illustrated in FIG. 8.

FIG. 11 is a right side elevation view of the design illustrated in FIG. 8.

FIG. 12 is a left side elevation view of the design illustrated in FIG. 8.

\* cited by examiner

FIG. 13 is a top plan view of the design illustrated in FIG. 8; and,

FIG. 14 is a bottom view of the design illustrated in FIG. 8.

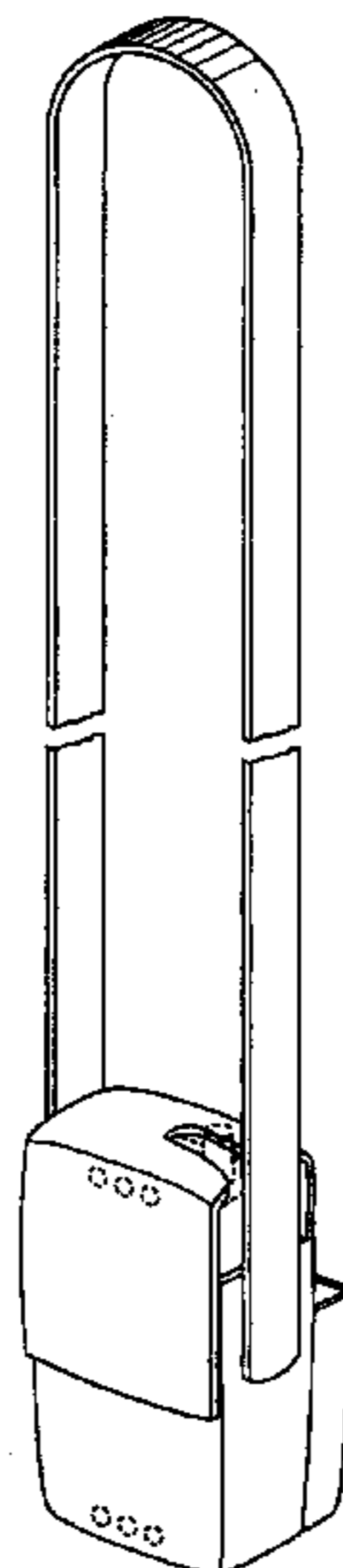
*Primary Examiner*—Catherine R. Oliver  
(74) *Attorney, Agent, or Firm*—Nelson, Mullins, Riley & Scarborough, LLP

The portions shown in broken lines do not form part of the claimed design.

(57) **CLAIM**

The ornamental design for a holder for a cellular phone, substantially as shown and described.

**1 Claim, 2 Drawing Sheets**



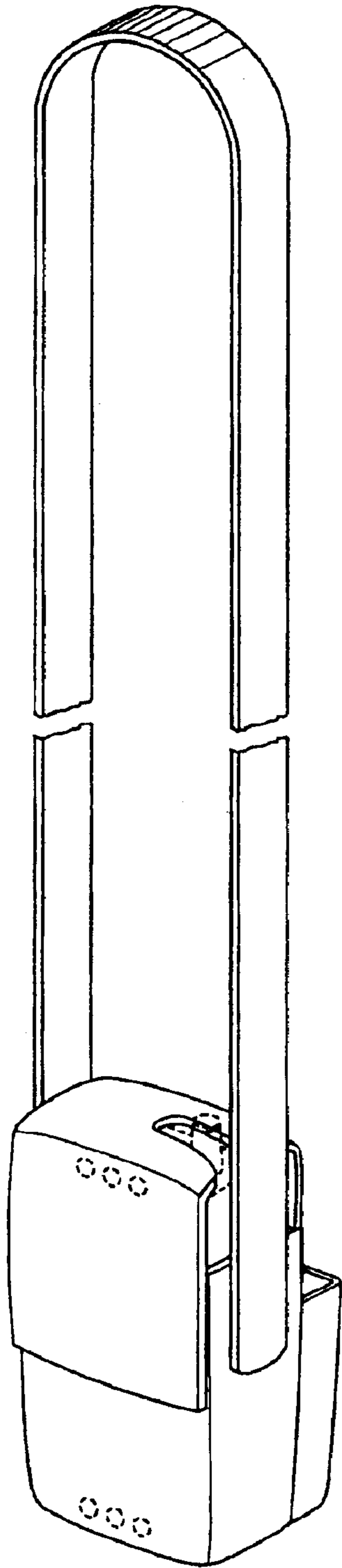


FIG. 1




FIG. 2




FIG. 3

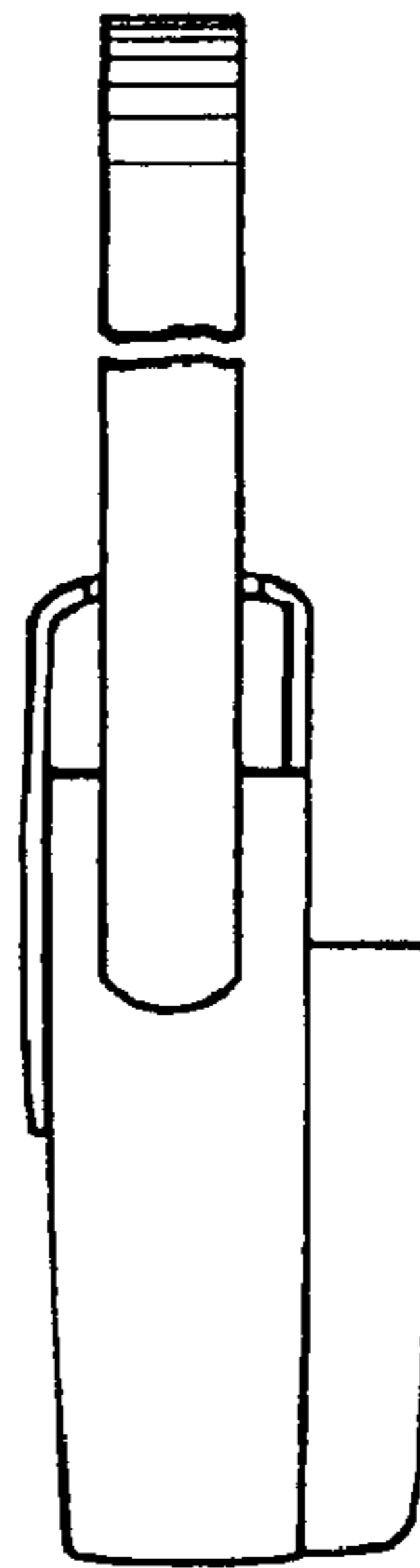


FIG. 4

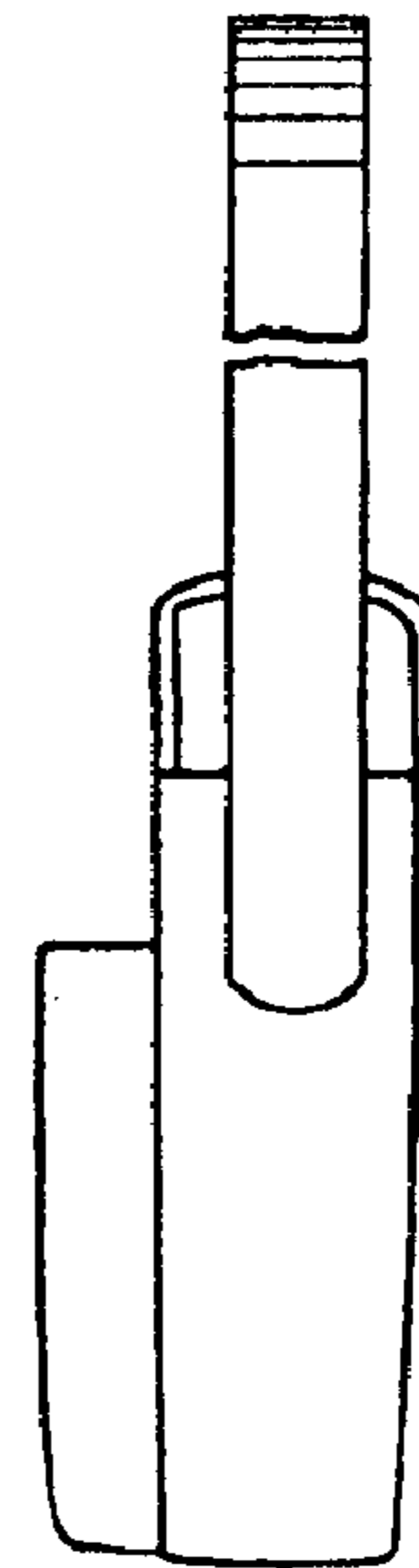


FIG. 5

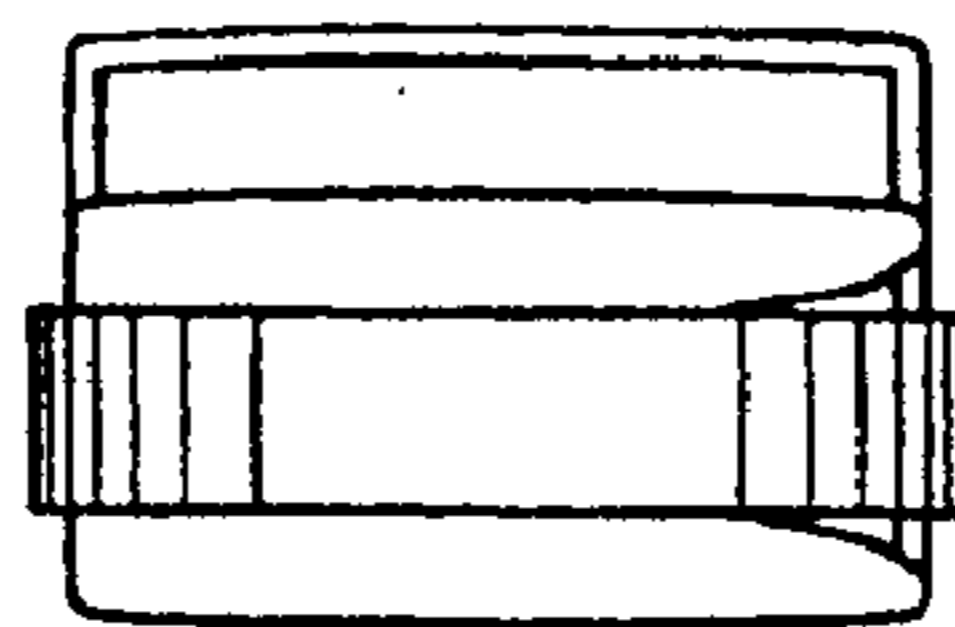


FIG. 6




FIG. 7

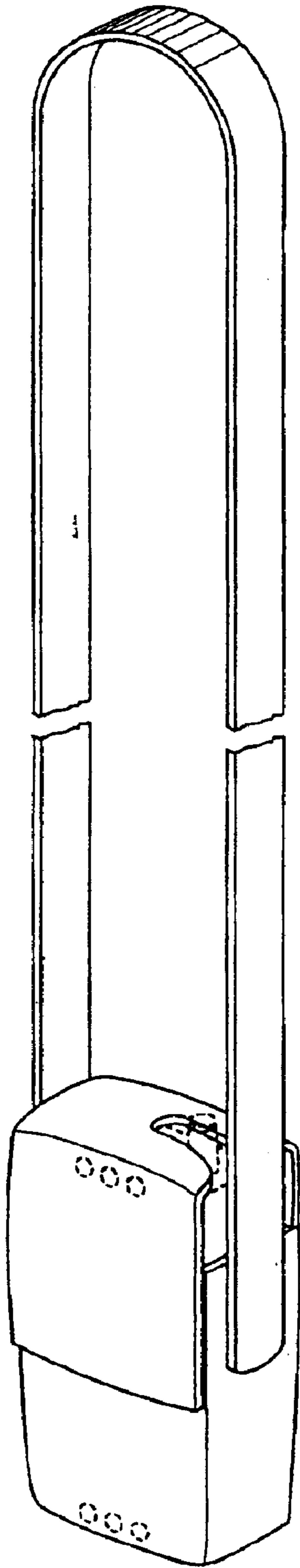


FIG. 8




FIG. 9

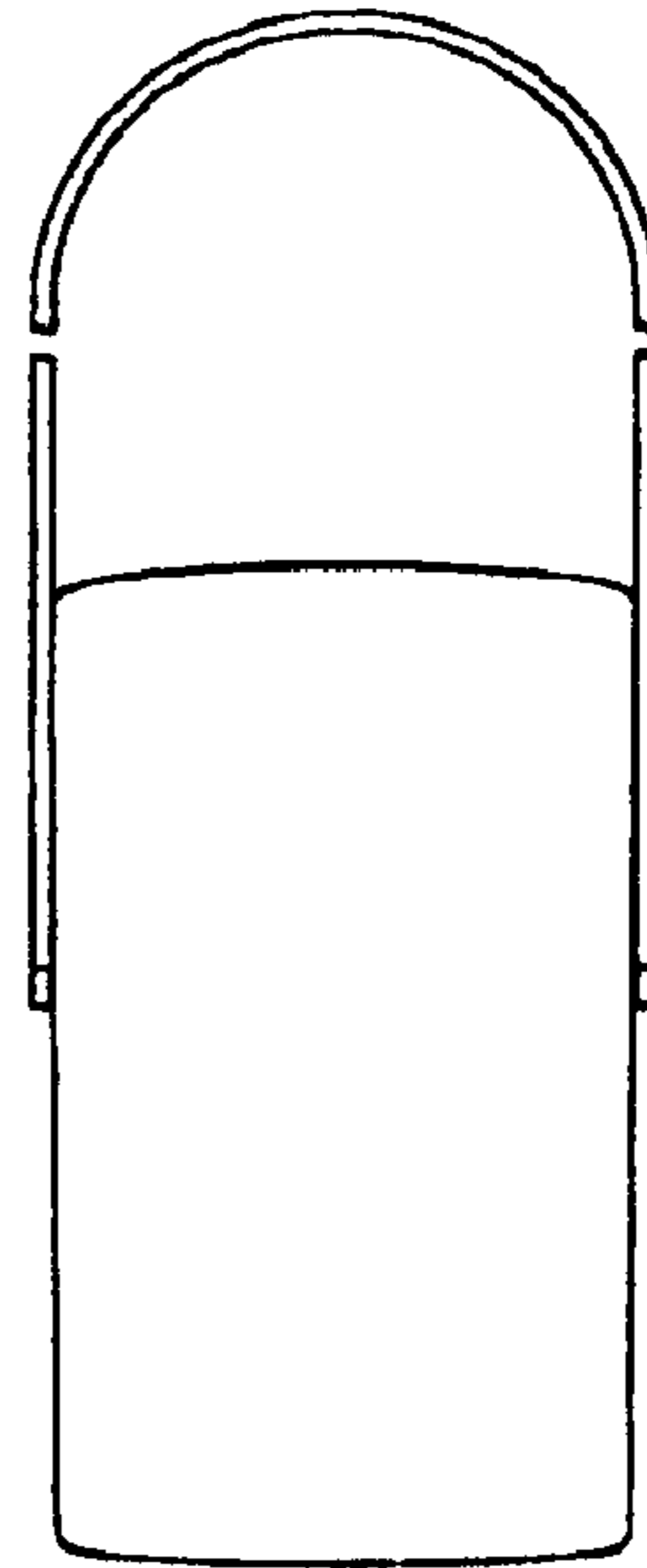


FIG. 10

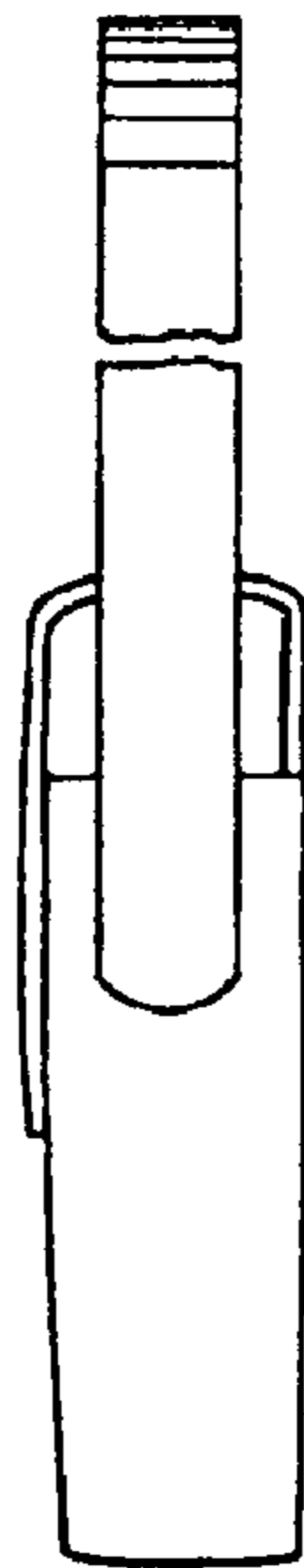


FIG. 11

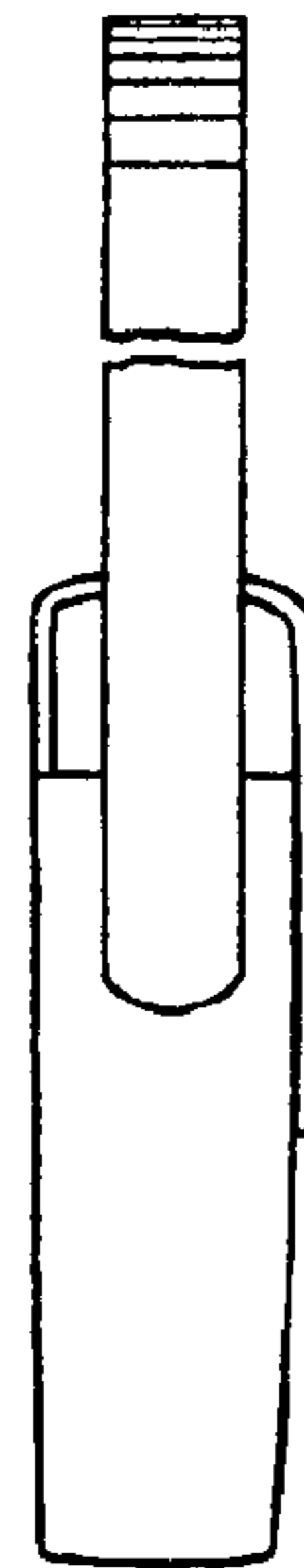


FIG. 12




FIG. 13




FIG. 14