

US00D505777S

(12) **United States Design Patent**
Dunlap

(10) **Patent No.:** **US D505,777 S**
(45) **Date of Patent:** **** Jun. 7, 2005**

(54) **SHOE SLEEVE**

(76) **Inventor:** **Holly Dunlap**, 180 S. Fourth St., Suite 2N, Brooklyn, NY (US) 11211

(**) **Term:** **14 Years**

(21) **Appl. No.:** **29/171,511**

(22) **Filed:** **Nov. 22, 2002**

Related U.S. Application Data

(63) Continuation of application No. 29/146,829, filed on Aug. 16, 2001.

(51) **LOC (8) Cl.** **02-99**

(52) **U.S. Cl.** **D2/901; D2/946**

(58) **Field of Search** **D2/901, 946; 36/2 R, 36/100**

(56) **References Cited**

U.S. PATENT DOCUMENTS

1,613,784 A	*	1/1927	Bingaman et al.	36/2 R
D156,649 S	*	12/1949	Miller et al.	D2/901
2,704,898 A		3/1955	Sleyman	36/2
3,083,373 A		4/1963	Rizzotto	2/270
D270,869 S	*	10/1983	Kronberg	D2/901
4,964,176 A		10/1990	Previdi	2/242
5,031,247 A		7/1991	Carter	2/242

5,170,503 A		12/1992	Hightower, Jr. et al.	2/22
5,501,022 A	*	3/1996	Cohn	36/2 R
D386,287 S	*	11/1997	Graves	D2/901
D396,740 S		8/1998	Magliulo	D2/901
6,141,802 A		11/2000	Drake	2/227
6,477,788 B1	*	11/2002	Chen	36/2 R

* cited by examiner

Primary Examiner—Dominic Simone

(74) *Attorney, Agent, or Firm*—Keisling Pieper & Scott PLC; Trent C. Keisling; David B. Pieper

(57) **CLAIM**

The design for shoe sleeve, as shown and described.

DESCRIPTION

FIG. 1 is a side perspective of a first embodiment for my new shoe sleeve as ordinarily used to compliment a shoe, illustrated in dash lines, and the opposite side is a mirror image of FIG. 1;

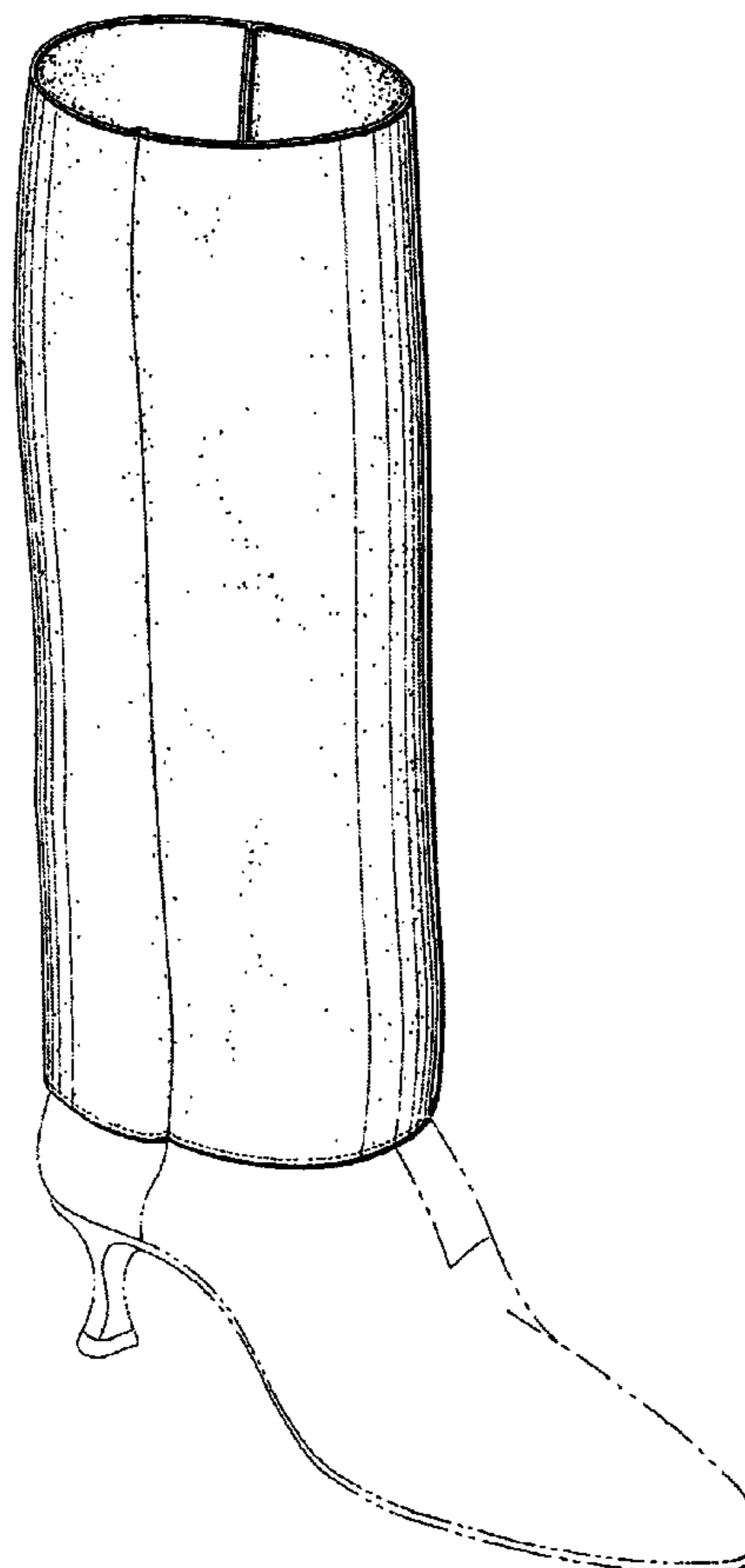
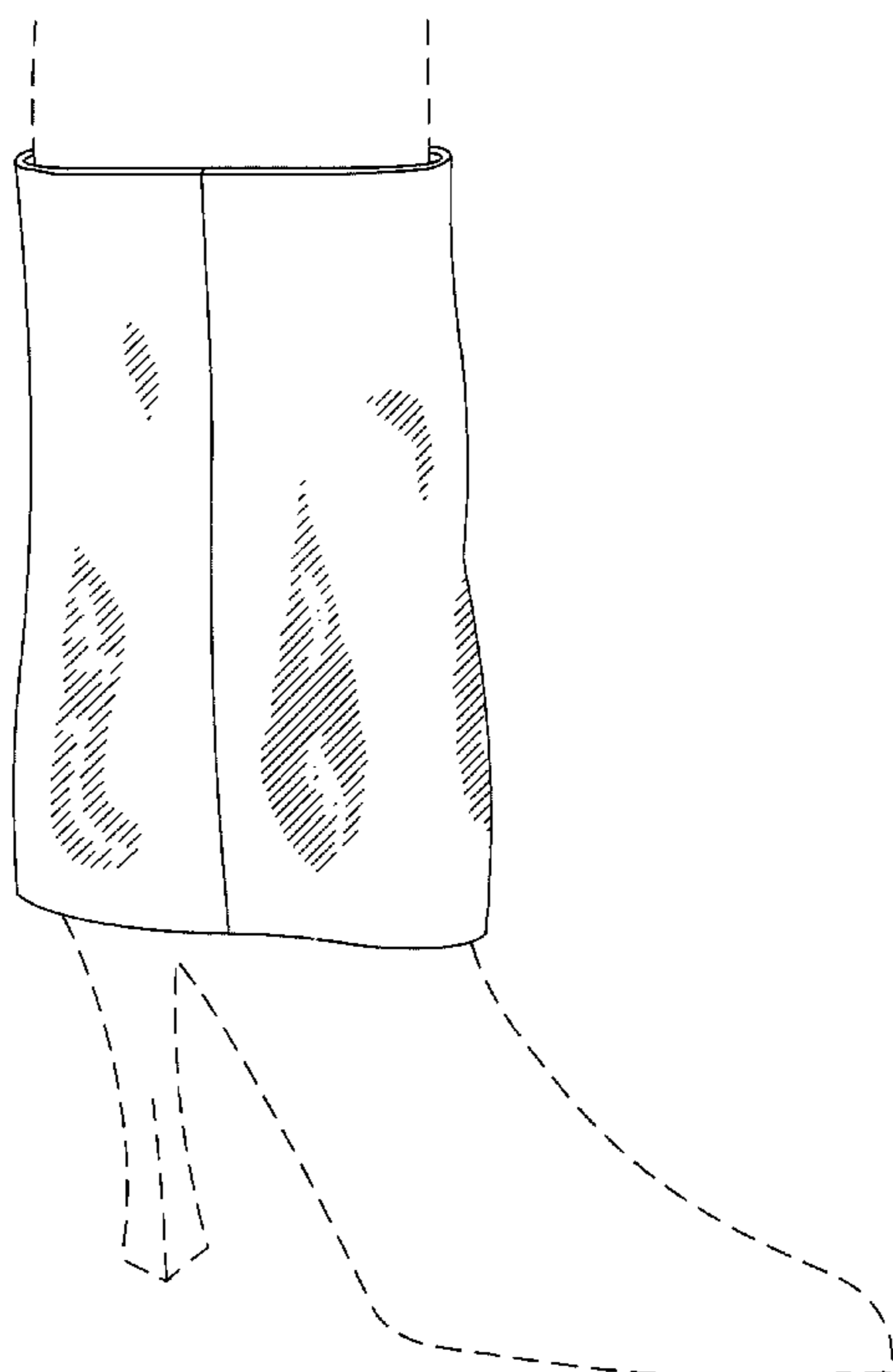
FIG. 2 is a rear, cross-sectional view thereof;

FIG. 3 is a side perspective of a second embodiment for my new shoe sleeve as ordinarily used to compliment a shoe, illustrated in dash lines;

FIG. 4 is a top view thereof; and,

FIG. 5 is a side elevational thereof.

1 Claim, 3 Drawing Sheets



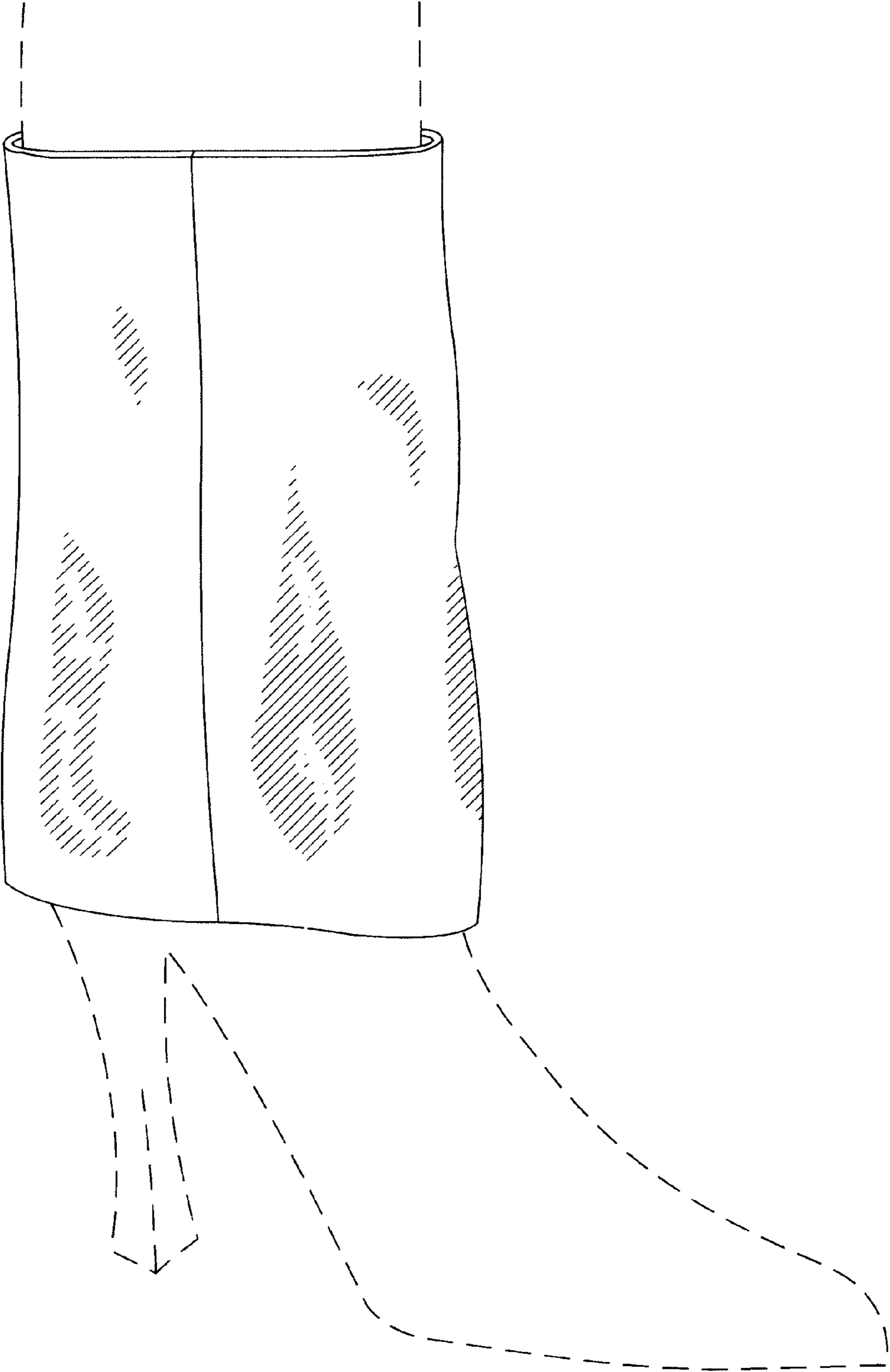


FIG. 1

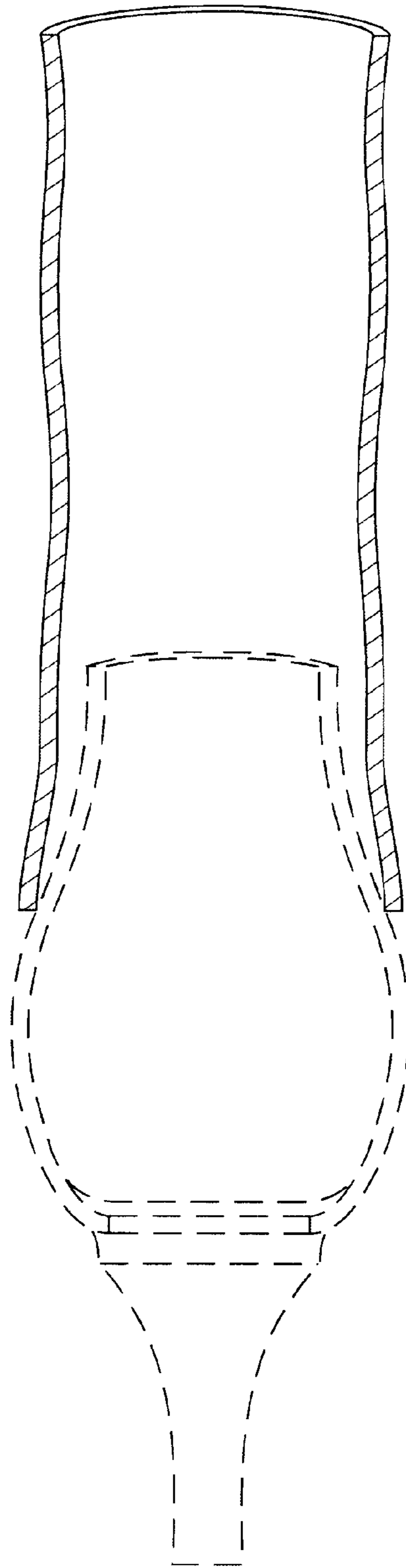


FIG. 2

