



US00D505766S

(12) **United States Design Patent**  
**Matthews**

(10) **Patent No.:** **US D505,766 S**

(45) **Date of Patent:** **\*\* Jun. 7, 2005**

(54) **BOX**

(76) **Inventor:** **Phoebe A. Matthews**, 96 Powers St.,  
Milford, NH (US) 03055

(\*\*) **Term:** **14 Years**

(21) **Appl. No.:** **29/191,524**

(22) **Filed:** **Oct. 9, 2003**

(51) **LOC (8) Cl.** ..... **03-01**

(52) **U.S. Cl.** ..... **D2/270; D3/273**

(58) **Field of Search** ..... D3/269, 270, 271,  
D3/272, 273, 294, 295, 903; D9/312, 313,  
334; 206/457; 190/19

(56) **References Cited**

**U.S. PATENT DOCUMENTS**

D71,800 S	*	1/1927	Jones et al.	.....	D3/272
D74,695 S	*	3/1928	Nussbaum	.....	D3/272
D173,199 S	*	10/1954	Goodhue	.....	D3/270
D173,200 S	*	10/1954	Goodhue	.....	D3/270
D328,676 S	*	8/1992	Miller	.....	D6/440
D334,662 S	*	4/1993	van Berne	.....	D3/272

D354,518 S	*	1/1995	Dietterich et al.	.....	D19/82
D399,651 S	*	10/1998	Maguire	.....	D3/272
D412,784 S	*	8/1999	Richardson	.....	D3/270
D422,786 S	*	4/2000	Wu	.....	D3/271
D439,405 S	*	3/2001	Veazey	.....	D3/271

\* cited by examiner

*Primary Examiner*—Philip S. Hyder

(74) *Attorney, Agent, or Firm*—Pearson & Pearson, LLP

(57) **CLAIM**

The ornamental design for a box, as shown and described.

**DESCRIPTION**

FIG. 1 is a front perspective view of a box showing my new design;

FIG. 2 is a front elevational view of a box;

FIG. 3 is a rear elevational view of a box thereof;

FIG. 4 is a right side elevational view of a box thereof;

FIG. 5 is a left side elevational view of a box thereof;

FIG. 6 is a top plan view of a box thereof; and,

FIG. 7 is a bottom plan view of a box thereof.

**1 Claim, 4 Drawing Sheets**









Figure 1




*Figure 2*



*Figure 3*



**Figure 4**



**Figure 5**



**Figure 6**



**Figure 7**