

US00D505763S

(12) **United States Design Patent**  
**Greene**

(10) **Patent No.:** **US D505,763 S**  
(45) **Date of Patent:** **\*\* May 31, 2005**

(54) **BASE LEG WHEEL COVER FOR A MATERIAL HANDLING VEHICLE**

(75) Inventor: **Jeffrey E. Greene**, Port Crane, NY (US)

(73) Assignee: **The Raymond Corporation**, Greene, NY (US)

(\*\*) Term: **14 Years**

(21) Appl. No.: **29/189,669**

(22) Filed: **Sep. 9, 2003**

(51) **LOC (7) Cl.** ..... **12-05**

(52) **U.S. Cl.** ..... **D34/28**

(58) **Field of Search** ..... D34/28, 34; 180/98.12, 180/89.12, 98.14, 89.17

(56) **References Cited**

**U.S. PATENT DOCUMENTS**

- D401,032 S \* 11/1998 Marcel ..... D34/35
- D401,716 S \* 11/1998 Marcel ..... D34/34
- D407,176 S \* 3/1999 Henshaw et al. .... D34/34

6,089,353 A \* 7/2000 Bartels et al. .... 187/224

\* cited by examiner

*Primary Examiner*—Holly Baynham

(74) *Attorney, Agent, or Firm*—Quarles & Brady LLP

(57) **CLAIM**

The ornamental design for a base leg wheel cover for a material handling vehicle, as shown and described.

**DESCRIPTION**

In a preferred embodiment, the nature of this product is as a wheel cover useful in connection with a material handling vehicle.

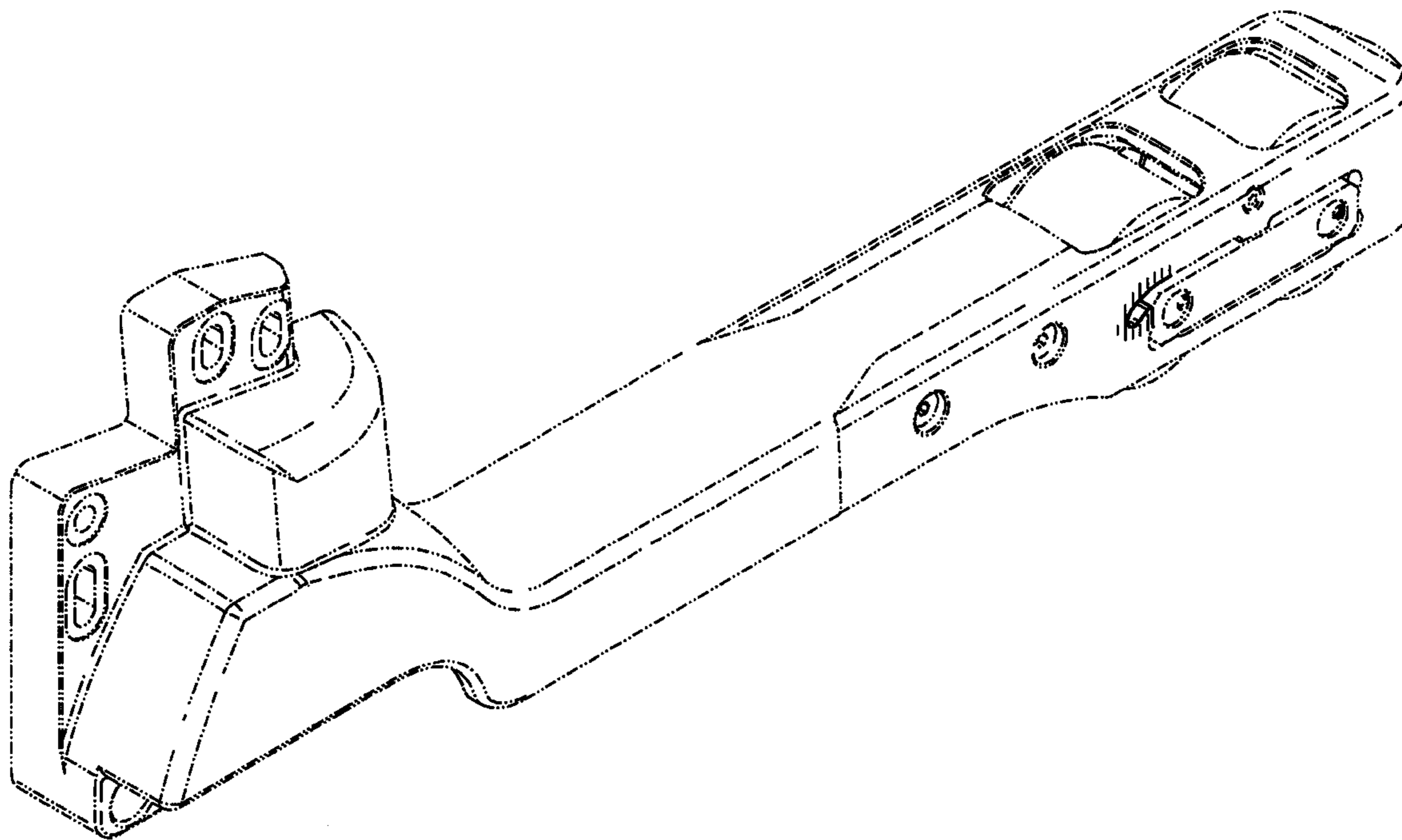
FIG. 1 is a top, right, rear perspective view of a base leg wheel cover for a material handling vehicle embodying our new design;

FIG. 2 is a right side elevational view thereof; and,

FIG. 3 is a left side elevational view thereof.

The broken line representations of portions of a material handling vehicle base leg in FIGS. 1–3, are for the purpose of illustration only, and form no part of the claimed design.

**1 Claim, 3 Drawing Sheets**



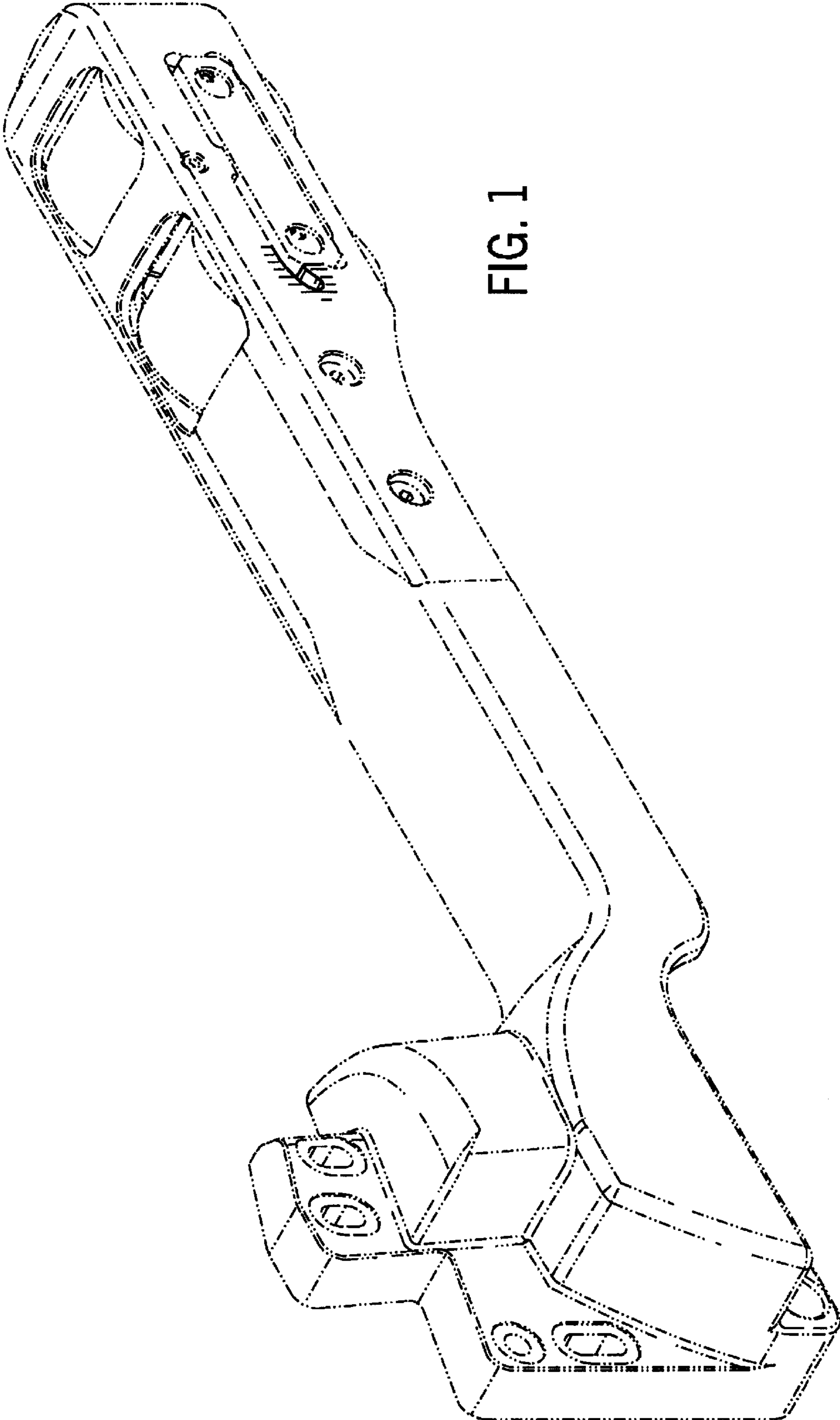


FIG. 1

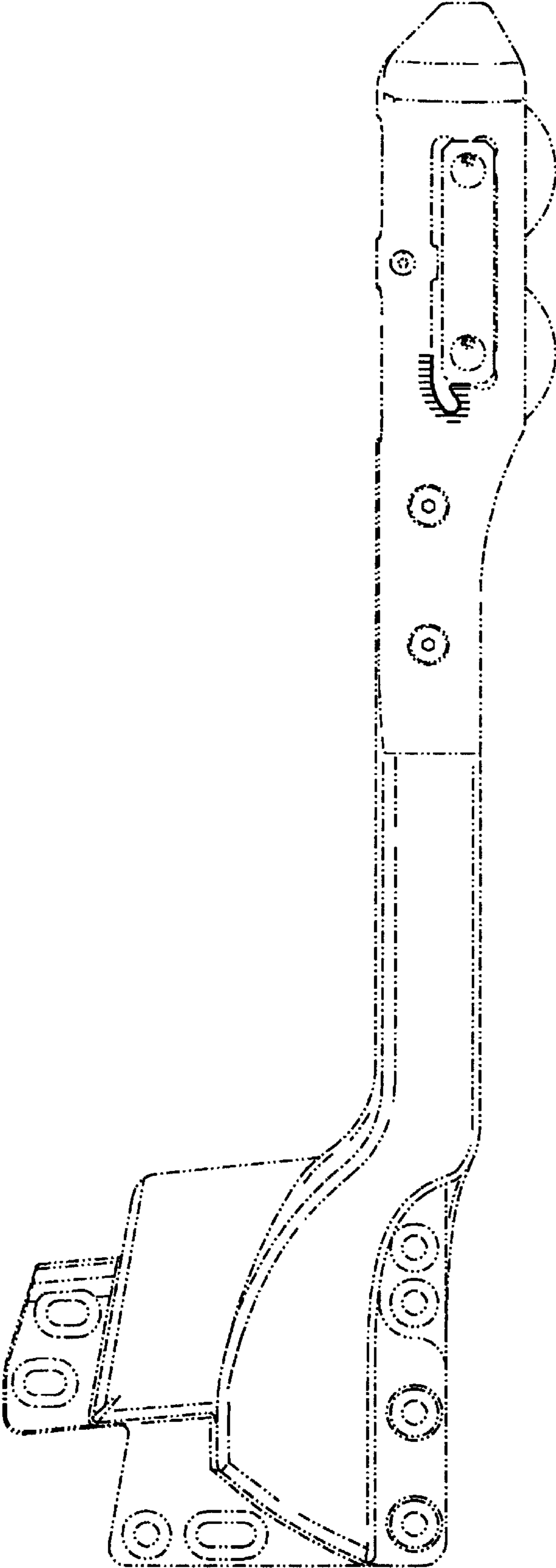


FIG. 2

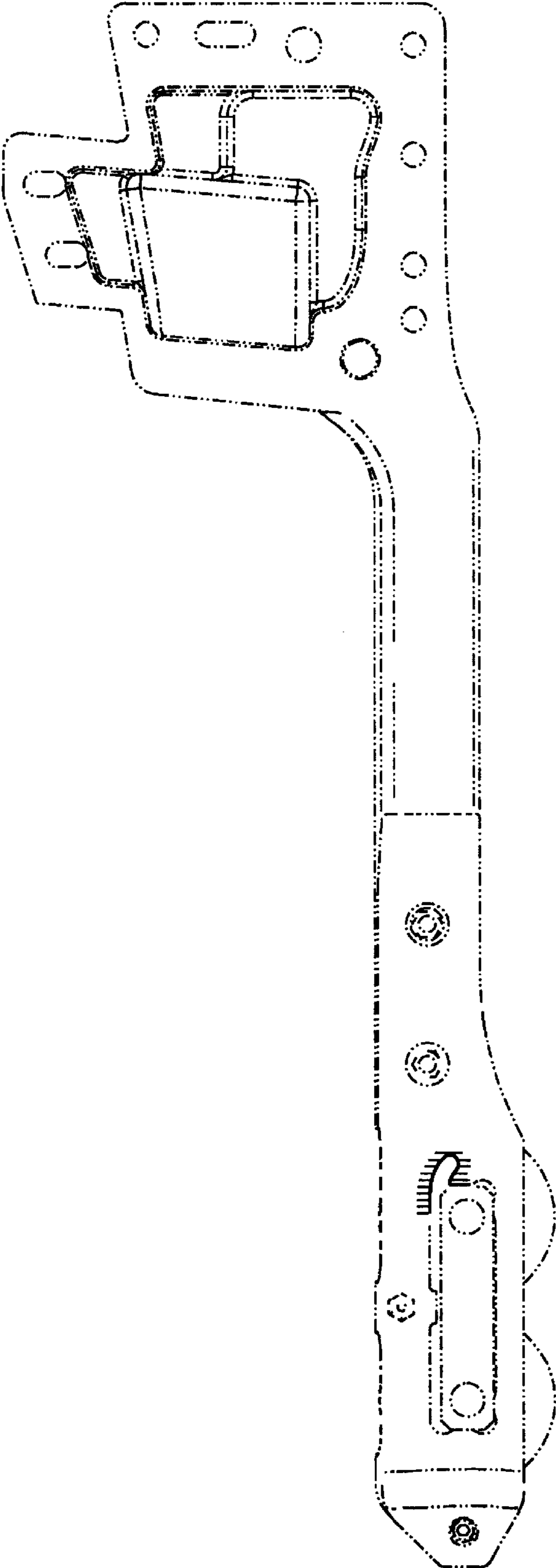


FIG. 3