



US00D505753S

(12) **United States Design Patent**  
**Qvortrup**

(10) **Patent No.:** **US D505,753 S**

(45) **Date of Patent:** **\*\* May 31, 2005**

(54) **SET OF A HIP PROTECTOR AND THREE PAIRS OF TROUSERS FOR RECEIVING AND FIXATING THE HIP PROTECTOR**

(75) **Inventor:** **Klaus Qvortrup, Gentofte (DK)**

(73) **Assignee:** **Qvortrup A/S, Gentofte (DK)**

(\*\*) **Term:** **14 Years**

(21) **Appl. No.:** **29/176,798**

(22) **Filed:** **Feb. 26, 2003**

(30) **Foreign Application Priority Data**

Aug. 26, 2002 (DK) ..... DA 2002 00673

(51) **LOC (7) Cl.** ..... **02-01**

(52) **U.S. Cl.** ..... **D29/100; D29/120.1; D2/712; D2/713**

(58) **Field of Search** ..... D29/100, 120.1, D29/122; D2/712, 713, 704, 700, 716, 742, 731, 738; 2/400-404, 406, 407, 408, 267, 465, 22, 455, 23

(56) **References Cited**

**U.S. PATENT DOCUMENTS**

1,469,287	A	*	10/1923	Torchia	.....	2/408
3,490,075	A	*	1/1970	Abbott	.....	2/406
4,462,115	A	*	7/1984	Carlson et al.	.....	2/465
D278,279	S	*	4/1985	Vacanti	.....	D29/120.1
5,020,547	A	*	6/1991	Strock	.....	128/891
5,557,804	A	*	9/1996	Ovortrup et al.	.....	2/23
5,636,377	A	*	6/1997	Wiener	.....	2/465
5,689,836	A	*	11/1997	Fee et al.	.....	2/465

5,836,015	A	*	11/1998	Kristensen et al.	.....	2/23
5,918,310	A	*	7/1999	Farahany	.....	2/23
6,195,809	B1	*	3/2001	Garcia	.....	2/455
6,347,413	B1	*	2/2002	Sciscente et al.	.....	2/465
6,408,446	B1	*	6/2002	Carrington	.....	2/465
6,745,406	B2	*	6/2004	Ruane	.....	2/465

\* cited by examiner

*Primary Examiner*—Lucy Lieberman

(74) *Attorney, Agent, or Firm*—Merchant & Gould P.C.


(57) **CLAIM**

The ornamental design for set of a hip protector and three pairs of trousers for receiving and fixating the hip protector, as shown and described.

**DESCRIPTION**

FIG. 1 is a front view of one pair of trousers from the set of a hip protector and three pairs of trousers for receiving and fixating the hip protector;  
 FIG. 2 is a rear view of FIG. 1;  
 FIG. 3 is a front view of a second pair of trousers from the set;  
 FIG. 4 is a rear view of FIG. 3;  
 FIG. 5 is a front view of a third pair of trousers from the set;  
 FIG. 6 is a rear view of FIG. 5;  
 FIG. 7 is a top perspective view of the hip protector shown in an exploded condition; and,  
 FIG. 8 is a bottom perspective view of the hip protector shown in an exploded condition with the separated parts shown in an alternate arrangement.  
 The broken lines shown on the three pairs of trousers represent stitching that does form part of the claimed design.

**1 Claim, 5 Drawing Sheets**



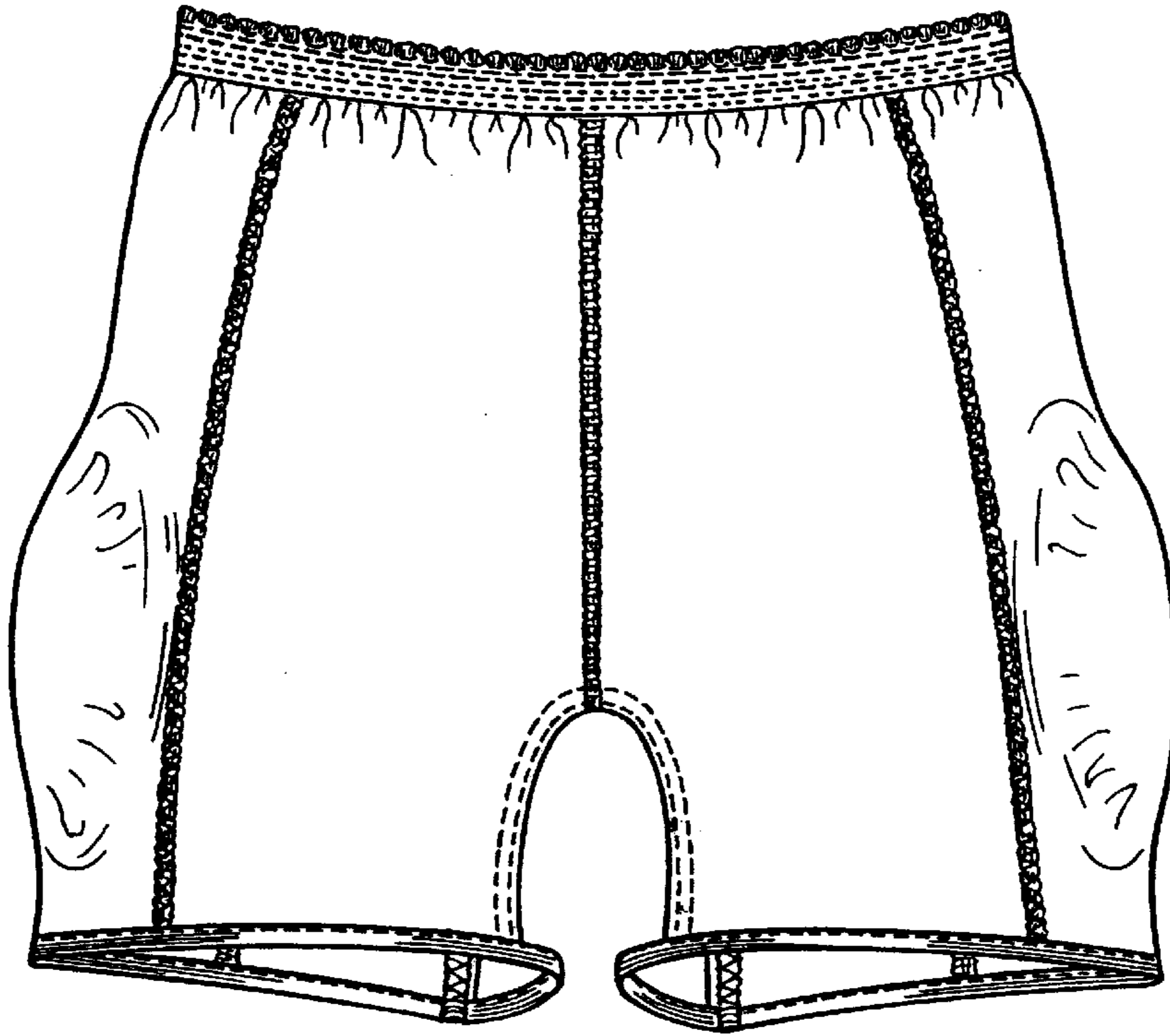


FIG. 2

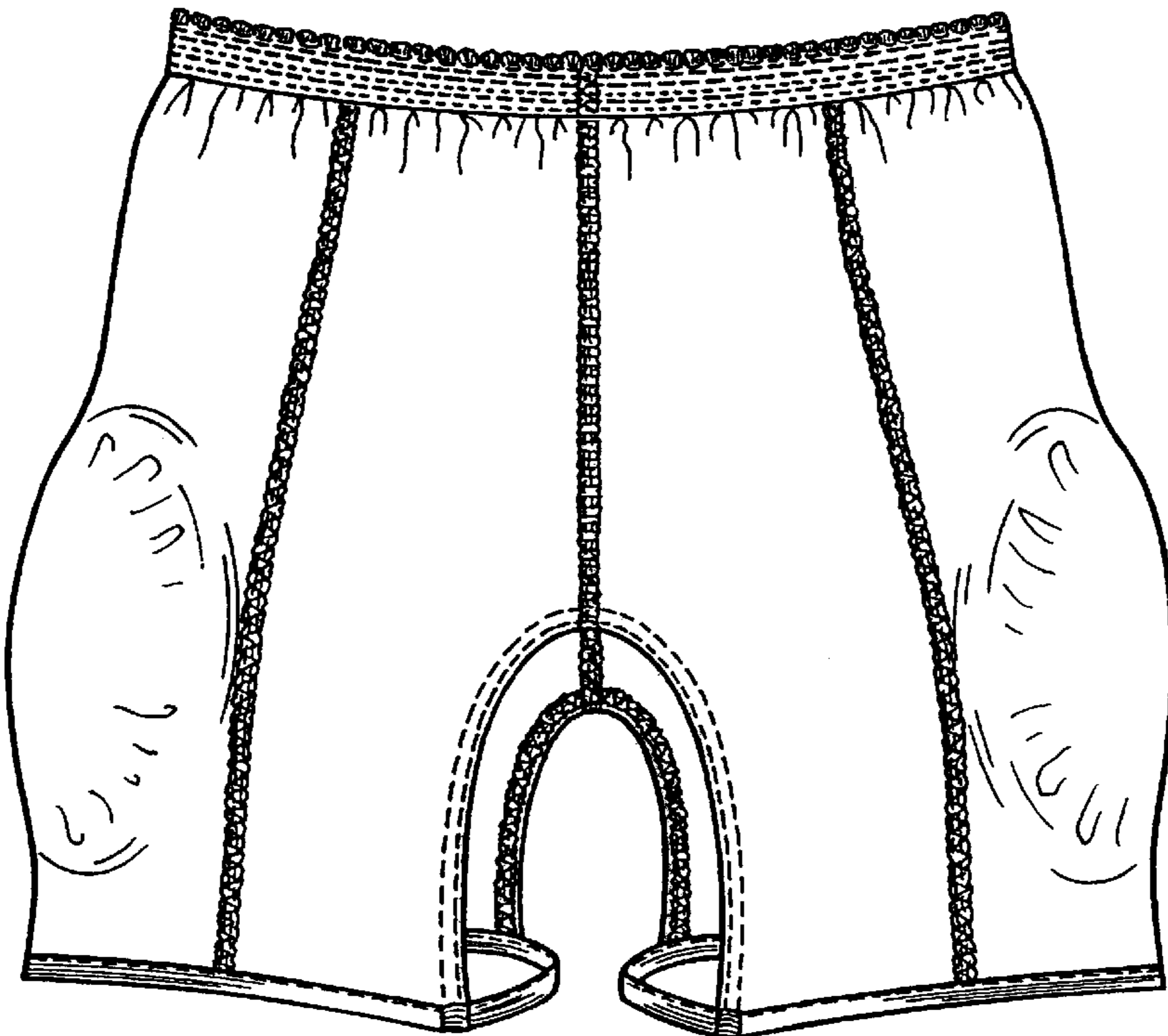


FIG.3

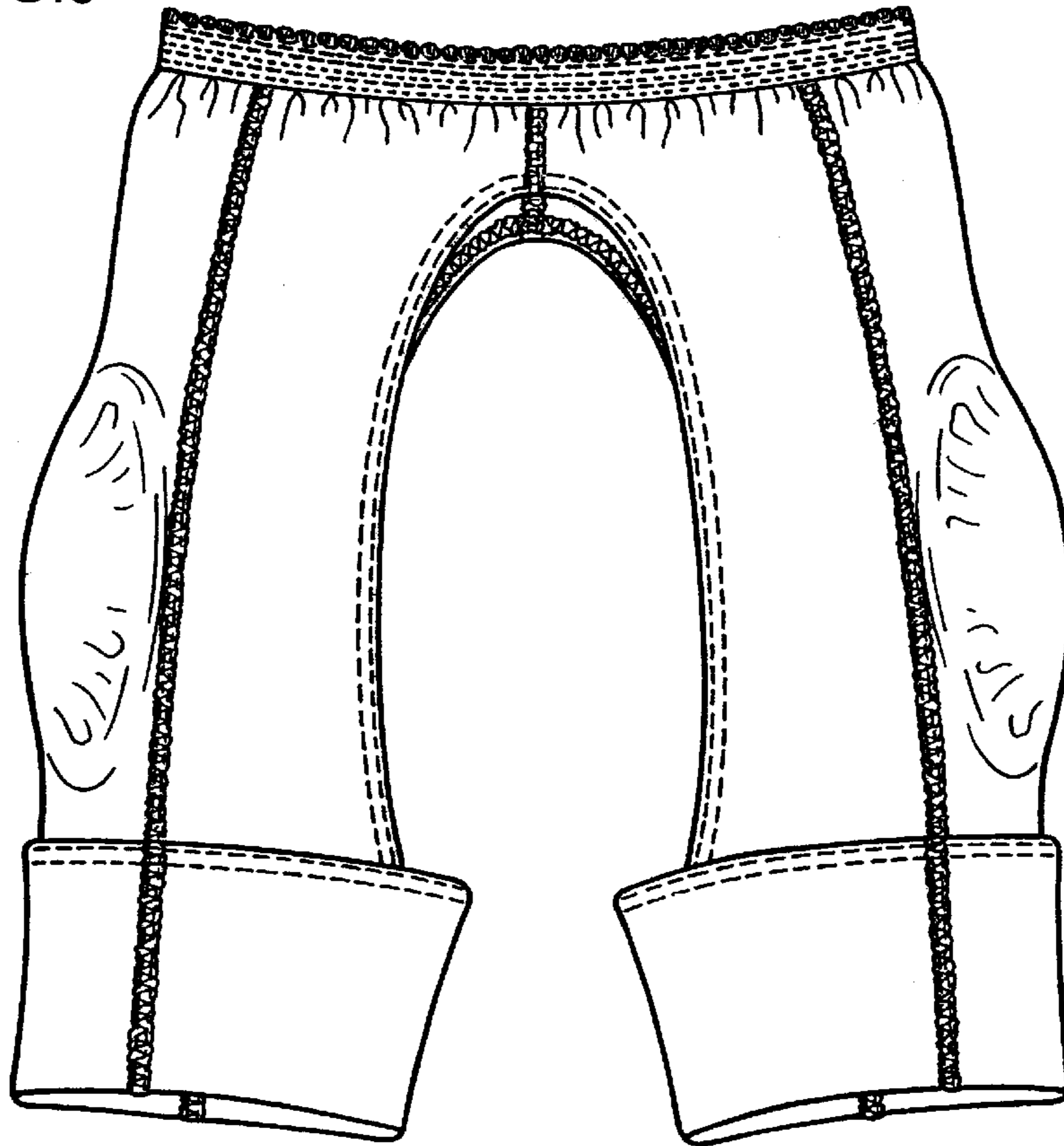


FIG.5






FIG.4

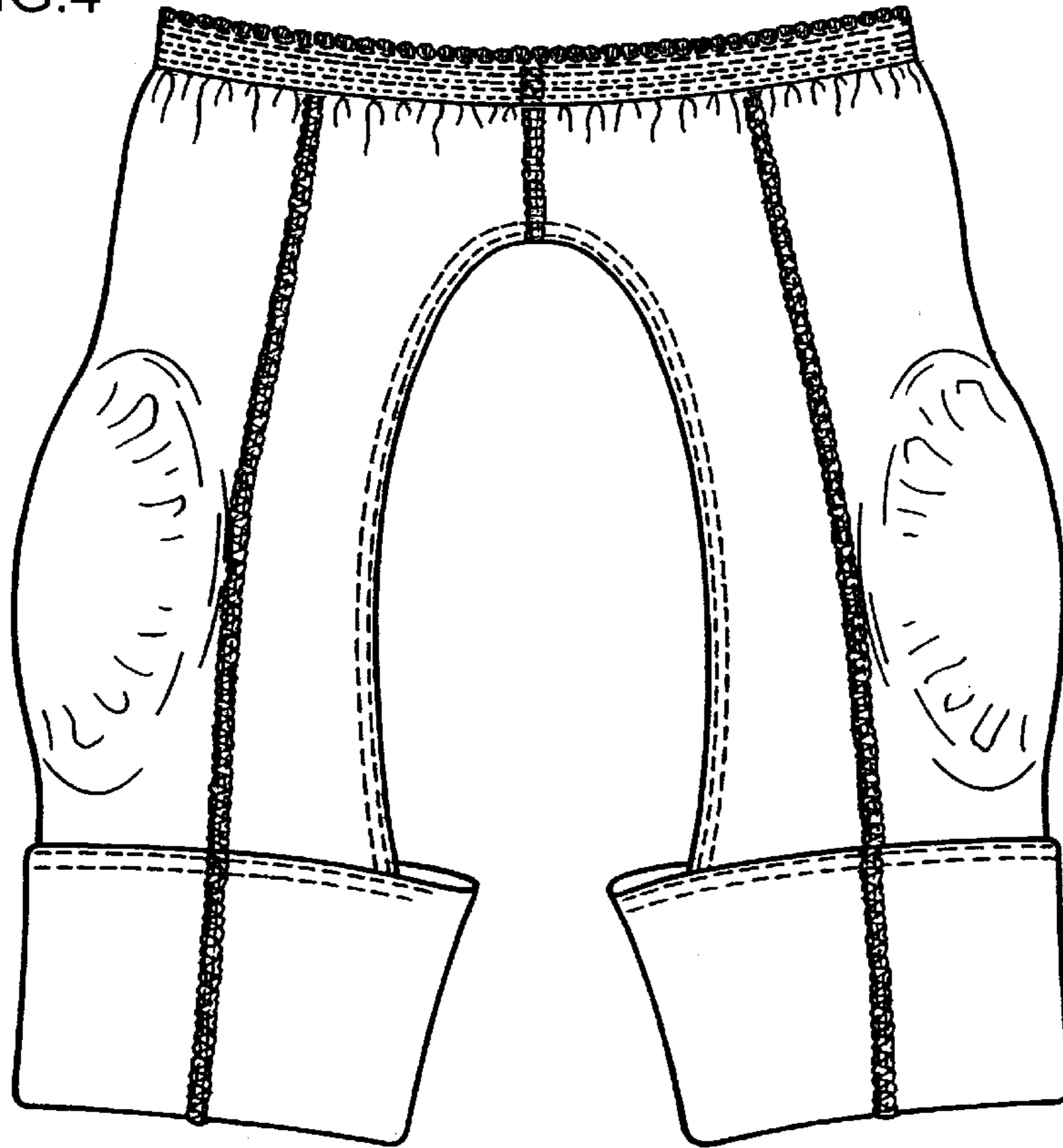


FIG.6




FIG.7




FIG.8

