

US00D505751S

(12) **United States Design Patent**  
**Nagano**

(10) **Patent No.:** **US D505,751 S**

(45) **Date of Patent:** **\*\* May 31, 2005**

(54) **ELECTRIC RAZOR**

(75) **Inventor:** **Hironobu Nagano**, Fukuoka-ken (JP)

(73) **Assignee:** **Kyushu Hitachi Maxell, Ltd.**,  
Fukuoka-ken (JP)

(\*\*) **Term:** **14 Years**

(21) **Appl. No.:** **29/200,850**

(22) **Filed:** **Mar. 8, 2004**

(30) **Foreign Application Priority Data**

Sep. 30, 2003 (JP) ..... D2003-028627

(51) **LOC (7) Cl.** ..... **28-03**

(52) **U.S. Cl.** ..... **D28/49; D28/51**

(58) **Field of Search** ..... D28/44, 44.1,  
D28/49-54; 30/32, 34.05, 34.1, 41, 41.5-41.6,  
41.9, 43-43.92, 42, 44-46, 526

(56) **References Cited**

**U.S. PATENT DOCUMENTS**

D343,025 S \* 1/1994 Sulik ..... D28/49

D377,847 S \* 2/1997 Sulik ..... D28/49  
D484,642 S \* 12/2003 Lau ..... D28/51  
2004/0055158 A1 \* 3/2004 Izumi et al. .... 30/43.92

\* cited by examiner

*Primary Examiner*—Jennifer Rivard

(74) *Attorney, Agent, or Firm*—Birch, Stewart, Kolasch &  
Birch, LLP

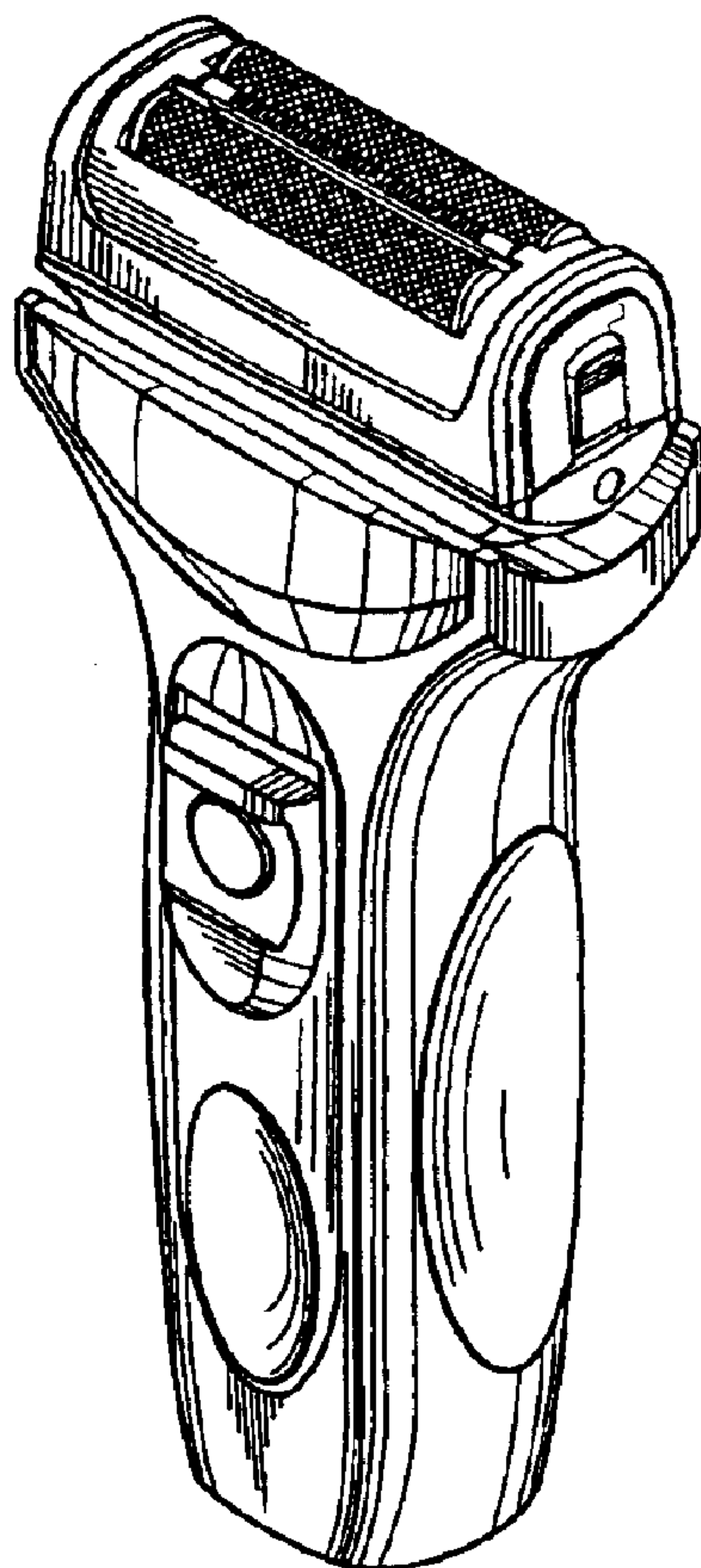
(57) **CLAIM**

The ornamental design for an electric razor, as shown and described.

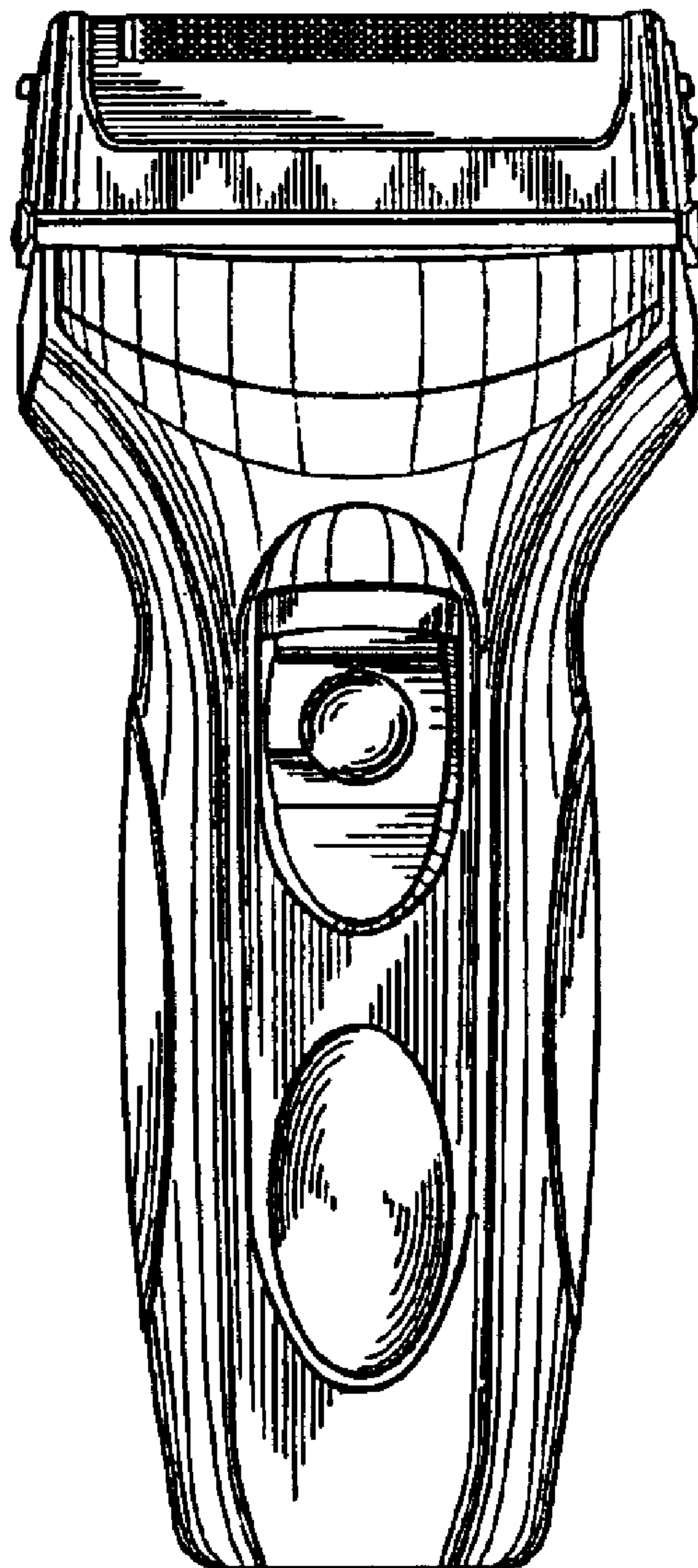
**DESCRIPTION**

FIG. 1 is a front elevational view of an electric razor showing my new design;  
FIG. 2 is a rear elevational view thereof;  
FIG. 3 is a right side elevational view thereof;  
FIG. 4 is a left side elevational view thereof;  
FIG. 5 is a top plan view thereof;  
FIG. 6 is a bottom plan view thereof; and,  
FIG. 7 is a perspective view thereof.

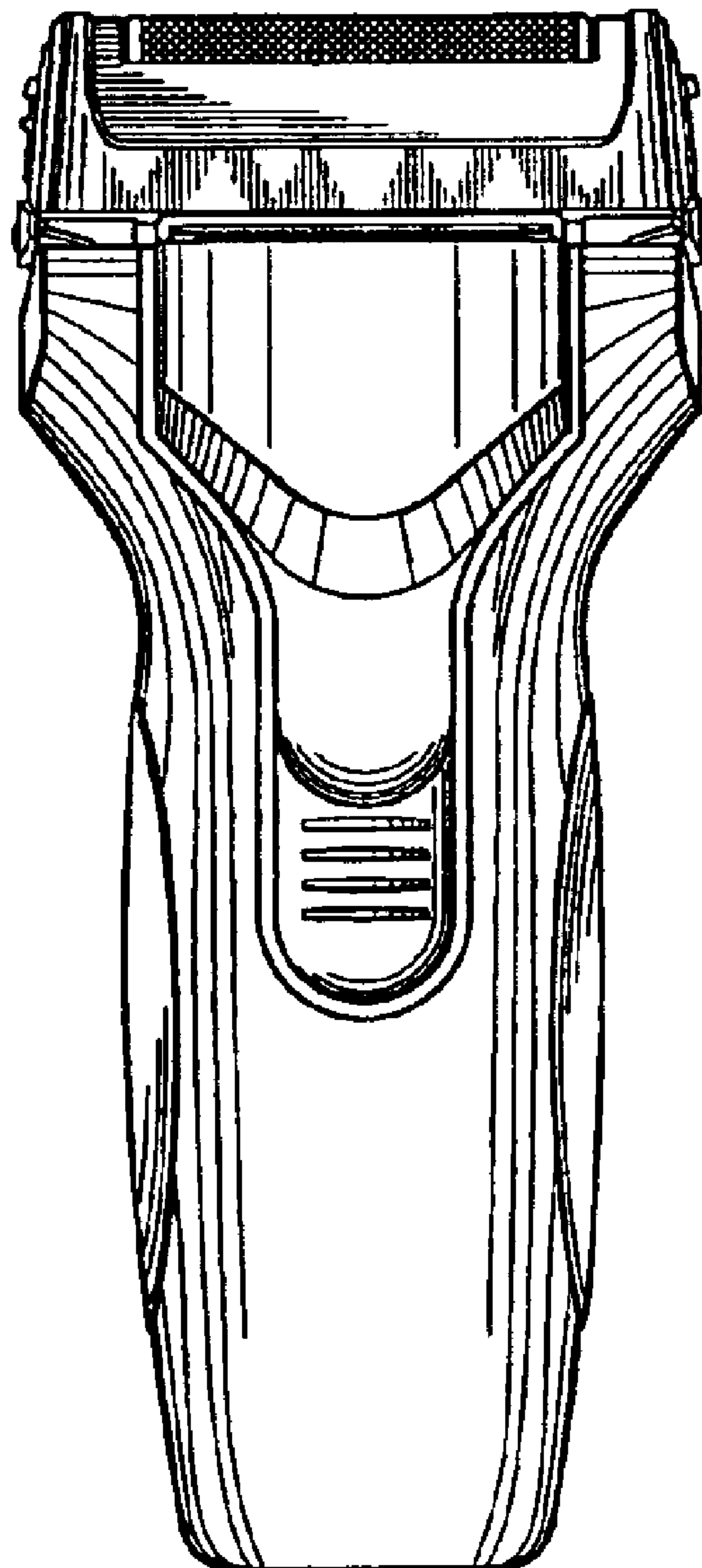
**1 Claim, 7 Drawing Sheets**



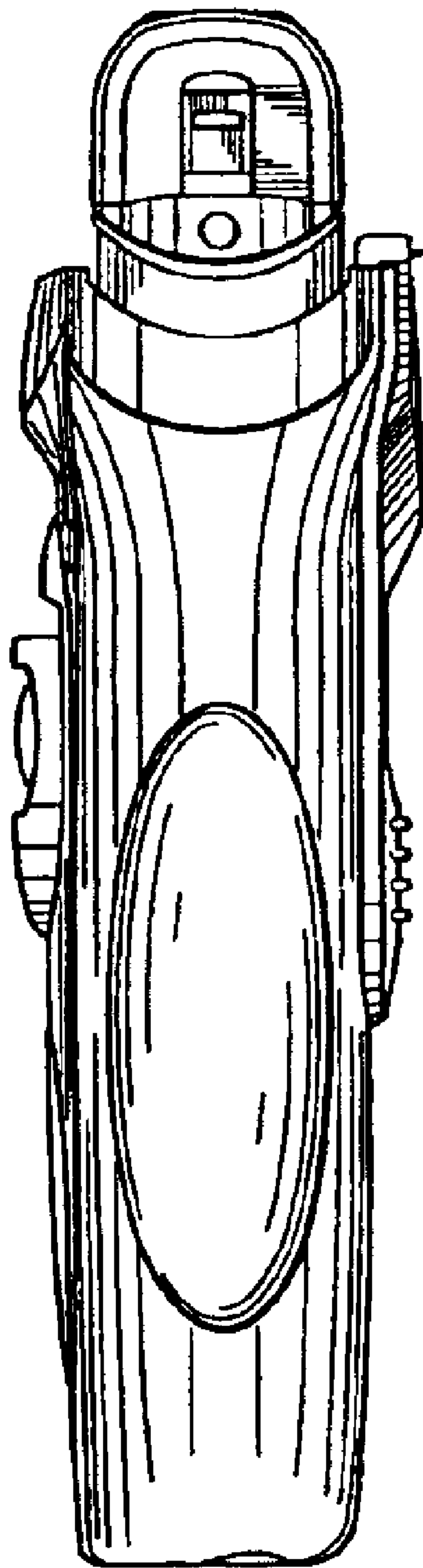
*Fig. 1*




*Fig. 2*




*Fig. 3*




*Fig. 4*



*Fig. 5*



*Fig. 6*



*Fig. 7*

