

US00D505724S

(12) **United States Design Patent**  
**Tai**

(10) **Patent No.:** **US D505,724 S**

(45) **Date of Patent:** **\*\* May 31, 2005**

(54) **FAN BLADE**

D477,865 S \* 7/2003 Huang ..... D23/413

(75) **Inventor:** **Jen-Lung David Tai**, Glendale, AZ  
(US)

\* cited by examiner

*Primary Examiner*—Lisa Lichtenstein

(73) **Assignee:** **Air Cool Industrial Co., LTD**,  
Taichung (TW)

(74) *Attorney, Agent, or Firm*—Parsons & Goltry; Michael  
W. Goltry; Robert A. Parsons

(\*\*) **Term:** **14 Years**

(57) **CLAIM**

The ornamental design for a fan blade, as shown and  
described.

(21) **Appl. No.:** **29/192,471**

(22) **Filed:** **Oct. 24, 2003**

**DESCRIPTION**

(51) **LOC (7) Cl.** ..... **23-04**

FIG. 1 is a bottom perspective view of a fan blade showing  
my new design;

(52) **U.S. Cl.** ..... **D23/413**

FIG. 2 is another perspective view thereof;

(58) **Field of Search** ..... D23/413, 377,

FIG. 3 is a bottom plan view thereof;

D23/379, 385; 416/5

FIG. 4 is a top plan view thereof;

(56) **References Cited**

FIG. 5 is a left side elevational view thereof;

**U.S. PATENT DOCUMENTS**

FIG. 6 is a right side elevational view thereof;

D345,790 S \* 4/1994 Caldwell ..... D23/377

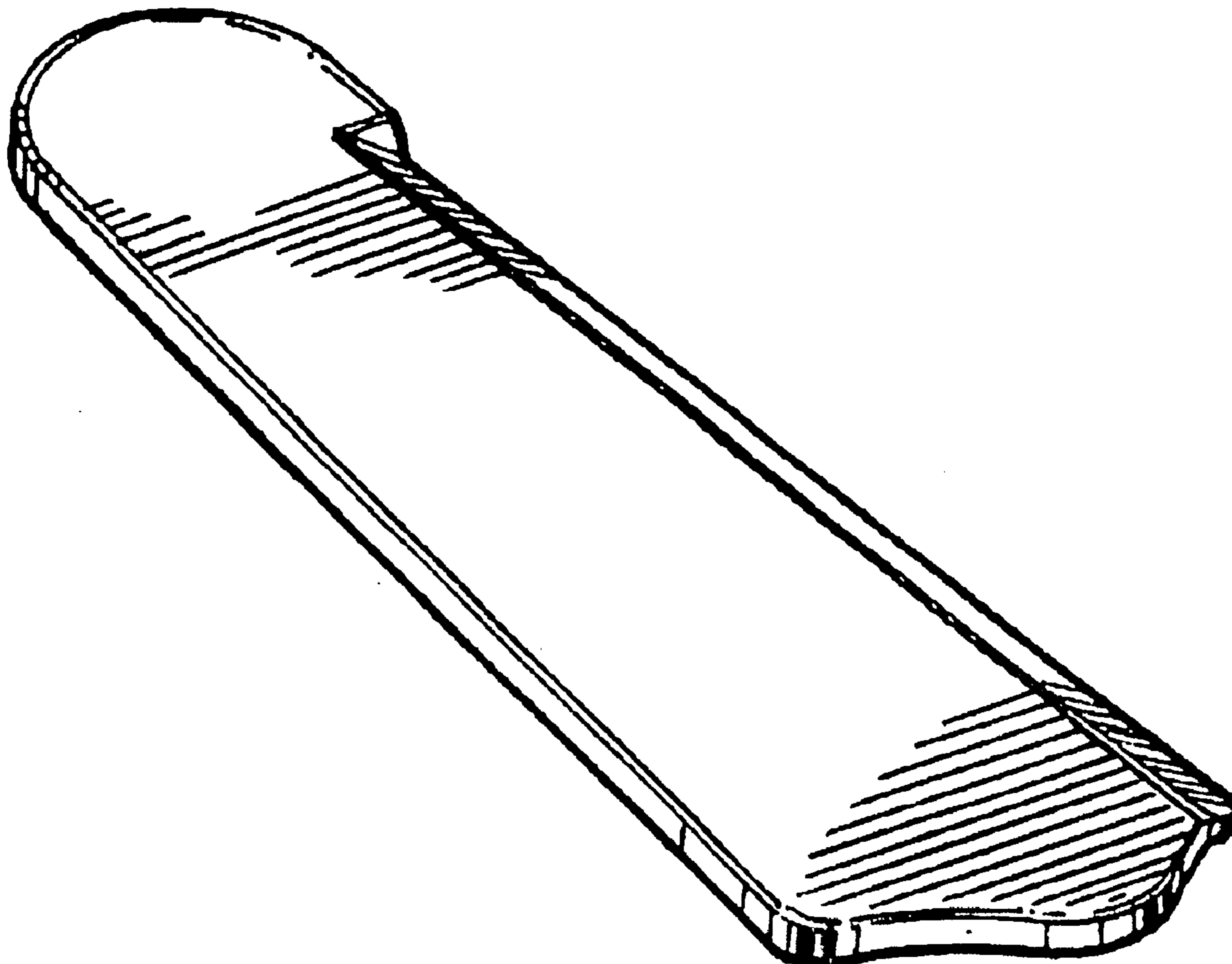
FIG. 7 is a front elevational view thereof; and,

D388,871 S \* 1/1998 Gee, II ..... D23/413

FIG. 8 is a rear elevational view thereof.

D477,072 S \* 7/2003 Johnson ..... D23/413

**1 Claim, 2 Drawing Sheets**



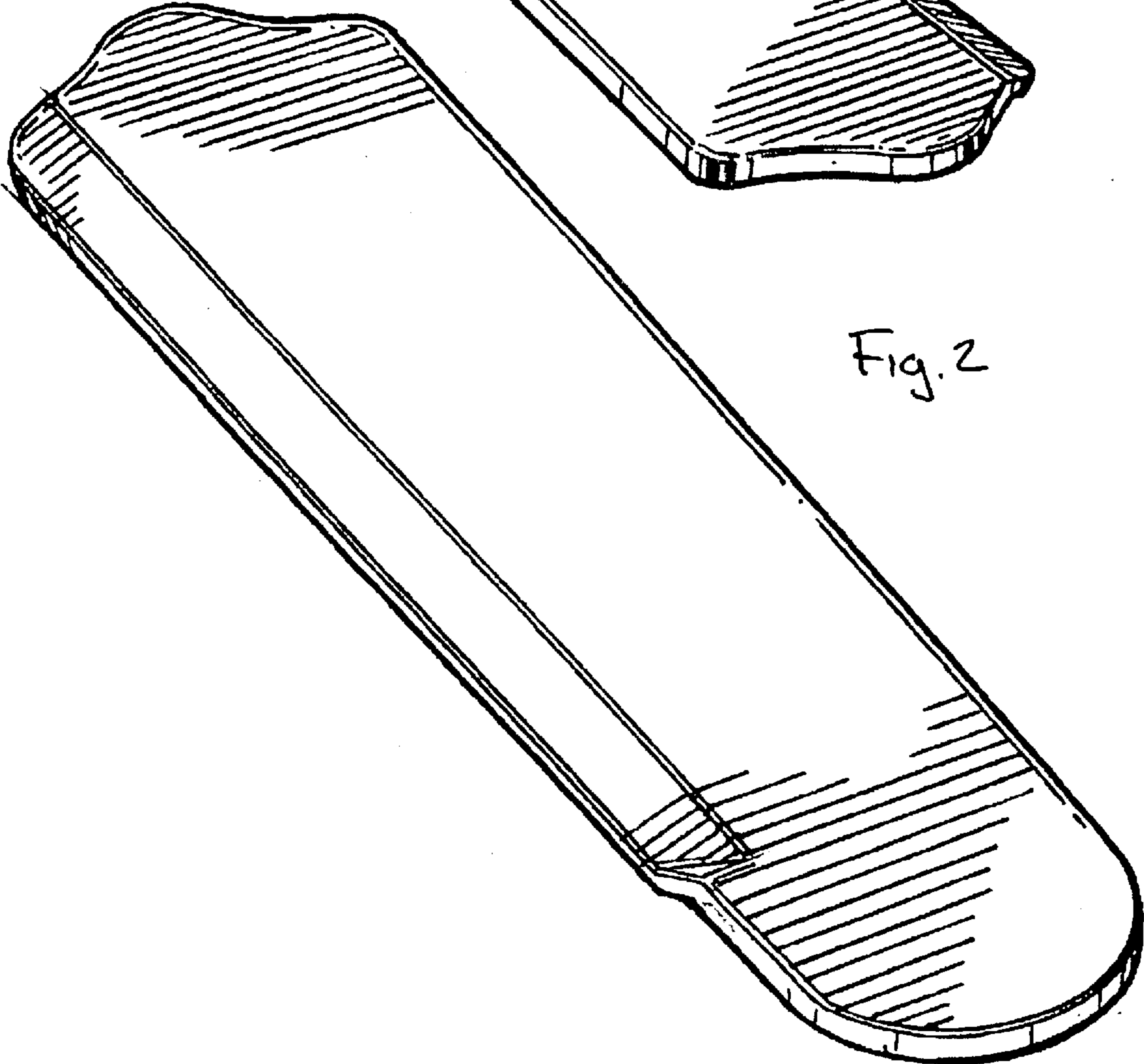
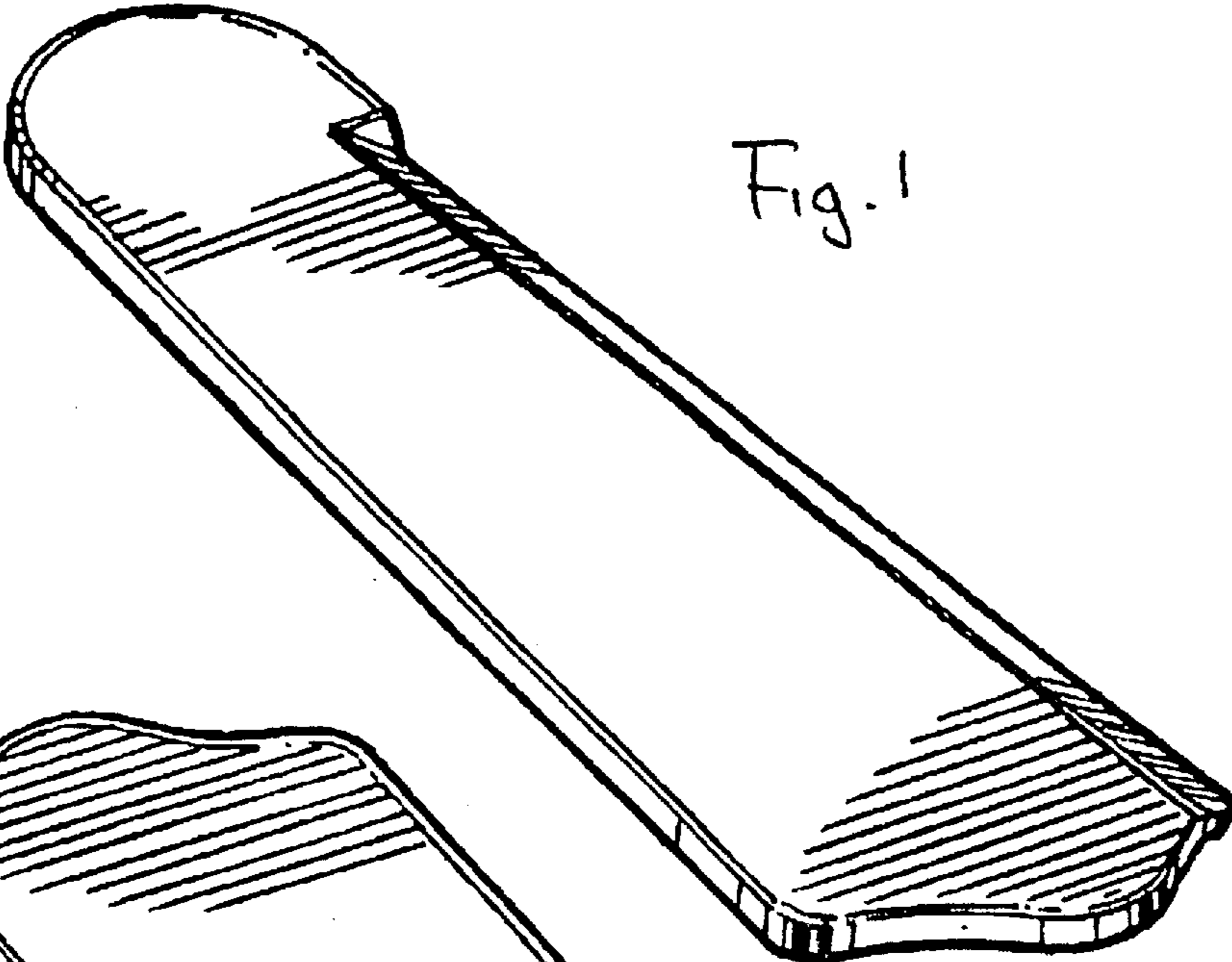


Fig. 8



Fig. 4




Fig. 5



Fig. 6



Fig. 3




Fig. 7

