

US00D505717S

(12) **United States Design Patent**
Piatt

(10) **Patent No.: US D505,717 S**

(45) **Date of Patent: ** May 31, 2005**

- (54) **LAVATORY**
- (75) Inventor: **James M. Piatt**, Sheboygan Falls, WI (US)
- (73) Assignee: **Kohler Co.**, Kohler, WI (US)
- (**) Term: **14 Years**
- (21) Appl. No.: **29/189,645**
- (22) Filed: **Sep. 9, 2003**

3,376,583 A	4/1968	Frey	4/638
D218,606 S	9/1970	Lein	D23/284
D244,030 S	4/1977	Tongish	D23/284
4,086,669 A	5/1978	Combis	4/622
4,689,841 A	9/1987	Owen	4/644
D298,452 S	11/1988	Carter	D23/293.1
D332,829 S	1/1993	Belfor	D23/292
D356,148 S	3/1995	Kohler, Jr. et al.	D23/293.1
5,560,052 A	10/1996	Ferguson et al.	4/650
5,628,484 A	5/1997	Lechuga	4/594
D423,653 S	4/2000	Svendsen	D23/293.1
D463,538 S	9/2002	Chipperfield	D23/284

Related U.S. Application Data

- (60) Division of application No. 29/158,619, filed on Apr. 4, 2002, now Pat. No. Des. 479,586, which is a continuation-in-part of application No. 29/153,935, filed on Oct. 26, 2001, now Pat. No. Des. 486,208.
- (51) **LOC (7) Cl.** **23-02**
- (52) **U.S. Cl.** **D23/293.1**
- (58) **Field of Search** D23/270-274,
D23/283-284, 286-287, 291-292, 293.1,
304, 308; 4/553, 619, 557-558, 596-604,
612-614, 622, 629-630, 638, 660, 650-652,
632

(56) **References Cited**

U.S. PATENT DOCUMENTS

D35,008 S	8/1901	Clow	D23/293.01
998,742 A	7/1911	Berkley	4/652 X
2,389,724 A	11/1945	Falco	4/612 X
2,532,769 A	12/1950	Haupt	4/632
2,902,700 A	9/1959	Chambers	4/629
2,914,777 A	12/1959	Parson	4/628
3,038,172 A	6/1962	Fritz et al.	4/638 X

OTHER PUBLICATIONS

2000 Kohler catalog ad, p. 11.23, showing "Memoirs" shower receptors.
Jul. 2001 Kohler catalog ad, p. 8.3b, showing a "SOK" bath.

Primary Examiner—Robert A. Delehanty
(74) *Attorney, Agent, or Firm*—Quarles & Brady LLP

(57) **CLAIM**

The ornamental design for a lavatory, as shown and described.

DESCRIPTION

In a preferred embodiment, the nature of this product is as a plumbing fixture in the form of a receptor for receiving water and is primarily useful for washing various objects. FIG. 1 is a left, top, front perspective view of a lavatory embodying my new design; FIG. 2 is a top plan view thereof; FIG. 3 is a front elevational view thereof; and, FIG. 4 is a left side elevational view thereof.

1 Claim, 2 Drawing Sheets

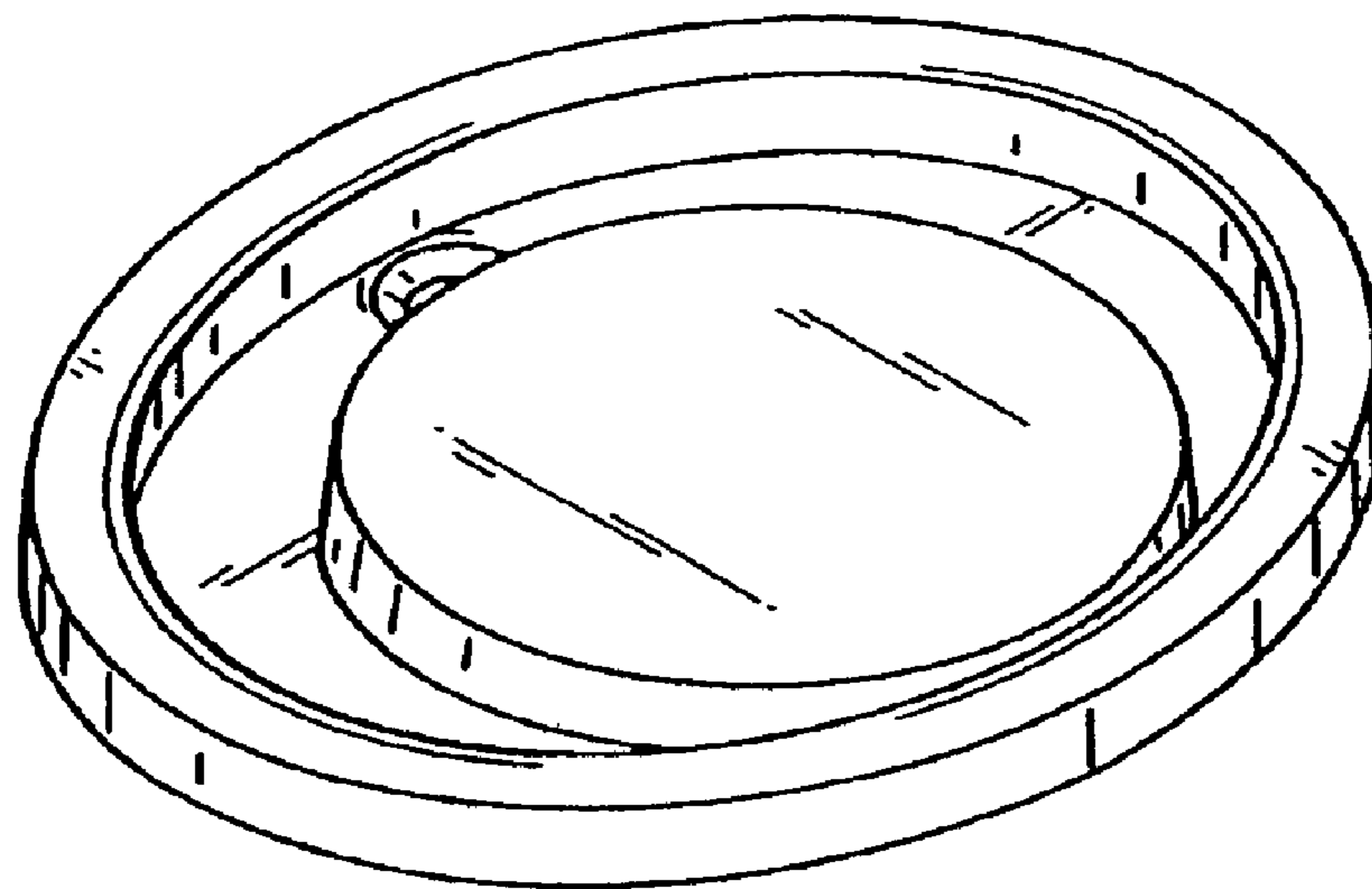


FIG. 1

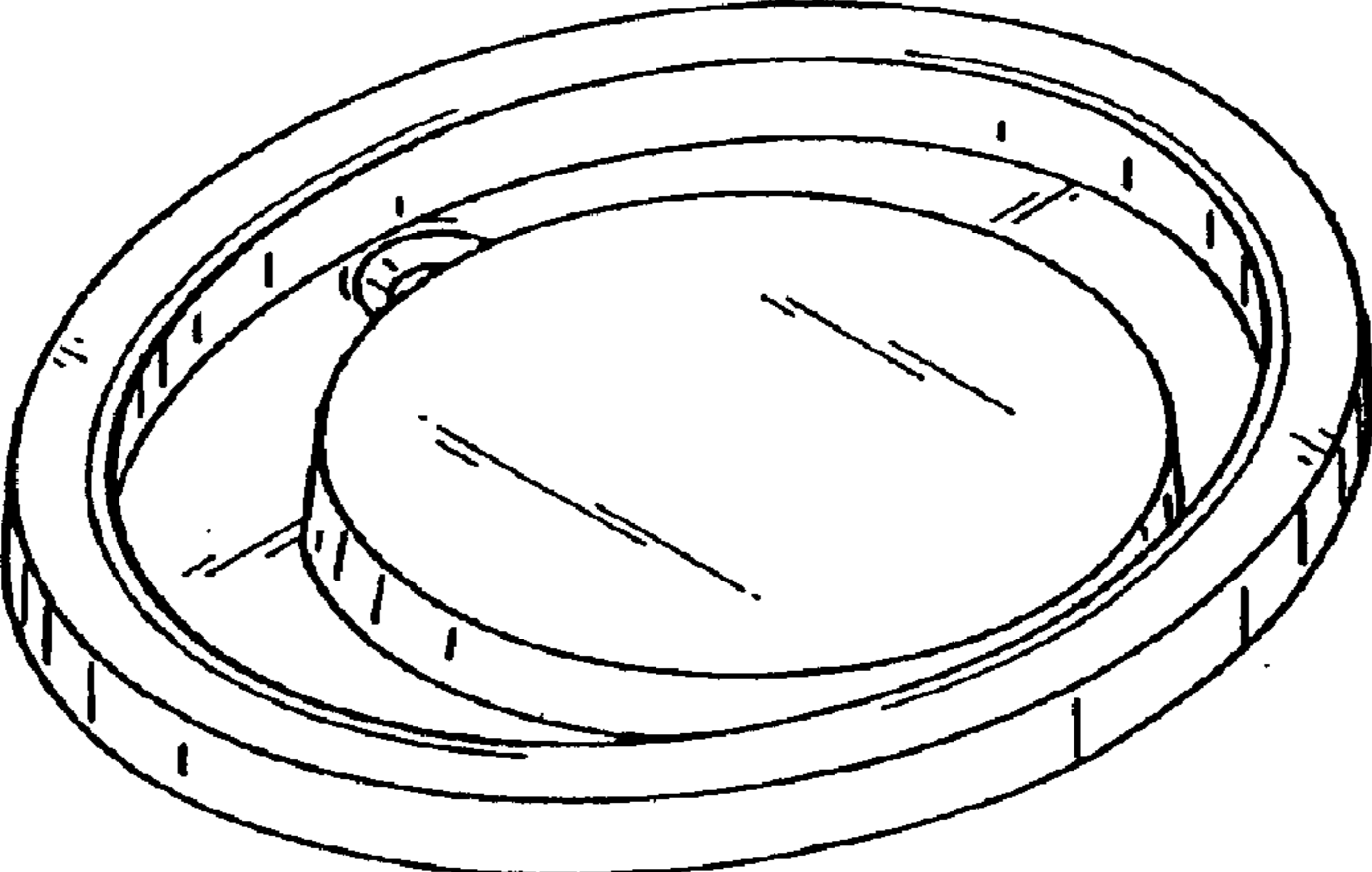


FIG. 2

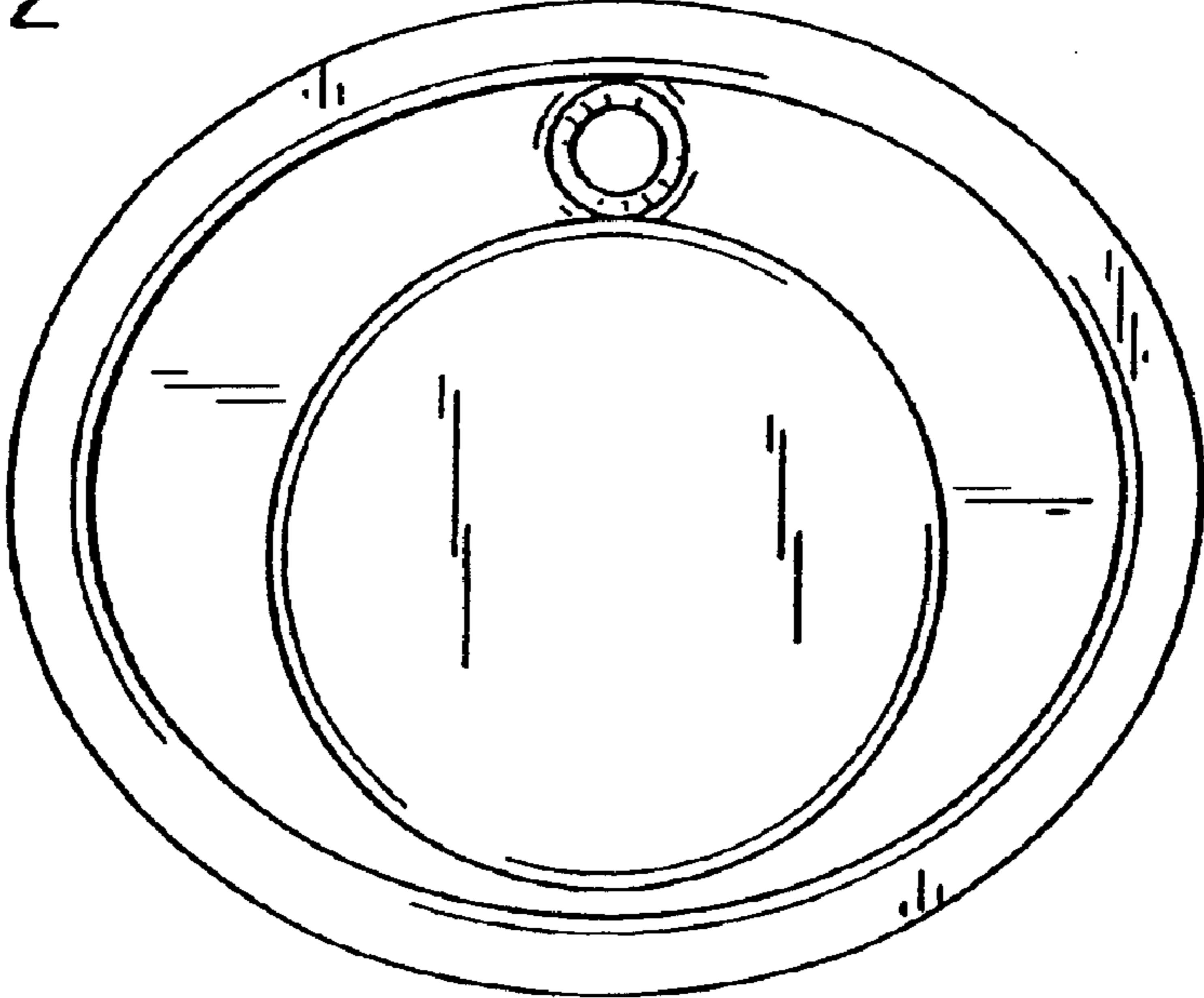


FIG. 3



FIG. 4

