

US00D505714S

(12) **United States Design Patent**
Dretzka

(10) **Patent No.:** **US D505,714 S**
(45) **Date of Patent:** **** May 31, 2005**

(54) **FAUCET HANDLE**
(75) Inventor: **Lizabeth Dretzka**, Cleveland Heights,
OH (US)
(73) Assignee: **Moen Incorporated**, North Olmsted,
OH (US)
(**) Term: **14 Years**

D388,865 S 1/1998 Fleischmann
D390,922 S 2/1998 Oswaks et al.
D403,053 S 12/1998 Biller et al.
D410,737 S 6/1999 Gottwald
D416,609 S 11/1999 Mullenmeister
D420,104 S 2/2000 Lobermeier
D426,871 S 6/2000 Fleischmann
D442,264 S 5/2001 Mullenmeister
D447,542 S * 9/2001 Dretzka D23/252
D471,620 S * 3/2003 Zhao D23/252

(21) Appl. No.: **29/170,308**
(22) Filed: **Nov. 4, 2002**

* cited by examiner

(51) **LOC (7) Cl.** **23-01**
(52) **U.S. Cl.** **D23/252**
(58) **Field of Search** D23/238-243,
D23/245, 250-257; D8/300-322, 350-353,
DIG. 3; 16/110.1; 4/675-678; 137/801

Primary Examiner—Louis S. Zarfaz
Assistant Examiner—Gregory Andoll
(74) *Attorney, Agent, or Firm*—Calfee, Halter & Griswold,
LLC

(56) **References Cited**

(57) **CLAIM**

The ornamental design for a faucet handle, as shown and described.


U.S. PATENT DOCUMENTS

DESCRIPTION

D306,336 S 2/1990 Oberdorfer
D306,337 S 2/1990 Oberdorfer
D321,038 S 10/1991 Delepine
D347,269 S 5/1994 Yost
D348,307 S 6/1994 Gottwald
D366,519 S 1/1996 Lobermeier
D367,919 S 3/1996 Lobermeier
D369,968 S 5/1996 Decursu et al.
D379,847 S 6/1997 Kohler, Jr.
D387,136 S 12/1997 Oswaks et al.

FIG. 1 is a perspective view of my new design for a faucet handle;
FIG. 2 is a front elevation view;
FIG. 3 is a rear elevation view;
FIG. 4 is a right side elevation view, the left side view being a mirror image thereof;
FIG. 5 is a top plan view; and,
FIG. 6 is a bottom plan view.

1 Claim, 1 Drawing Sheet



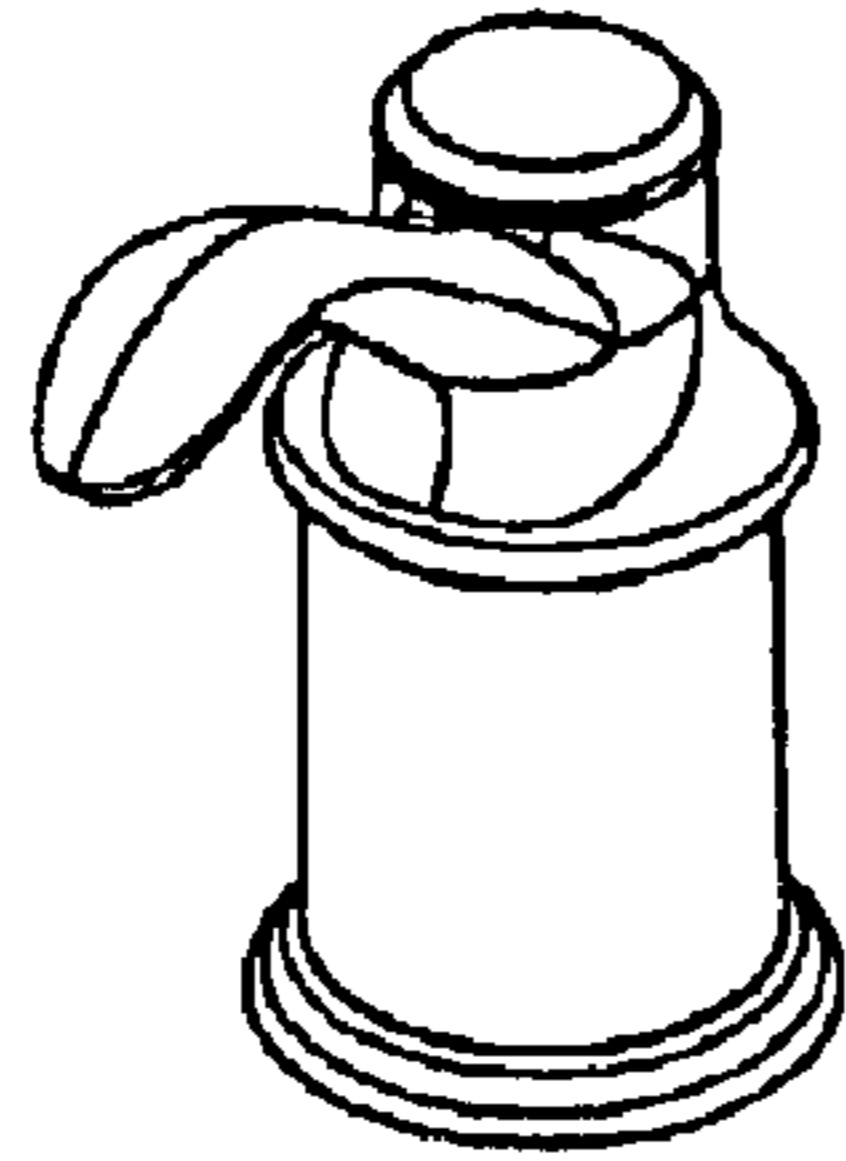


Fig. 1




Fig. 2

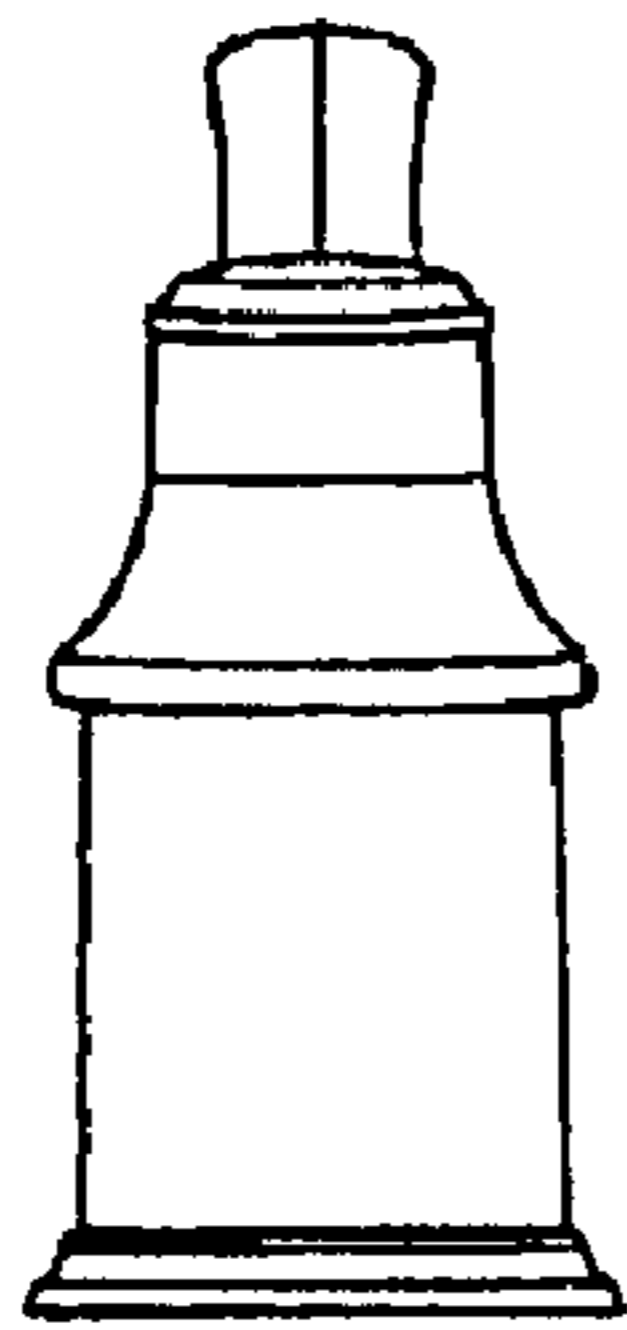


Fig. 3




Fig. 4

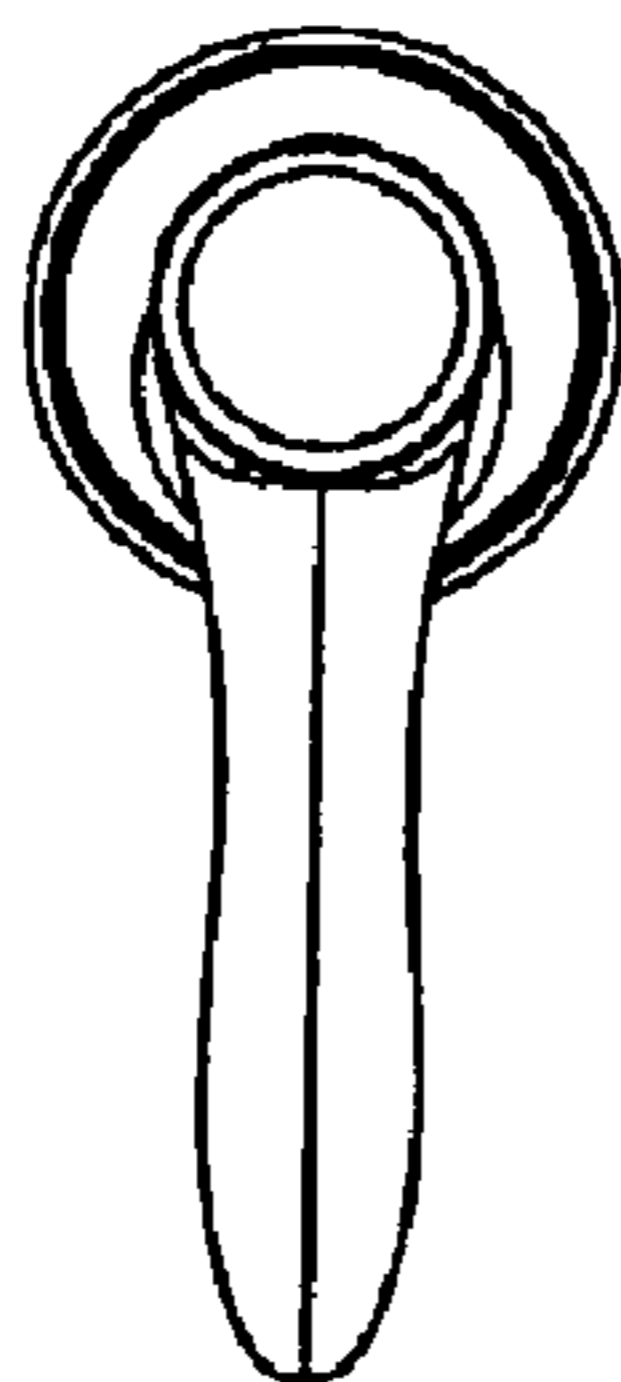


Fig. 5

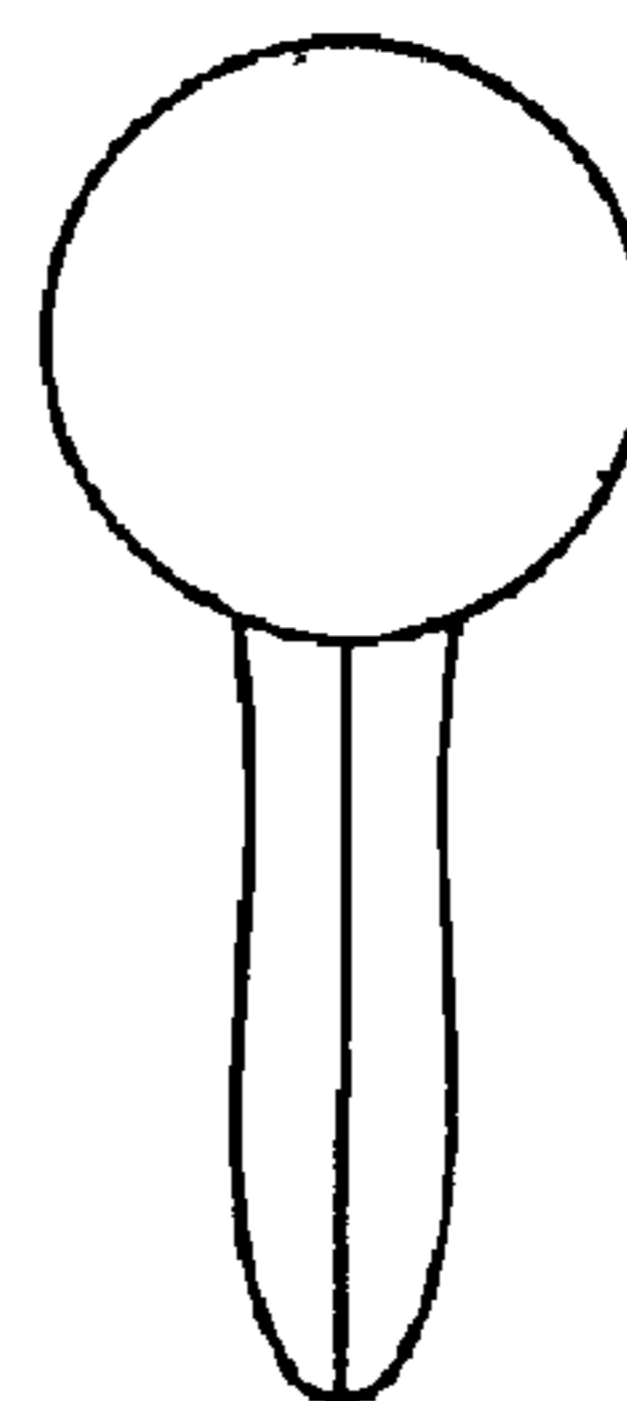


Fig. 6