

US00D505708S

(12) **United States Design Patent** (10) **Patent No.:** **US D505,708 S**
Ashley (45) **Date of Patent:** **** May 31, 2005**

(54) **DEER ANTLER SHADOW DECOY**

2003/0145506 A1 * 8/2003 Lorenz 43/2

(76) Inventor: **Glen A. Ashley**, P.O. Box 1026,
Booneville, AR (US) 72927

* cited by examiner

(**) Term: **14 Years**

Primary Examiner—Catherine R. Oliver
(74) *Attorney, Agent, or Firm*—Keisling Pieper & Scott
PLC; David B. Pieper; Trent C. Keisling

(21) Appl. No.: **29/208,259**

(57) **CLAIM**

(22) Filed: **Jun. 25, 2004**

The ornamental design for a deer antler shadow decoy, as shown and described.

(51) **LOC (7) Cl.** **22-05**

DESCRIPTION

(52) **U.S. Cl.** **D22/125**

(58) **Field of Search** D22/125, 199;
43/1-2


FIG. 1 is a perspective view of a deer antler shadow decoy showing my new ornamental design; FIG. 2 is a top plan view thereof; FIG. 3 is a left side view thereof; FIG. 4 is a front side view thereof; FIG. 5 is a right side view thereof; FIG. 6 is a bottom plan view thereof; and, FIG. 7 is a rear side view thereof.

(56) **References Cited**

U.S. PATENT DOCUMENTS

- D370,972 S * 6/1996 Dutton D22/125
- D426,281 S * 6/2000 Davis D22/125
- 6,634,132 B2 * 10/2003 Lorenz 43/2
- 2002/0108289 A1 * 8/2002 Sides 43/2

1 Claim, 2 Drawing Sheets






Figure 1



Figure 2




Figure 3

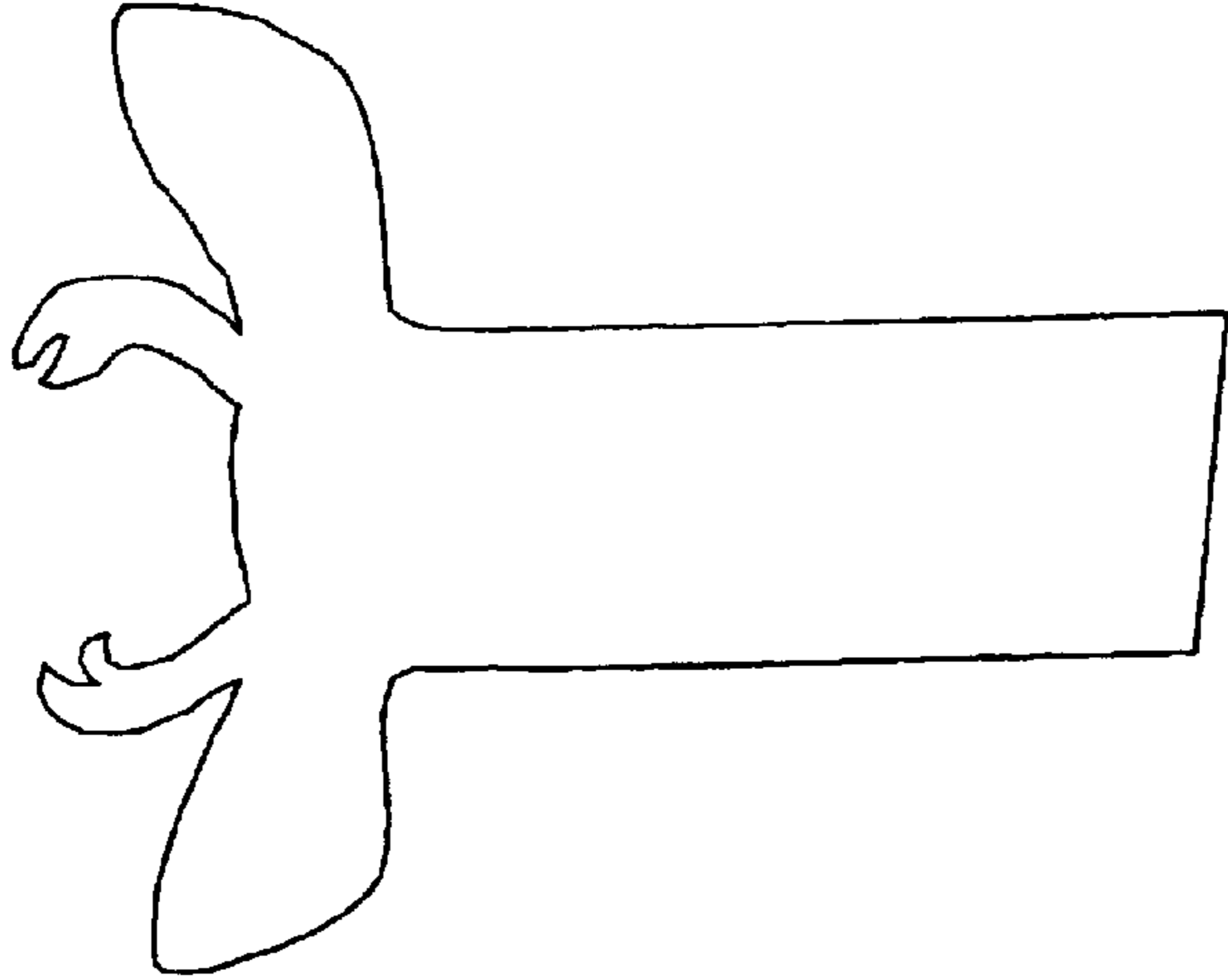


Figure 4

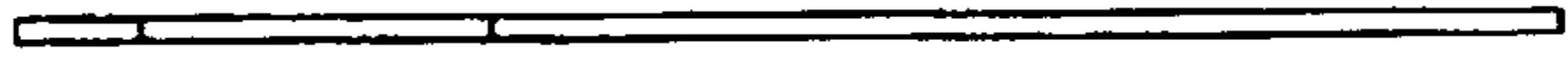


Figure 5

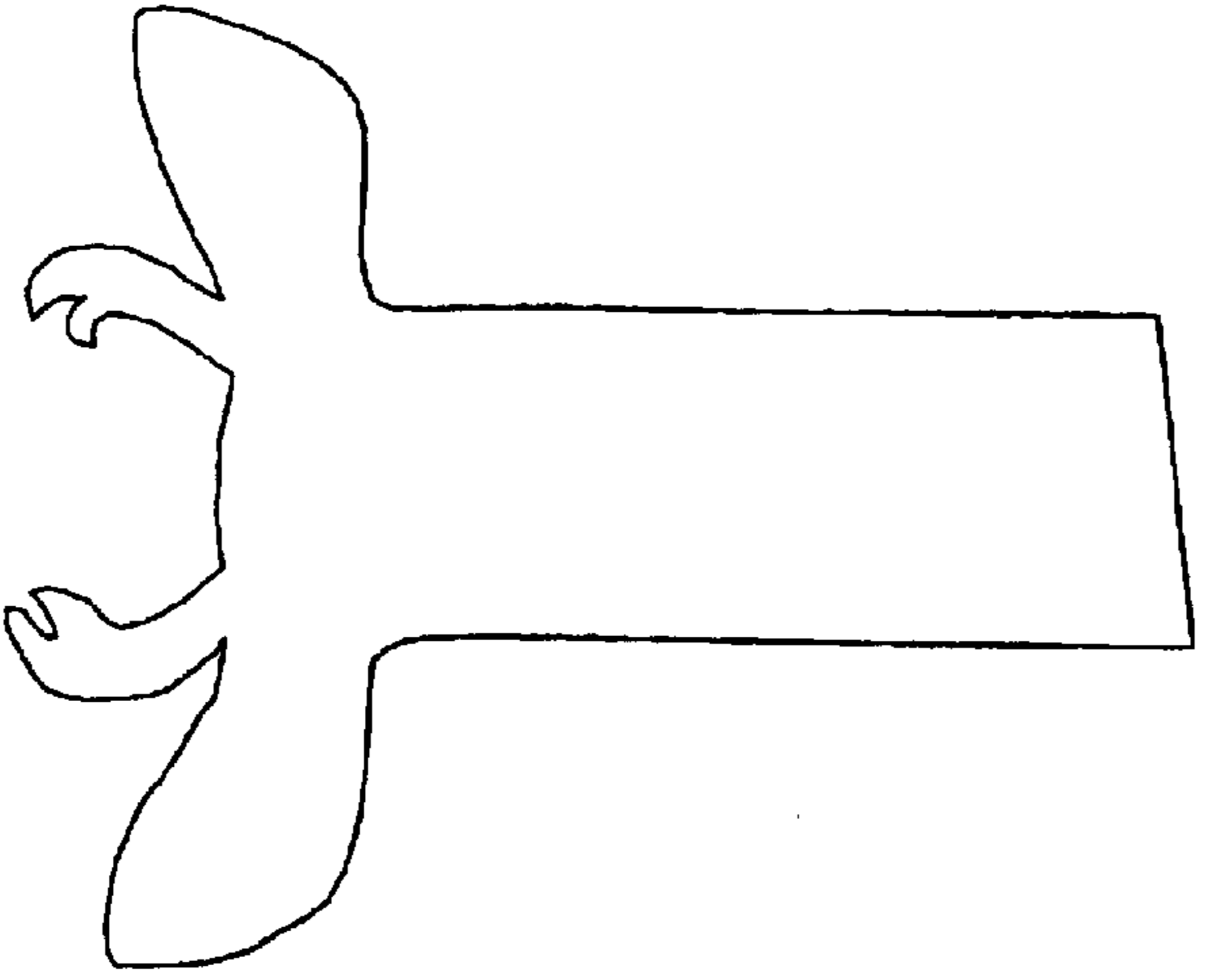


Figure 7

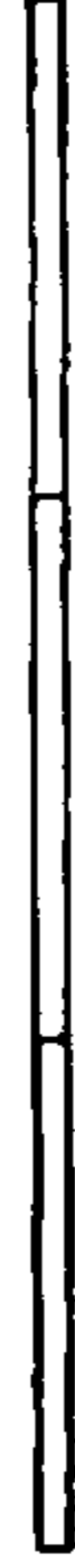


Figure 6