

US00D505706S

(12) **United States Design Patent**
Griesbach et al.

(10) **Patent No.: US D505,706 S**

(45) **Date of Patent: ** May 31, 2005**

(54) **COMPRESSED PREMEASURED CHARGE FOR FIREARMS**

(75) Inventors: **Mark Andrew Griesbach**, Hortonville, WI (US); **Brett Neal Epstein**, Boca Raton, FL (US)

(73) Assignee: **Legend Products Corporation**, Boca Raton, FL (US)

(**) Term: **14 Years**

(21) Appl. No.: **29/189,046**

(22) Filed: **Aug. 28, 2003**

Related U.S. Application Data

(62) Division of application No. 29/152,313, filed on Dec. 18, 2001, now abandoned.

(51) **LOC (7) Cl.** **22-03**

(52) **U.S. Cl.** **D22/116**

(58) **Field of Search** D22/108, 112, D22/115, 116, 199; 89/1.701, 1.703, 1.704; 102/204, 282, 431, 437, 444, 449, 468, 470, 513, 524, 529

(56) **References Cited**

U.S. PATENT DOCUMENTS

321,042 A	6/1885	Lyman	102/431
864,725 A	8/1907	Davis	102/282
931,723 A	8/1909	Bird	102/449
1,315,081 A	9/1919	Bradley	102/282
2,575,871 A	11/1951	Gordon et al.	102/98
2,632,391 A	3/1953	Kintzinger	102/38

(Continued)

OTHER PUBLICATIONS

- Golden Powder Brand Brochure, (2 pgs.), 1985.
- Rottweil Black Powder Brochure, (1 pg.) Circa 1980s.
- Legend Products Business Plan, (52 pgs.), 1991.
- Guns Magazine (Jul. 1984), (1pg.).
- Guns Magazine (Aug. 1984), (7pgs.).

Primary Examiner—Louis S. Zarfes
Assistant Examiner—Monica A. Weingart
(74) *Attorney, Agent, or Firm*—Davis & Bujold, P.L.L.C.

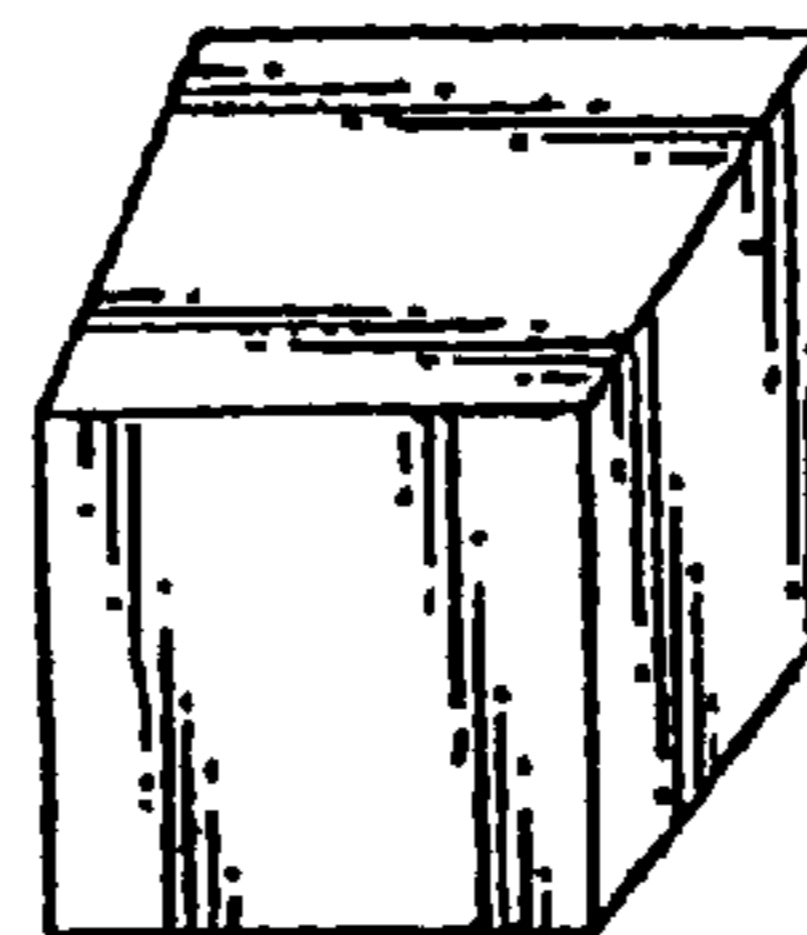

(57) **CLAIM**

The ornamental design for a compressed premeasured charge for firearms, as shown and described.

DESCRIPTION

FIG. 1 is a front elevational view of a second embodiment of the propellant charge with three tapering side walls, and the rear elevational view being a mirror image of FIG. 1; FIG. 2 is a top plan view of FIG. 1; FIG. 3 is a bottom plan view of FIG. 1; FIG. 4 is a left end elevational view of FIG. 1; FIG. 5 is a right end elevation view of FIG. 1; FIG. 6 is a top, left end, front perspective view thereof; FIG. 7 is a front elevational view of a second embodiment of the propellant charge with three tapering side walls, and the rear elevational view being a mirror image of FIG. 7; FIG. 8 is a top plan view of FIG. 7; FIG. 9 is a bottom plan view of FIG. 7; FIG. 10 is a left end elevational view of FIG. 7; FIG. 11 is a right end elevation view of FIG. 7; FIG. 12 is a top, left, front perspective view of FIG. 7; FIG. 13 is a front elevational view of a third embodiment of the propellant charge with four tapering side walls, and the rear elevational view being a mirror image of FIG. 13; FIG. 14 is a top plan view of FIG. 13; FIG. 15 is a bottom plan view of FIG. 13; FIG. 16 is a left end elevational view of FIG. 13; FIG. 17 is a right end elevation view of FIG. 13; FIG. 18 is a top, left, front perspective view of FIG. 13; FIG. 19 is a front elevational view of a fourth embodiment of the propellant charge with four tapering side walls, and the rear elevational view being a mirror image of FIG. 19; FIG. 20 is a top plan view of FIG. 19; FIG. 21 is a bottom plan view of FIG. 19; FIG. 22 is a left end elevational view of FIG. 19; FIG. 23 is a right end elevation view of FIG. 19; and, FIG. 24 is a top, left, front perspective view of FIG. 19.

1 Claim, 4 Drawing Sheets



US D505,706 S

Page 2

U.S. PATENT DOCUMENTS

3,008,258 A	11/1961	Johnson	42/14	4,759,885 A	7/1988	Kurtz	264/3.1
3,396,661 A	8/1968	Michael	102/103	4,864,932 A	9/1989	Reinelt et al.	102/282
3,398,684 A	8/1968	Kvavle	102/49.3	4,964,929 A	10/1990	Beyeler et al.	149/109.6
3,513,776 A	5/1970	Driscoll	102/38	4,994,203 A	2/1991	Lefumeux et al.	252/12.2
3,557,700 A	1/1971	Quinlan	102/38	4,997,496 A	3/1991	Wehrli	149/18
3,648,616 A	3/1972	Hsu	102/40	5,063,851 A	11/1991	Moscip	102/433
3,670,649 A	6/1972	Hartlein et al.	102/38	5,133,240 A	7/1992	Thiesen et al.	86/20.14
3,754,510 A	8/1973	Marondel et al.	102/101	5,243,914 A	9/1993	Penner	102/431
3,771,460 A	11/1973	Ayer	102/282	5,269,224 A	12/1993	Gonzales et al.	102/288
3,901,153 A	8/1975	Brabets et al.	102/38	5,282,423 A	2/1994	Sikorski et al.	102/431
3,994,235 A	11/1976	Politzer et al.	102/101	5,421,264 A	6/1995	Petrick	102/443
4,128,443 A	12/1978	Pawlak et al.	149/71	5,449,423 A	9/1995	Cioffe	149/19.1
4,187,781 A	2/1980	Flanagan et al.	102/38	5,465,664 A	11/1995	Fey	102/290
4,282,813 A	8/1981	Sterbutzel	102/431	5,557,151 A	9/1996	Epstein et al.	264/3.4
4,497,676 A	2/1985	Kurtz	149/2	5,569,875 A	10/1996	Fey	149/61
4,702,167 A	10/1987	Reinelt et al.	102/282	5,633,476 A	5/1997	Cioffe	149/109.6
4,724,017 A	2/1988	Eich et al.	149/11	5,726,378 A	3/1998	Barret	102/288
4,728,376 A	3/1988	Kurtz	149/21	D402,321 S	12/1998	Kirk	D22/112

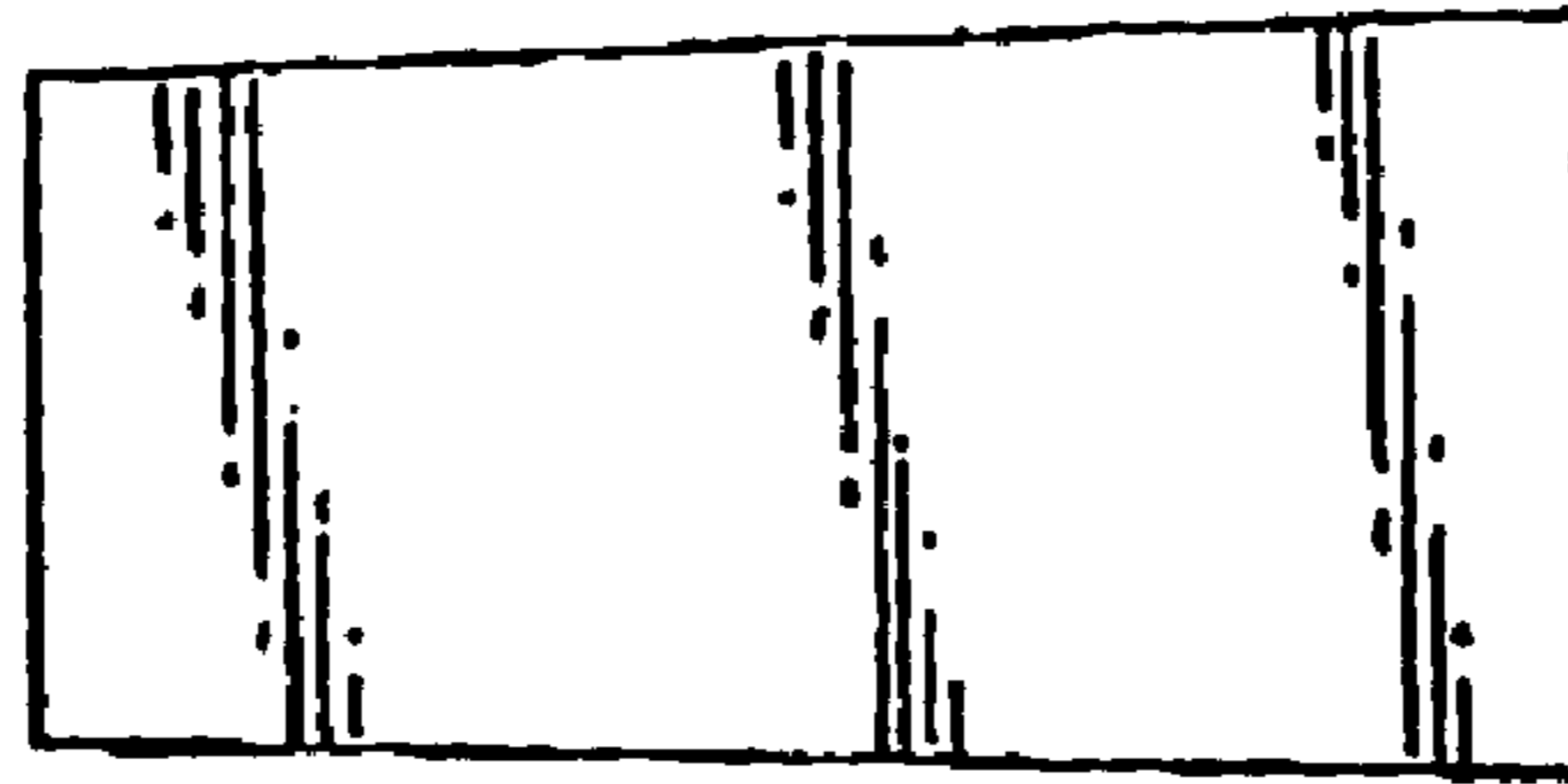


FIG. 2




FIG. 4

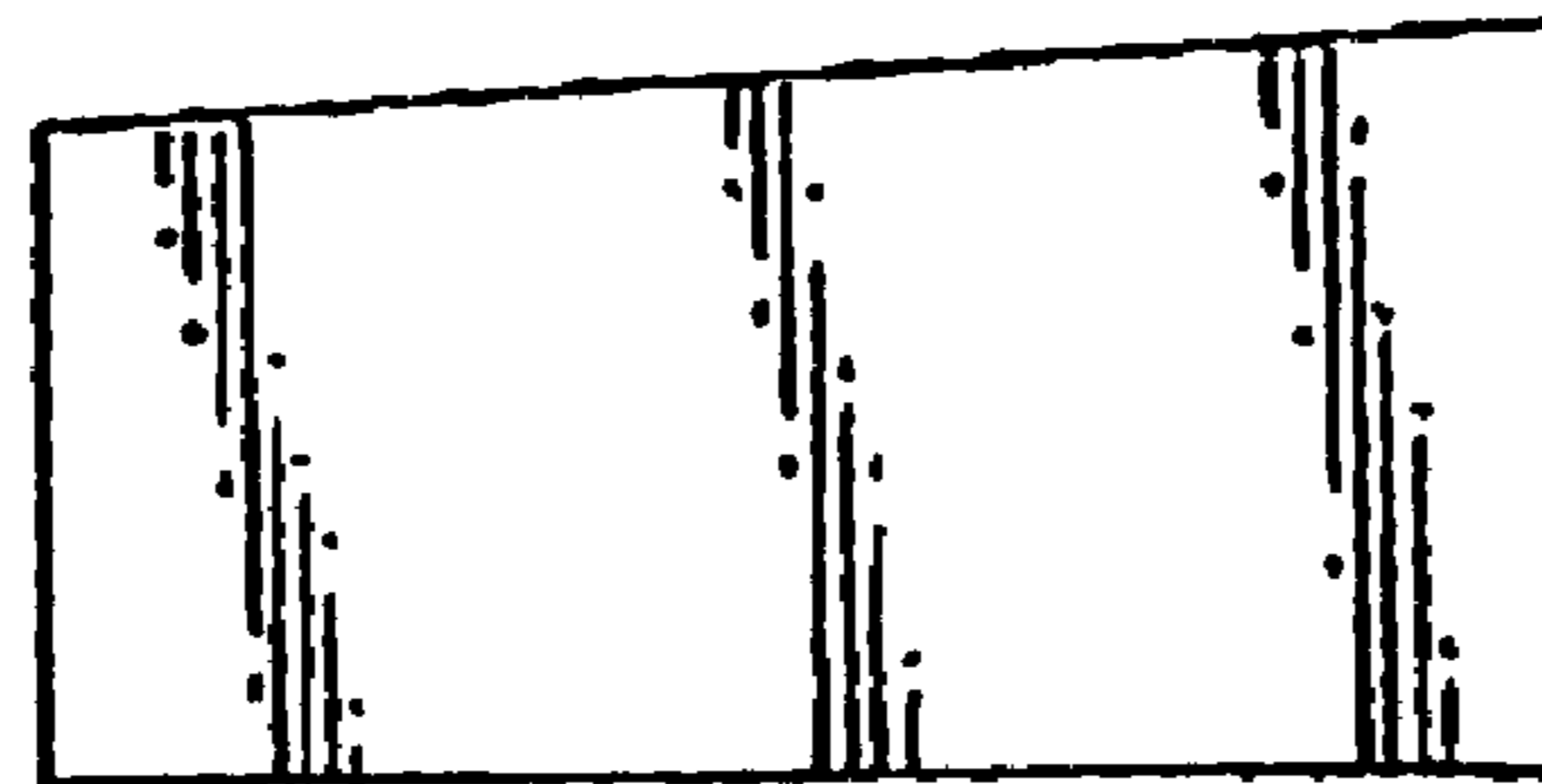


FIG. 1

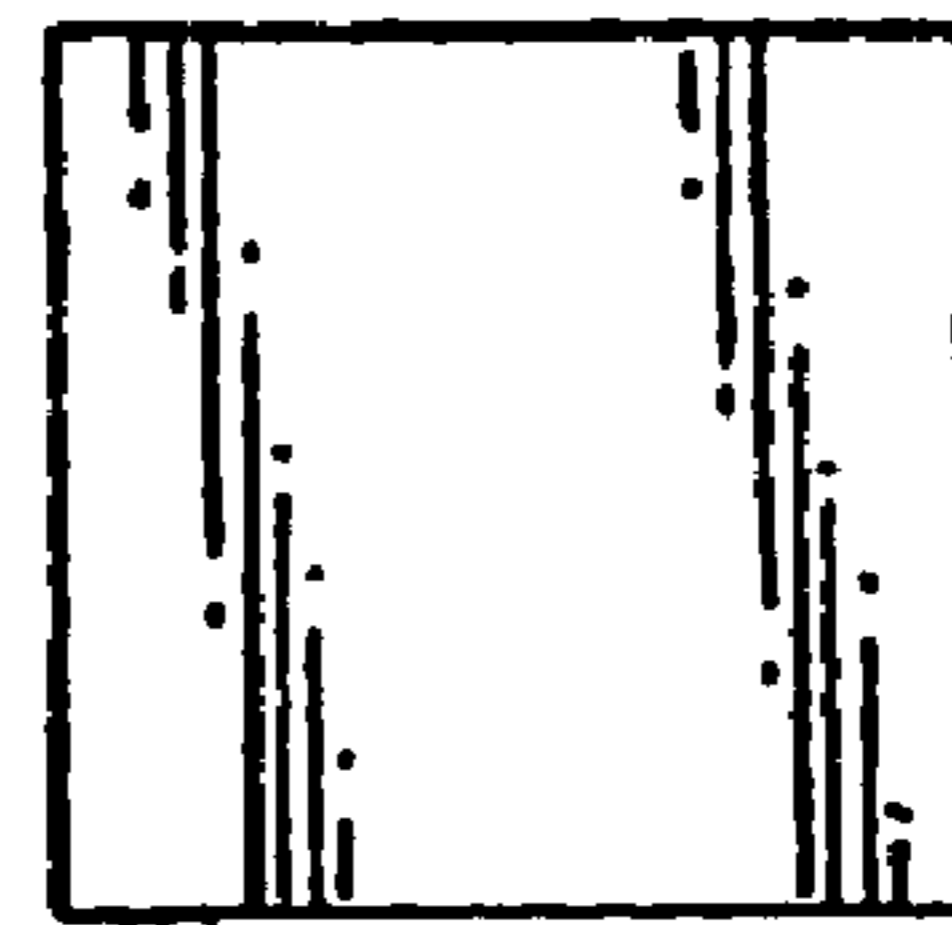


FIG. 5

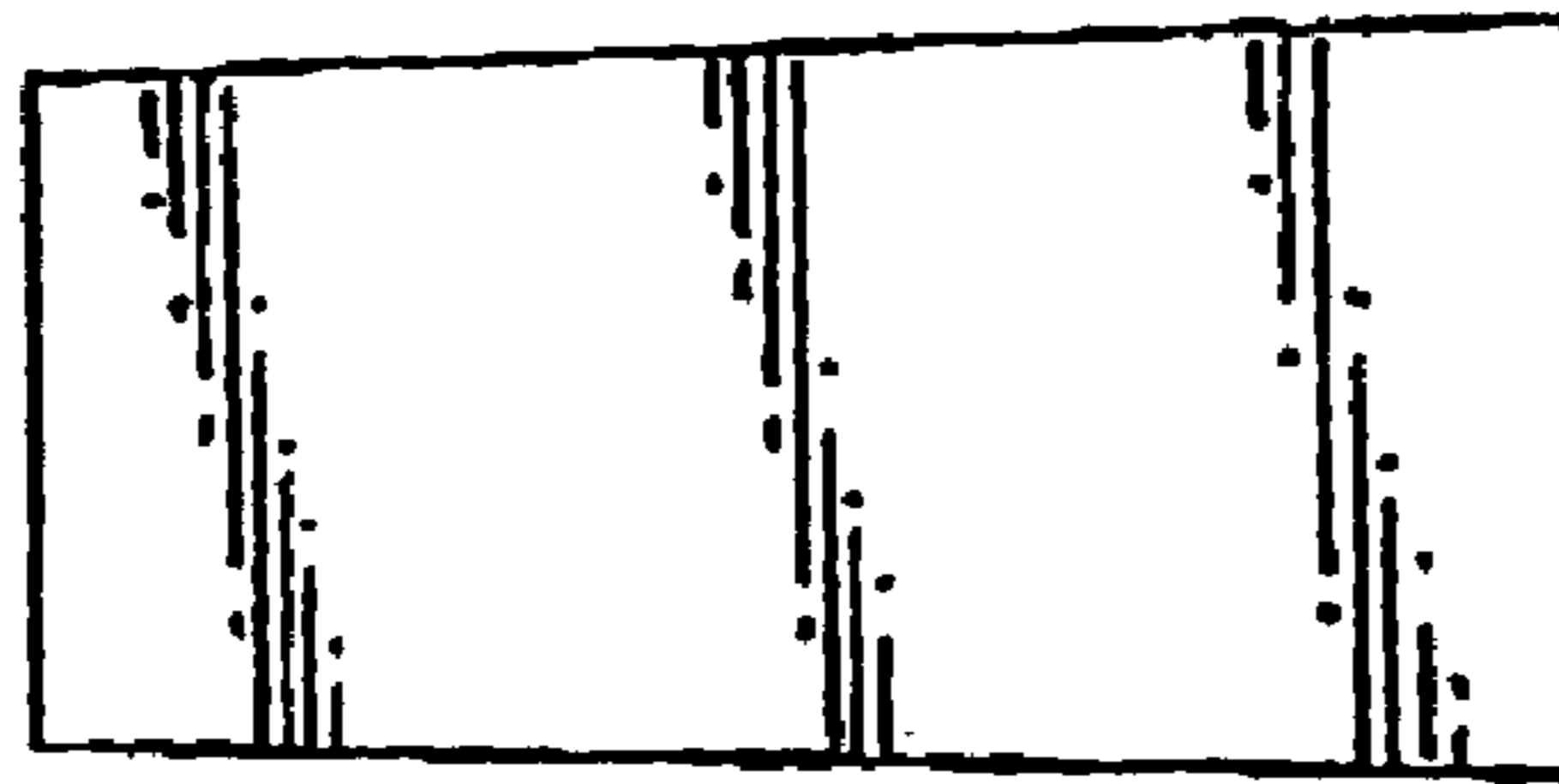


FIG. 3

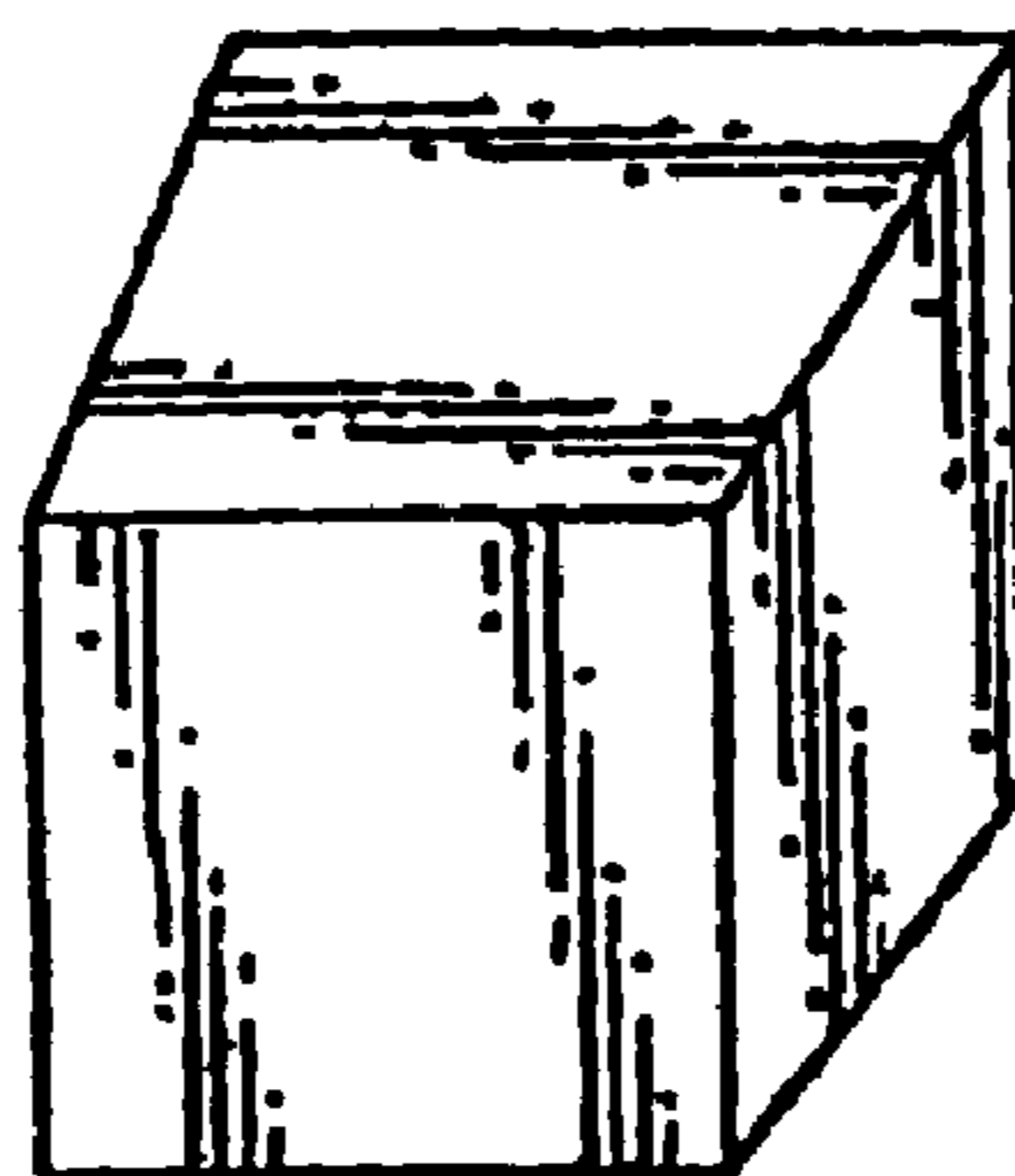


FIG. 6

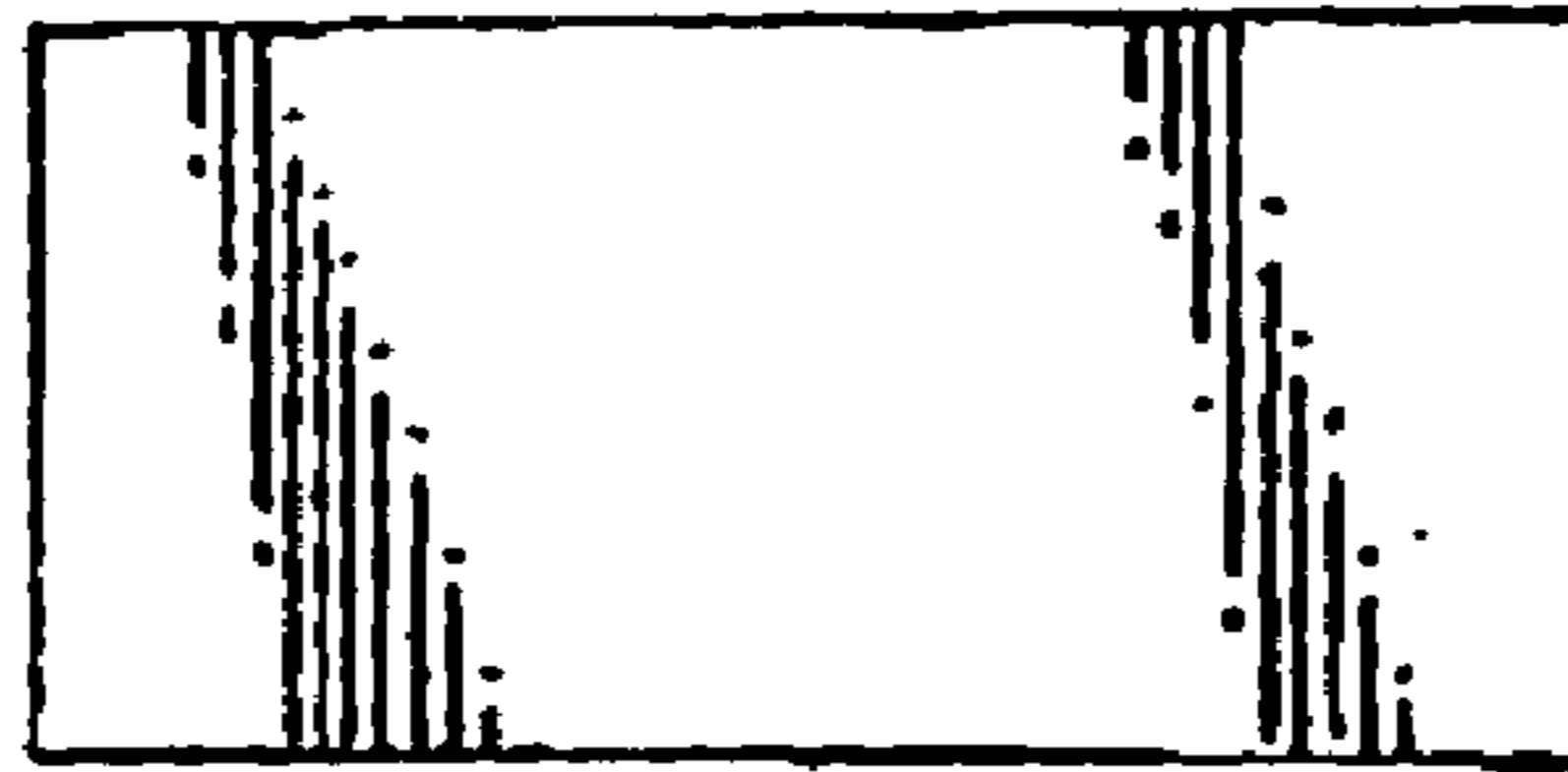


FIG. 8

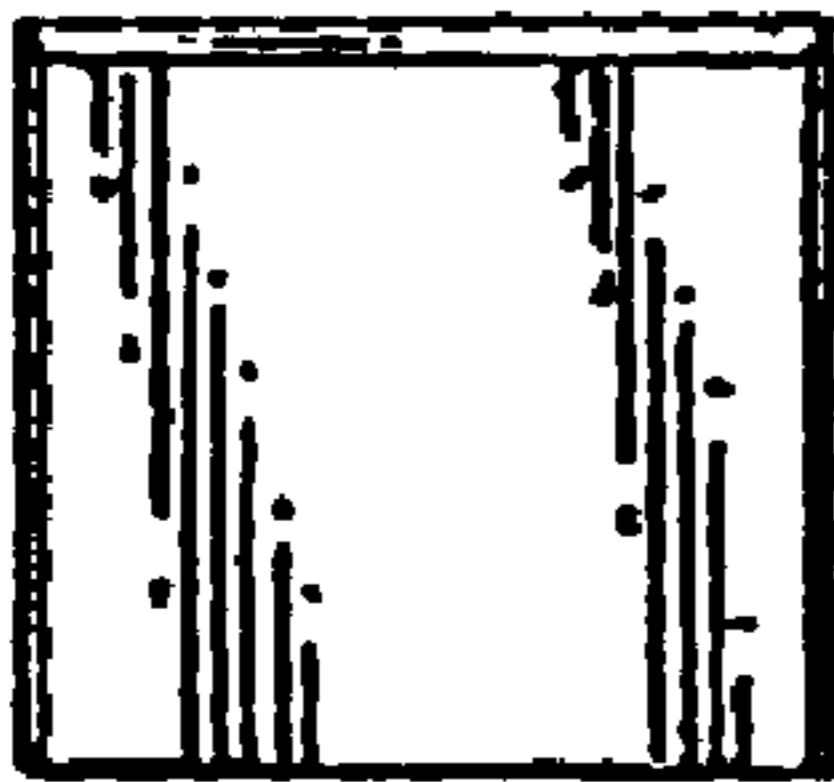


FIG. 10

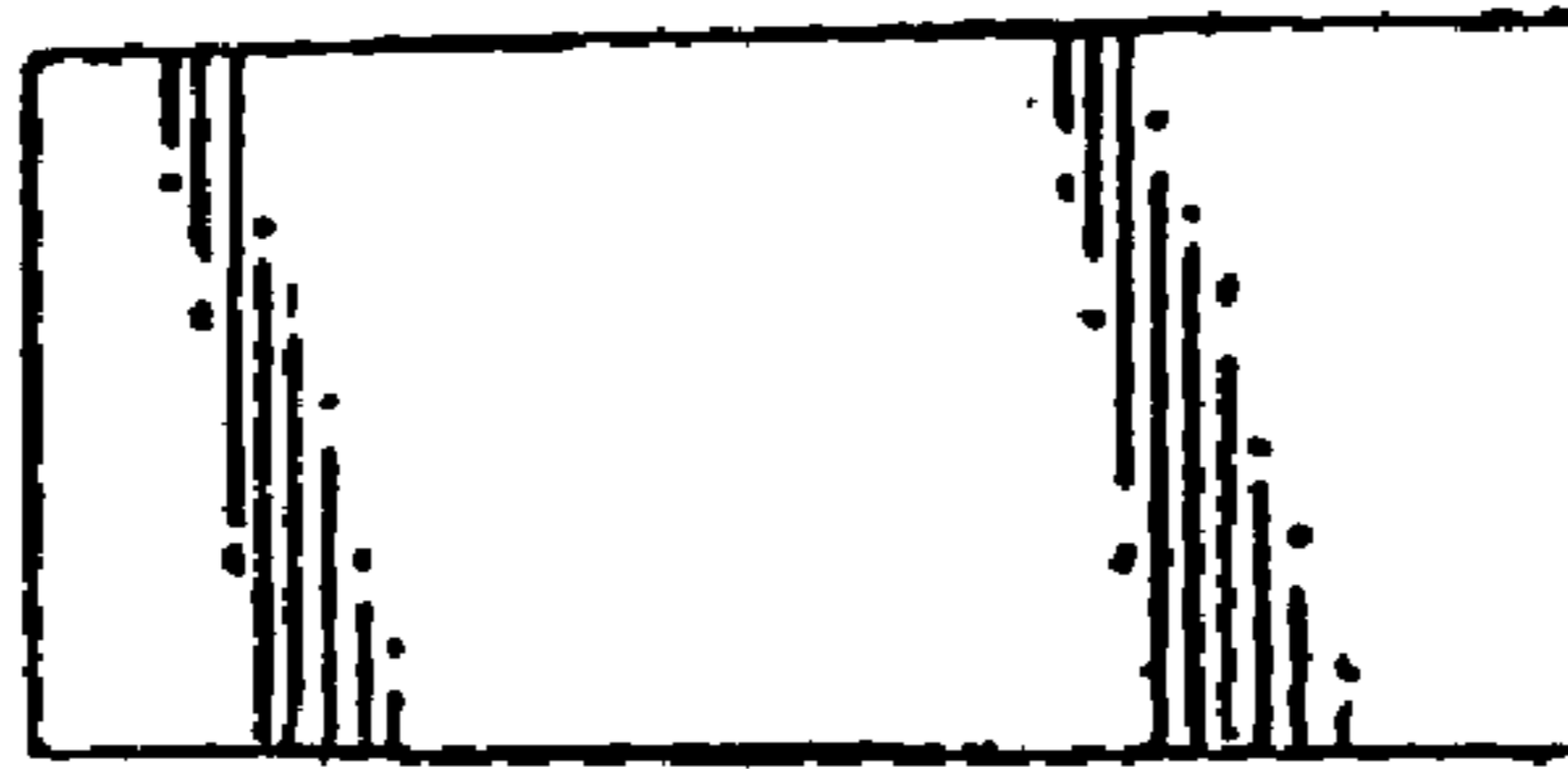


FIG. 7

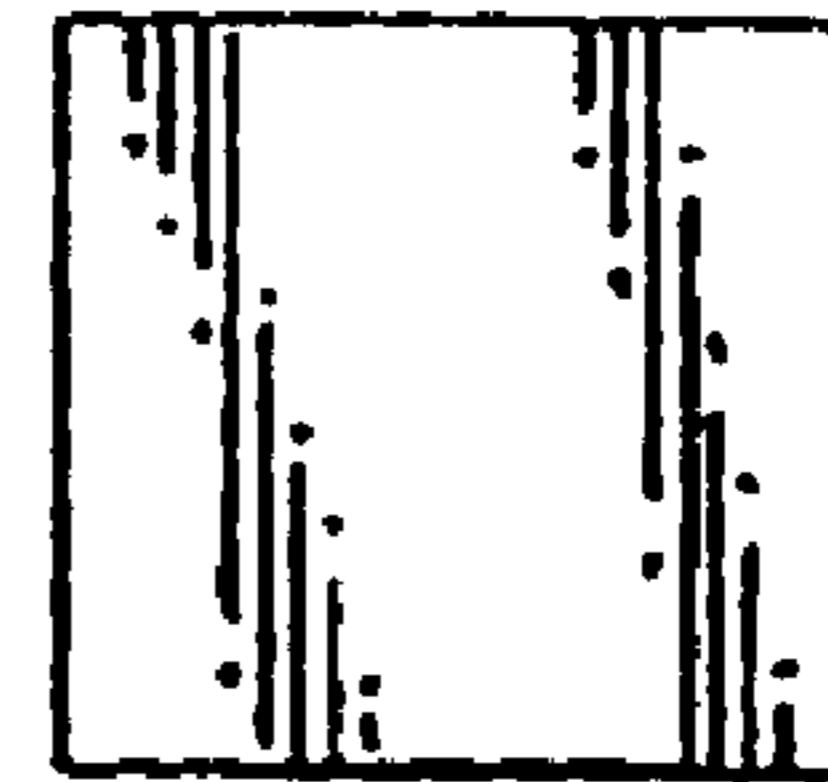


FIG. 11




FIG. 9

FIG. 12

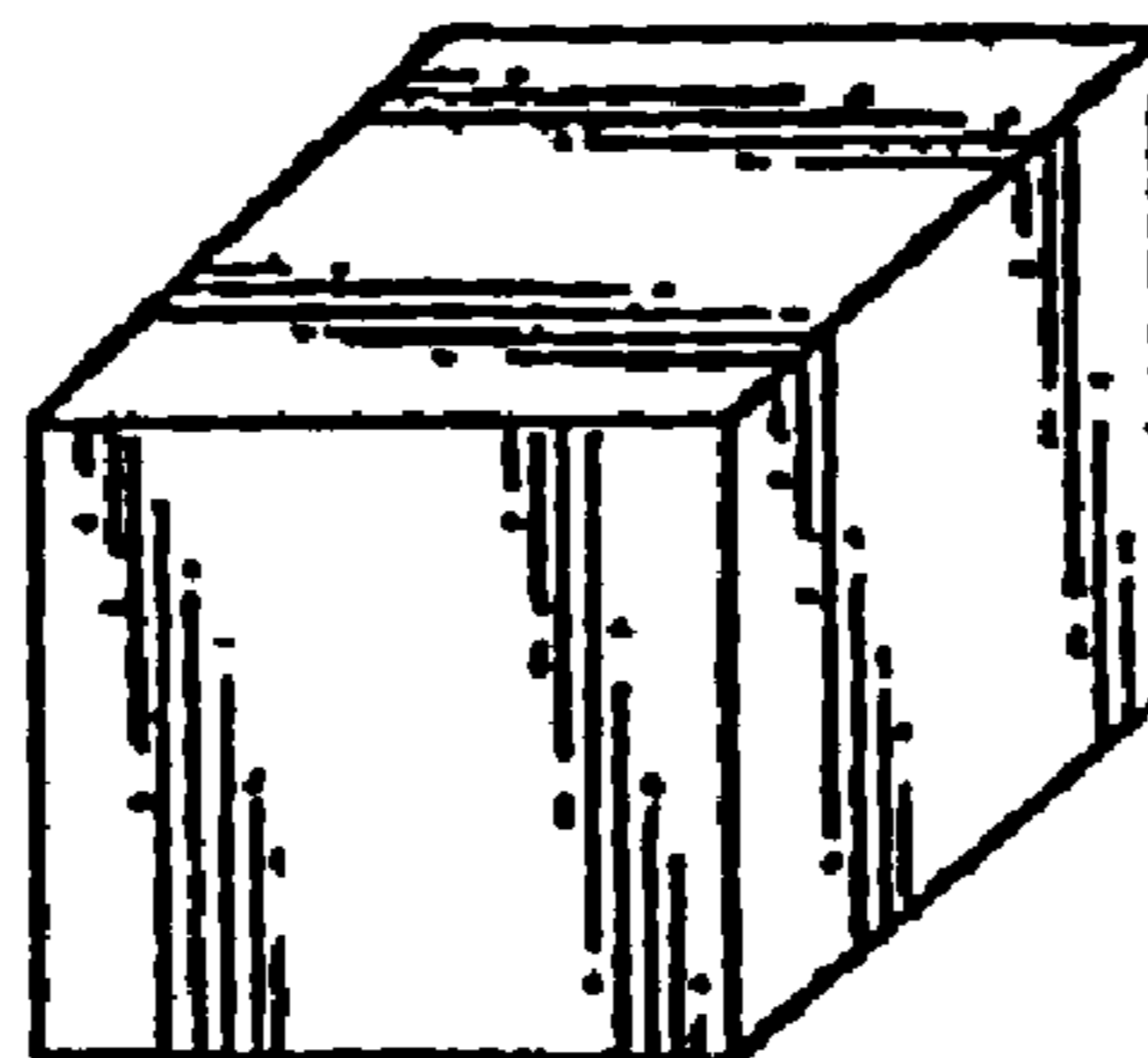




FIG. 14




FIG. 16




FIG. 13

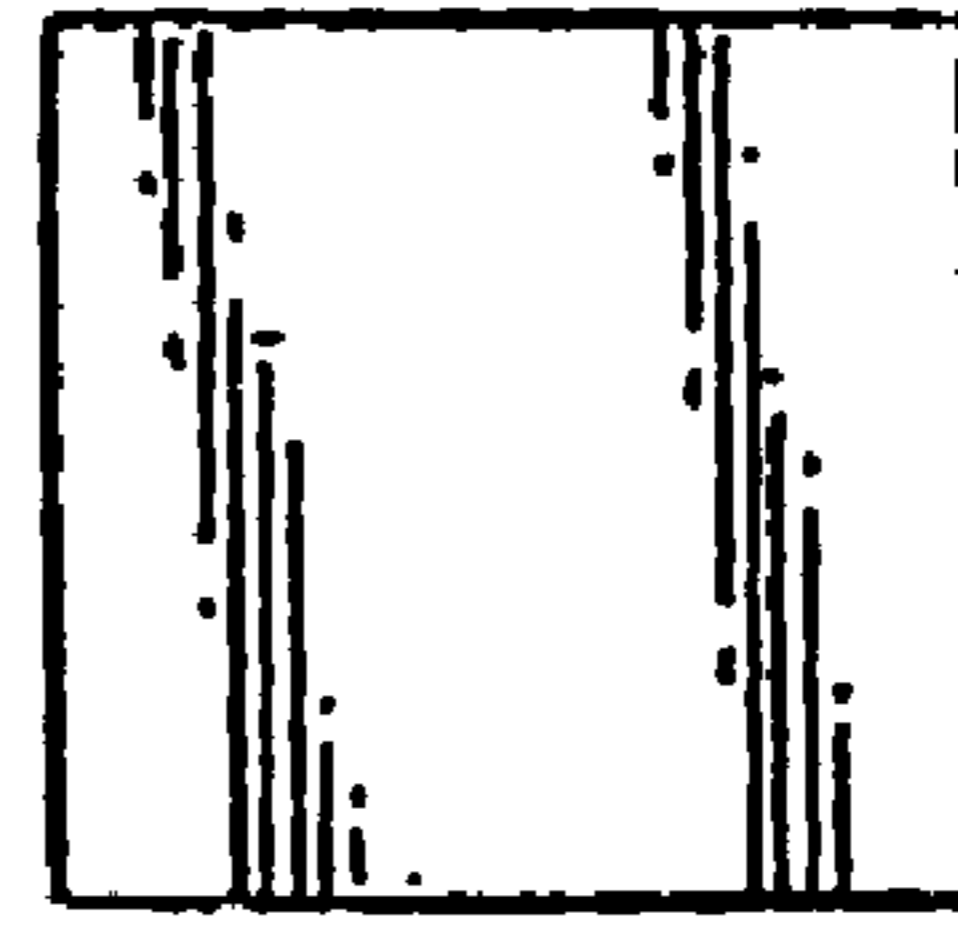


FIG. 17

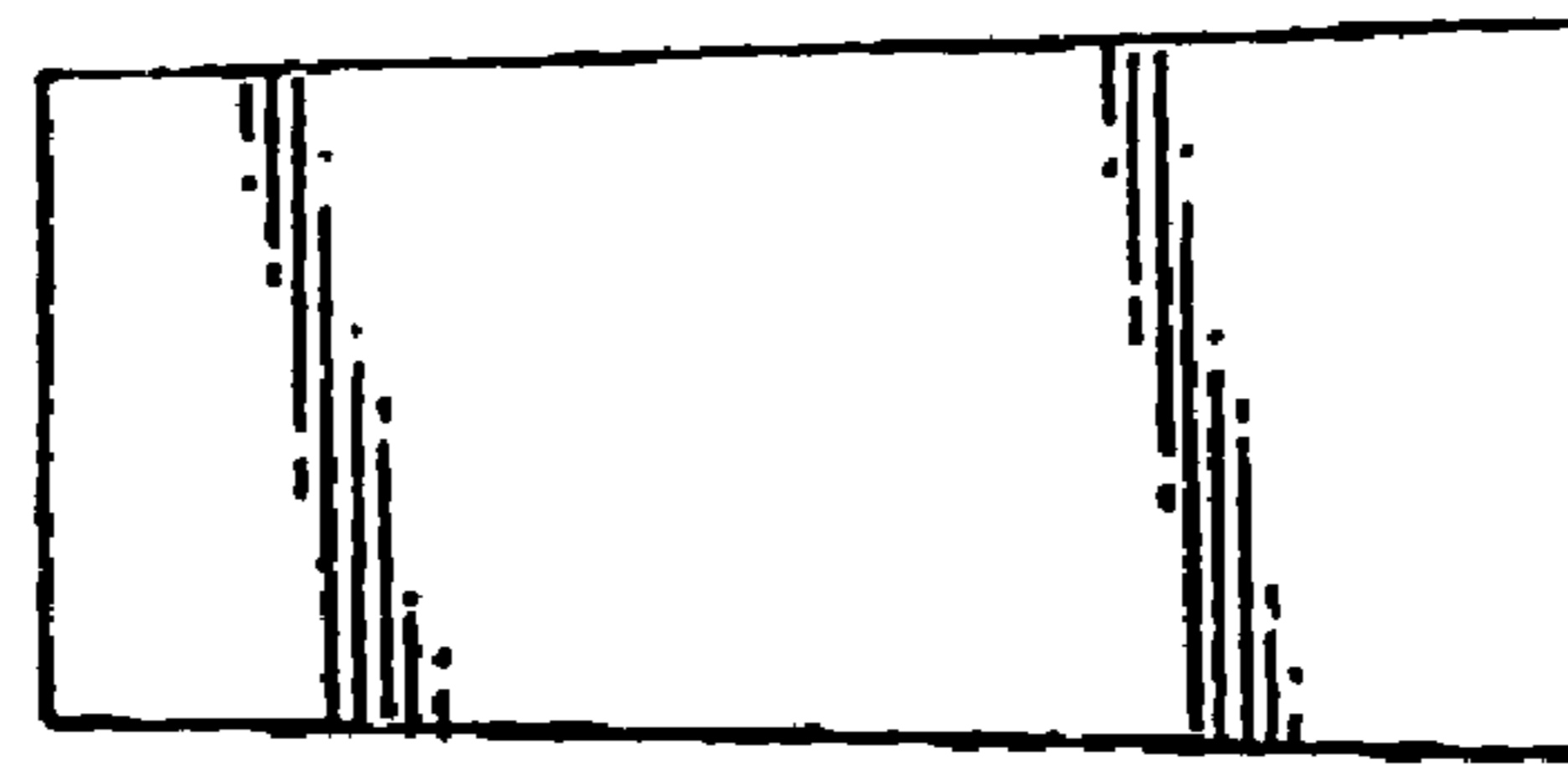


FIG. 15

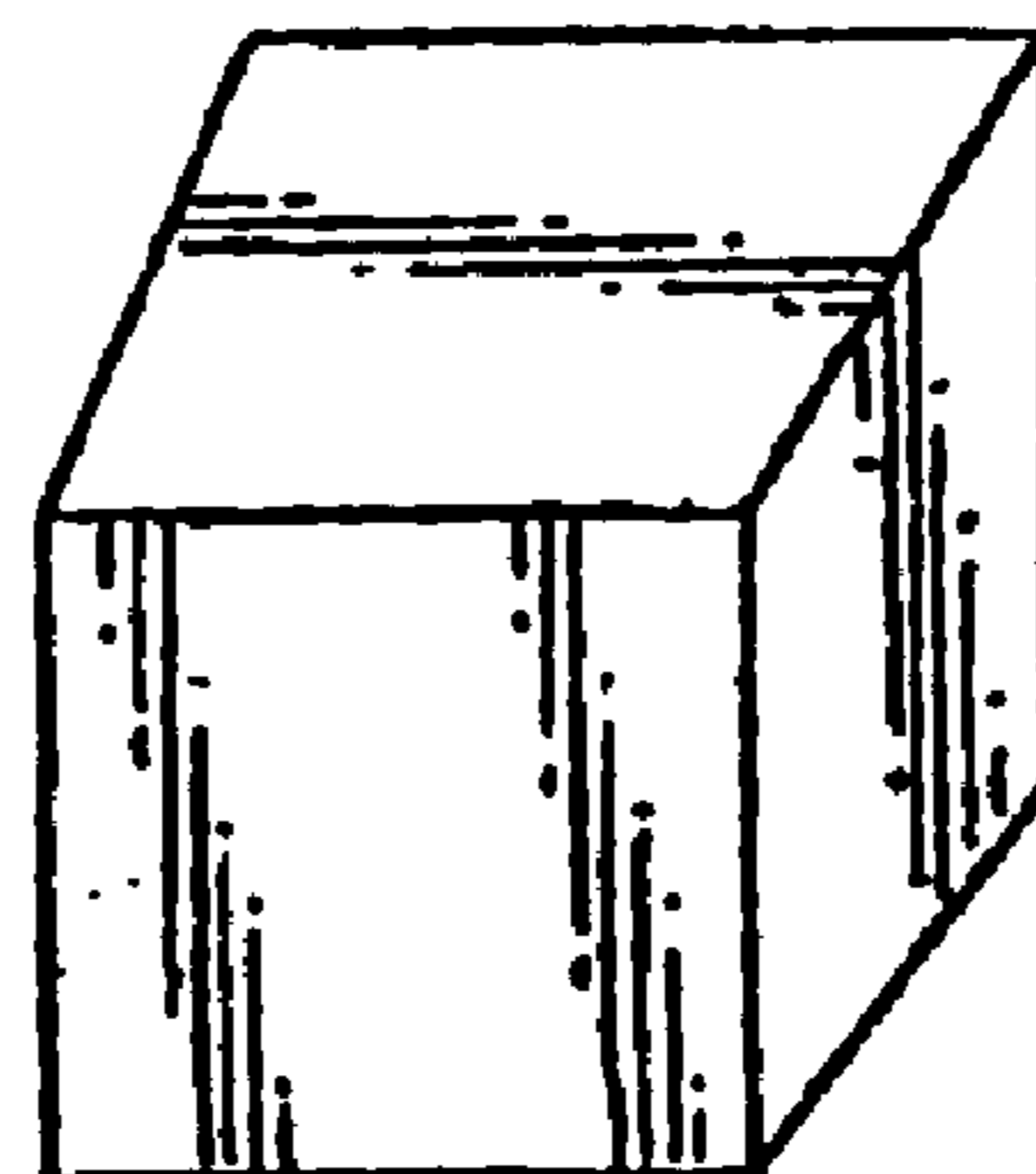


FIG. 18

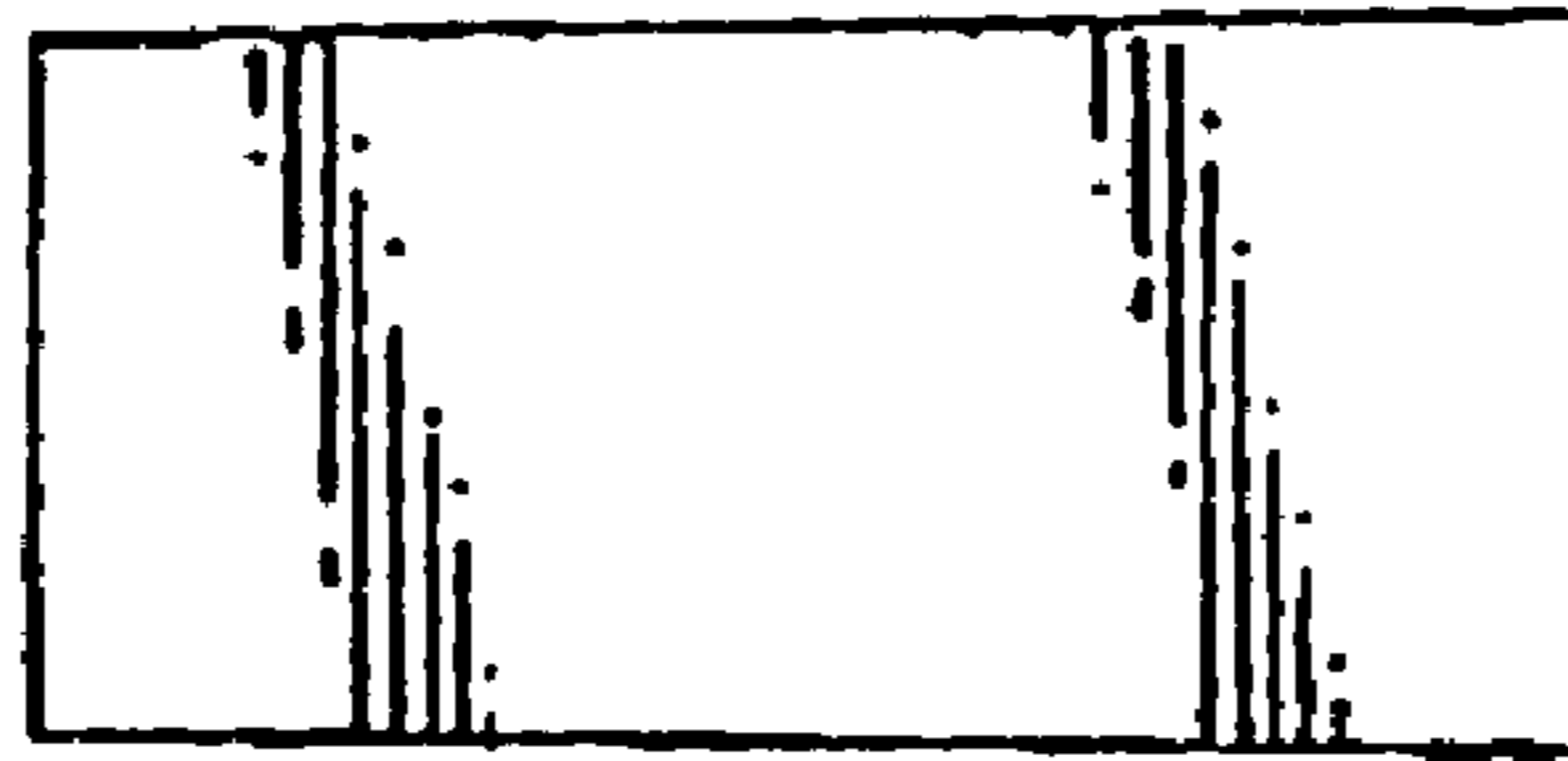


FIG. 20

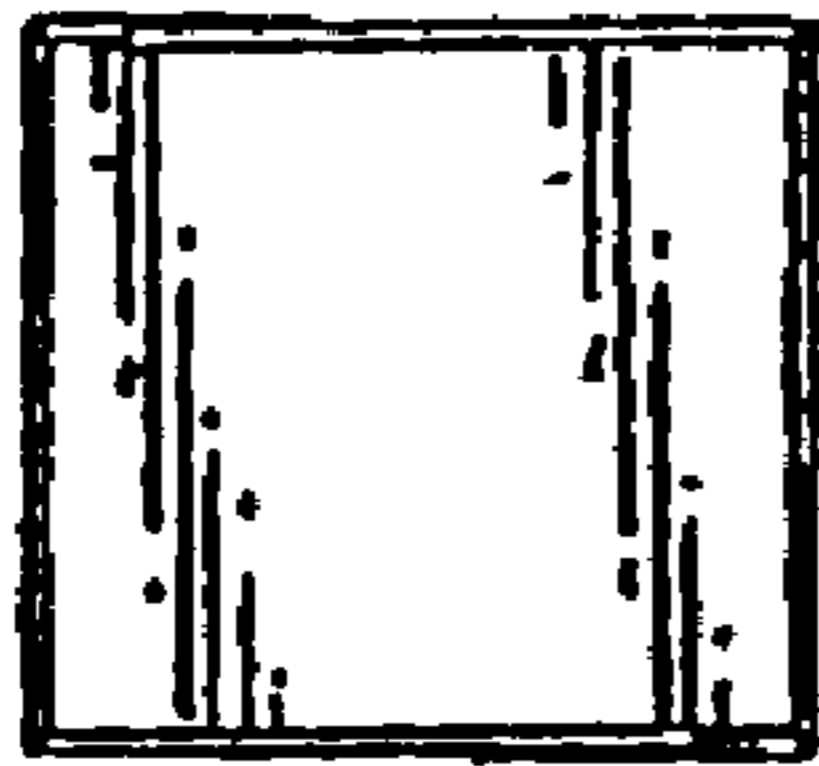


FIG. 22




FIG. 19

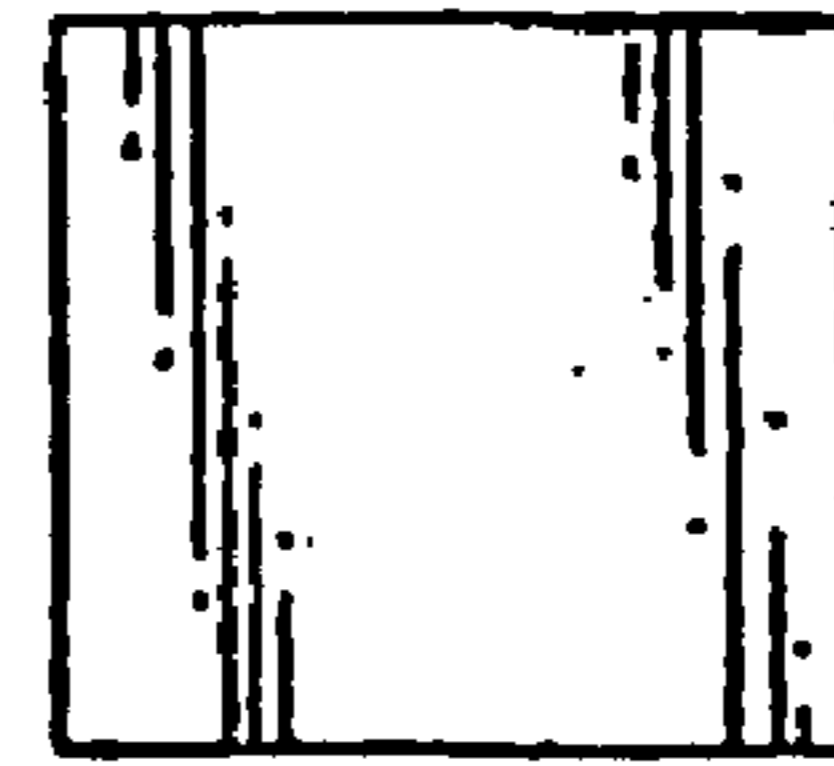


FIG. 23




FIG. 21

FIG. 24

