

US00D505700S

(12) **United States Design Patent**
Singer

(10) **Patent No.:** **US D505,700 S**

(45) **Date of Patent:** **** May 31, 2005**

(54) **GAME ASSEMBLY**

(76) **Inventor:** **Craig B. Singer**, 4534 Old Denton Rd.,
Carrollton, TX (US) 75010

(**) **Term:** **14 Years**

(21) **Appl. No.:** **29/200,952**

(22) **Filed:** **Mar. 8, 2004**

(51) **LOC (7) Cl.** **21-01**

(52) **U.S. Cl.** **D21/327; D21/369**

(58) **Field of Search** **D21/324, 326-328,**
D21/369-375; 273/148 B, 278, 440, 459-461,
138.1, 138.2; 463/1, 16, 34, 35, 46-51

(56) **References Cited**

U.S. PATENT DOCUMENTS

4,614,342 A	*	9/1986	Takashima	463/11
5,263,715 A	*	11/1993	Matsumoto et al.	463/22
5,320,351 A	*	6/1994	Suzuki	463/6
5,344,199 A	*	9/1994	Carstens et al.	463/17
D351,832 S	*	10/1994	Anderson	D14/496
D367,294 S	*	2/1996	Shoemaker et al.	D21/312
D396,888 S	*	8/1998	Hayashi	D21/327

5,879,235 A	*	3/1999	Kaneko et al.	463/34
D411,259 S	*	6/1999	Ishii et al.	D21/329
D411,583 S	*	6/1999	Wang	D21/327
D415,211 S	*	10/1999	Yamaguchi	D21/327
D458,310 S	*	6/2002	Lynch	D21/369
D458,646 S	*	6/2002	Lynch	D21/369

* cited by examiner

Primary Examiner—Prabhakar Deshmukh

(74) *Attorney, Agent, or Firm*—Vedder, Price, Kaufman &
Kammholz, P.C.


(57) **CLAIM**

The ornamental design of the game assembly, as shown.

DESCRIPTION

FIG. 1 is a front perspective view of the game assembly showing my new design;
 FIG. 2 is a front elevational view thereof;
 FIG. 3 is a rear elevational view of other side thereof;
 FIG. 4 is a side elevational view thereof;
 FIG. 5 is an elevational view of the other side thereof;
 FIG. 6 is a top plan view thereof; and,
 FIG. 7 is a bottom view thereof.

1 Claim, 7 Drawing Sheets



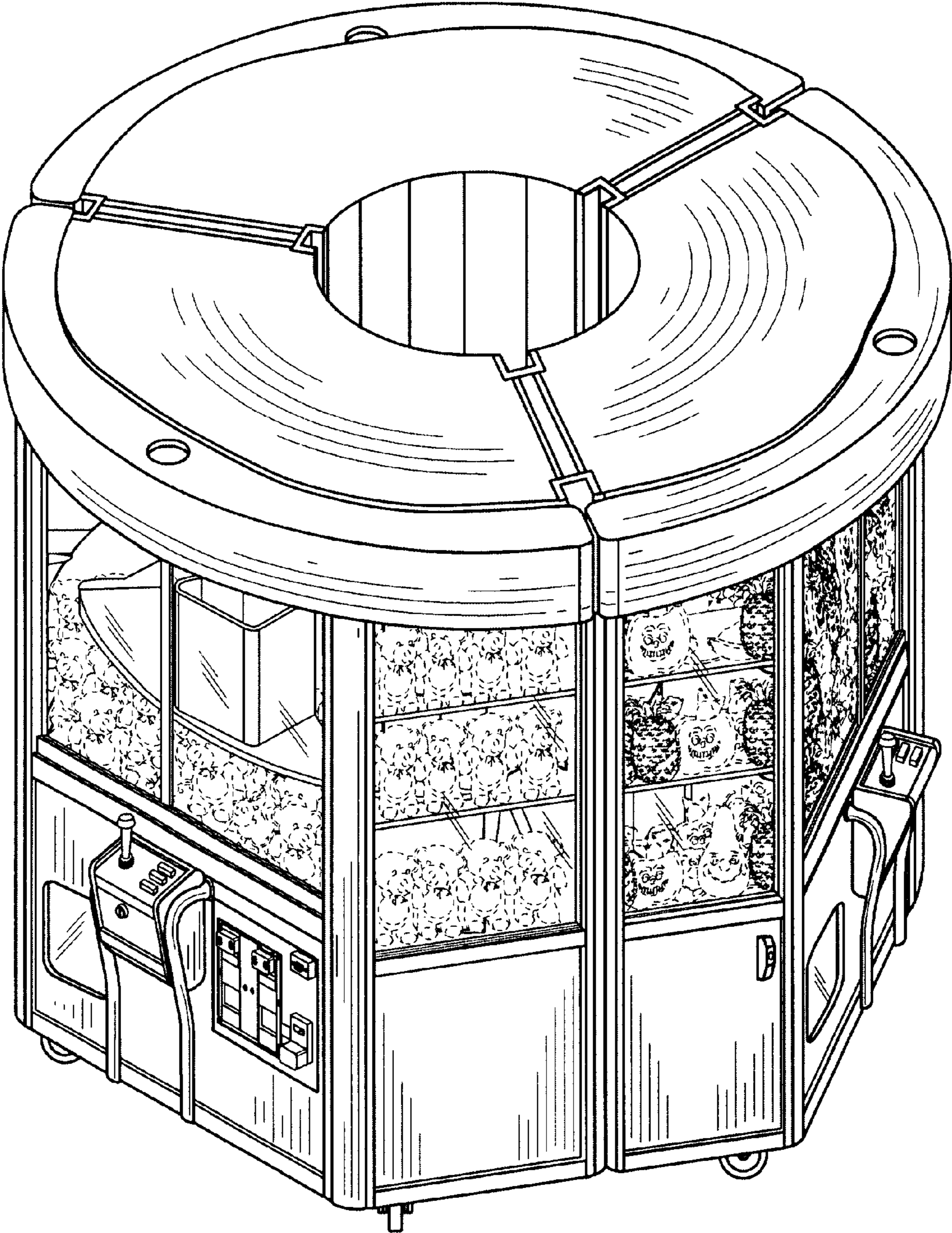


FIG. 1




FIG. 2

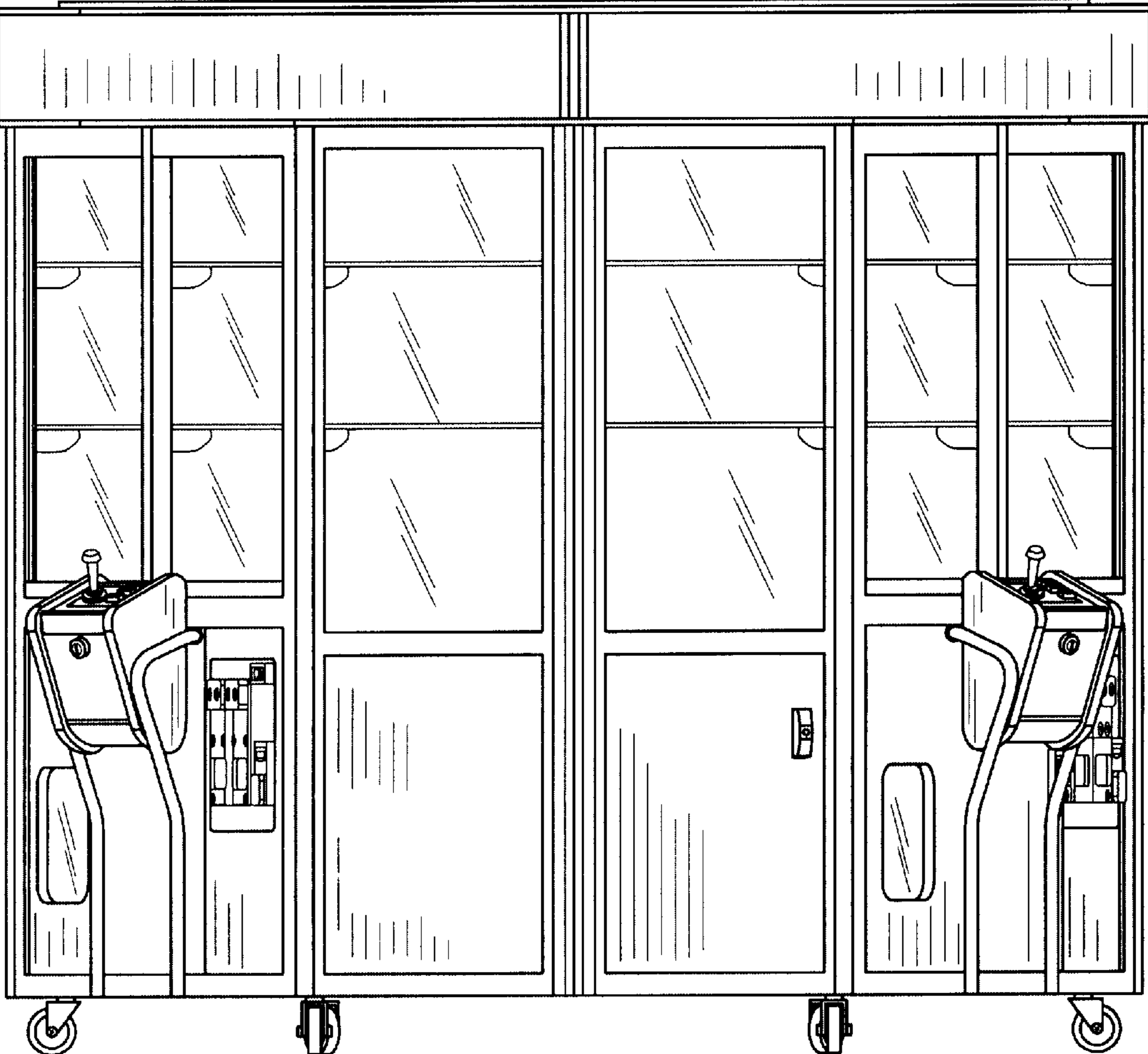


FIG. 3




FIG. 4




FIG. 5

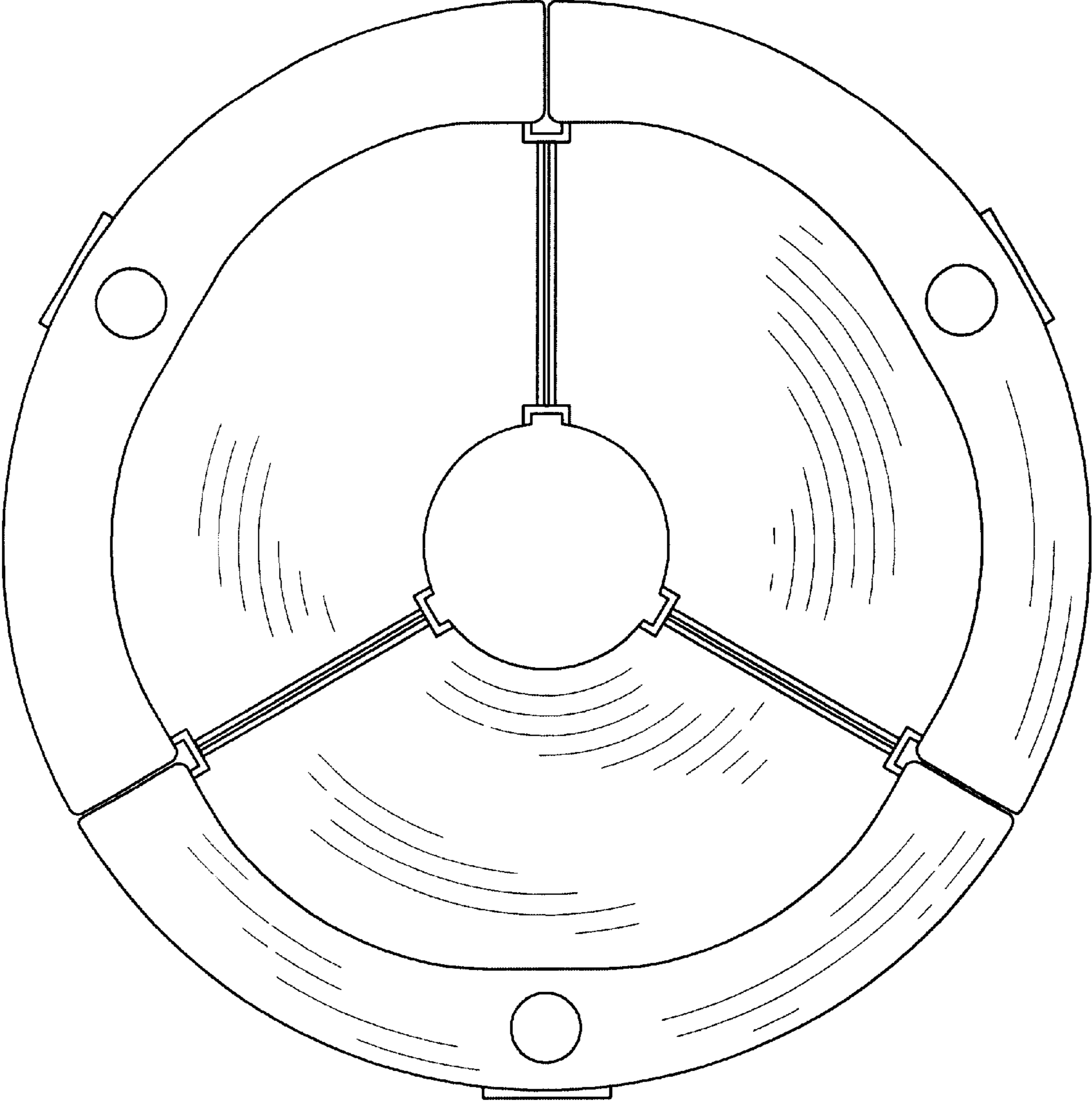


FIG. 6

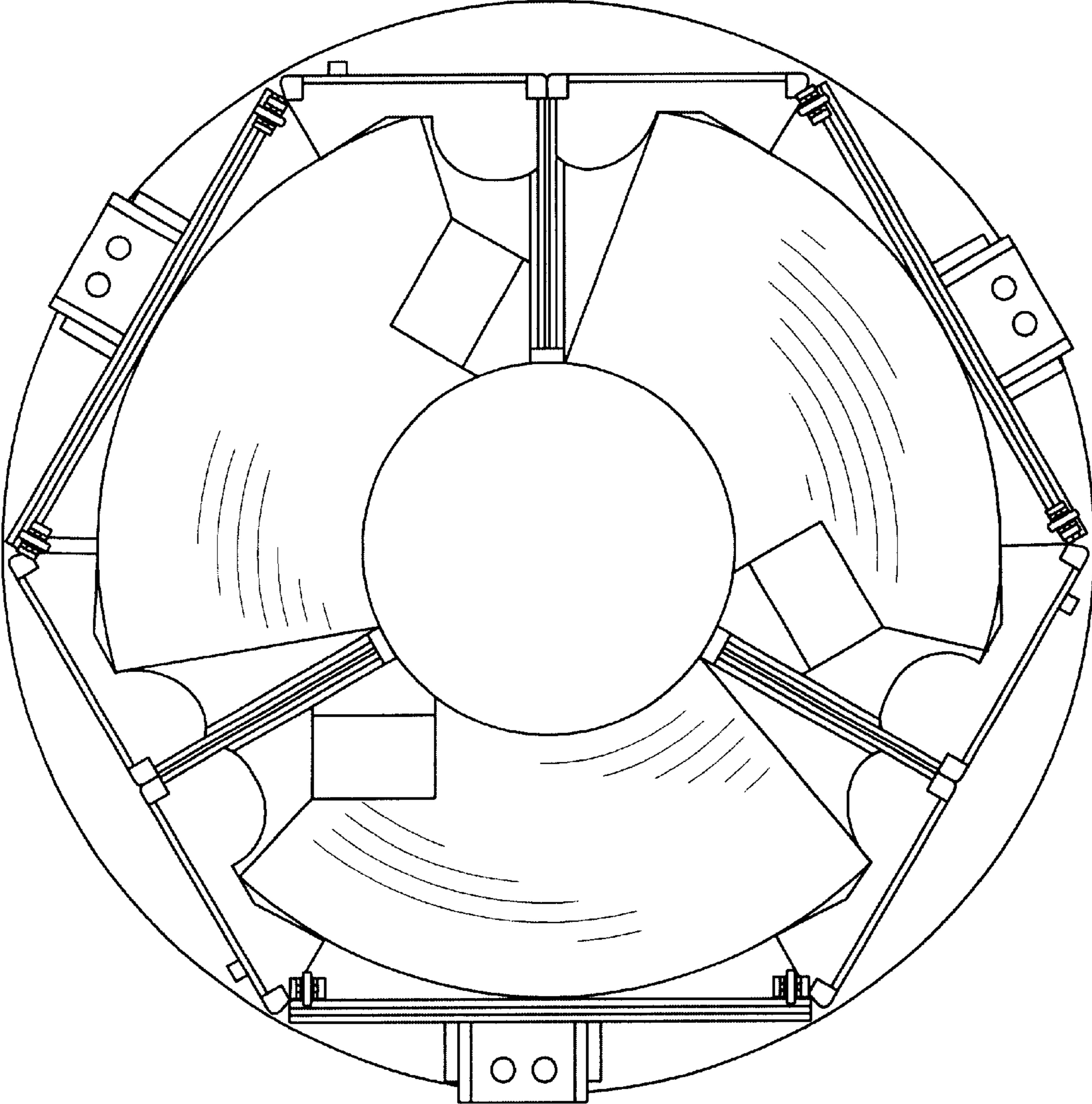


FIG. 7